


**EJECUCION PRESUPUESTAL DE INGRESOS**  
**CORRESPONDIENTE AL MES DE AGOSTO DE 2018**


RUBRO	DESCRIPCION	PRESUPUESTO INICIAL	MODIFICACIONES	TOTAL PRESUPUESTO	RECAUDOS ANTERIORES	RECAUDOS DEL MES	RECAUDOS ACUMULADOS	POR RECAUDAR	% REC
1	INGRESOS	13,474,302,352.00	10,432,186,064.00	23,906,488,416.00	12,752,826,169.20	2,487,882,664.38	15,240,708,833.58	8,665,779,582.42	63.75
12	TRANSFERENCIAS	13,474,302,352.00	5,607,526,768.00	19,081,829,120.00	7,094,402,016.00	2,483,884,323.00	9,578,286,339.00	9,503,542,781.00	50.20
121	TRANSFERENCIAS CORRIENTES RECIBIDAS	13,474,302,352.00	5,607,526,768.00	19,081,829,120.00	7,094,402,016.00	2,483,884,323.00	9,578,286,339.00	9,503,542,781.00	50.20
1212	DEL DEPARTAMENTO	13,474,302,352.00	5,607,526,768.00	19,081,829,120.00	7,094,402,016.00	2,483,884,323.00	9,578,286,339.00	9,503,542,781.00	50.20
12121	RENTAS CEDIDAS	5,768,824,381.00	3,500,000,000.00	9,268,824,381.00	2,884,412,184.00	961,470,728.00	3,845,882,912.00	5,422,941,469.00	41.49
12121	001 RENTAS CEDIDAS / RENTAS CEDIDAS	5,768,824,381.00	3,500,000,000.00	9,268,824,381.00	2,884,412,184.00	961,470,728.00	3,845,882,912.00	5,422,941,469.00	41.49
12122	MINPROTECCION	7,705,477,971.00	2,107,526,768.00	9,813,004,739.00	4,209,989,832.00	1,522,413,595.00	5,732,403,427.00	4,080,601,312.00	58.42
12122	002 MINPROTECCION / MINPROTECCION ETV	1,149,917,762.00	(71,823,412.00)	1,078,094,350.00	574,958,880.00	191,652,960.00	766,611,840.00	311,482,510.00	71.11
12122	005 MINPROTECCION / S.G.P. CSF	6,555,560,209.00	2,179,350,180.00	8,734,910,389.00	3,635,030,952.00	1,330,760,635.00	4,965,791,587.00	3,769,118,802.00	56.85
13	RECURSOS DE CAPITAL	00.00	4,824,659,296.00	4,824,659,296.00	5,658,424,153.20	3,998,341.38	5,662,422,494.58	(837,763,198.58)	117.36
131	RECURSOS DEL BALANCE	00.00	4,824,659,296.00	4,824,659,296.00	4,824,659,296.00	00.00	4,824,659,296.00	00.00	100.00
1311	SUPERAVIT FISCAL	00.00	4,811,444,808.00	4,811,444,808.00	4,811,444,808.00	00.00	4,811,444,808.00	00.00	100.00
1311	001 SUPERAVIT FISCAL / RENTAS CEDIDAS	00.00	465,998,210.00	465,998,210.00	465,998,210.00	00.00	465,998,210.00	00.00	100.00
1311	002 SUPERAVIT FISCAL / MINPROTECCION ETV	00.00	125,768,018.00	125,768,018.00	125,768,018.00	00.00	125,768,018.00	00.00	100.00
1311	004 SUPERAVIT FISCAL / RECURSOS PROPIOS	00.00	3,697,194,263.00	3,697,194,263.00	3,697,194,263.00	00.00	3,697,194,263.00	00.00	100.00
1311	005 SUPERAVIT FISCAL / S.G.P. CSF	00.00	522,484,317.00	522,484,317.00	522,484,317.00	00.00	522,484,317.00	00.00	100.00
1312	CANCELACION DE RESERVAS PRESUPUESTALES	00.00	13,214,488.00	13,214,488.00	13,214,488.00	00.00	13,214,488.00	00.00	100.00
1312	001 CANCELACION DE RESERVAS PRESUPUESTALES / RENTAS CEDIDAS	00.00	2,726,572.00	2,726,572.00	2,726,572.00	00.00	2,726,572.00	00.00	100.00
1312	002 CANCELACION DE RESERVAS PRESUPUESTALES / MINPROTECCION ETV	00.00	161,922.00	161,922.00	161,922.00	00.00	161,922.00	00.00	100.00
1312	005 CANCELACION DE RESERVAS PRESUPUESTALES / S.G.P. CSF	00.00	10,325,994.00	10,325,994.00	10,325,994.00	00.00	10,325,994.00	00.00	100.00
132	RENDIMIENTOS POR OPERACIONES	00.00	00.00	00.00	123,011,441.20	2,990,787.38	126,002,228.58	(126,002,228.58)	00.00
1321	RENDIMIENTO POR OPERACIONES FINANCIERAS	00.00	00.00	00.00	123,011,441.20	2,990,787.38	126,002,228.58	(126,002,228.58)	00.00
1321	001 RENDIMIENTO POR OPERACIONES FINANCIERAS / RENTAS CEDIDAS	00.00	00.00	00.00	5,410,760.00	254,606.00	5,665,366.00	(5,665,366.00)	00.00
1321	002 RENDIMIENTO POR OPERACIONES FINANCIERAS / MINPROTECCION ETV	00.00	00.00	00.00	578,960.00	60,027.00	638,987.00	(638,987.00)	00.00
1321	004 RENDIMIENTO POR OPERACIONES FINANCIERAS / RECURSOS PROPIOS	00.00	00.00	00.00	110,966,193.20	1,680,999.38	112,647,192.58	(112,647,192.58)	00.00
1321	005 RENDIMIENTO POR OPERACIONES FINANCIERAS / S.G.P. CSF	00.00	00.00	00.00	6,055,528.00	995,155.00	7,050,683.00	(7,050,683.00)	00.00

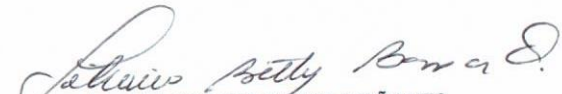
80

**EJECUCION PRESUPUESTAL DE INGRESOS  
CORRESPONDIENTE AL MES DE AGOSTO DE 2018**

RUBRO	DESCRIPCION	PRESUPUESTO INICIAL	MODIFICACIONES	TOTAL PRESUPUESTO	RECAUDOS ANTERIORES	RECAUDOS DEL MES	RECAUDOS ACUMULADOS	POR RECAUDAR	% REC
133	OTROS INGRESOS DE CAPITAL	00.00	00.00	00.00	710,753,416.00	1,007,554.00	711,760,970.00	(711,760,970.00)	00.00
1332	REINTEGROS	00.00	00.00	00.00	710,753,416.00	1,007,554.00	711,760,970.00	(711,760,970.00)	00.00
1332	001 REINTEGROS / RENTAS CEDIDAS	00.00	00.00	00.00	7,464,548.00	1,007,554.00	8,472,102.00	(8,472,102.00)	00.00
1332	002 REINTEGROS / MINPROTECCION ETV	00.00	00.00	00.00	1,025,647.00	00.00	1,025,647.00	(1,025,647.00)	00.00
1332	004 REINTEGROS / RECURSOS PROPIOS	00.00	00.00	00.00	699,687,871.00	00.00	699,687,871.00	(699,687,871.00)	00.00
1332	005 REINTEGROS / S.G.P. CSF	00.00	00.00	00.00	2,575,350.00	00.00	2,575,350.00	(2,575,350.00)	00.00

  
Ing. DIEGO VICTORIA MEJÍA  
Director General

  
Dr. FERNANDO GIRÓN VANDERHUK  
Subdirector Administrativo

  
Ing. LILIANA BETTY BARROS QUIÑONES  
Profesional Universitario



**EJECUCION PRESUPUESTAL DE GASTOS**  
**CORRESPONDIENTE AL MES DE AGOSTO DE 2018**

RUBRO	DESCRIPCION	APROPIACION INICIAL	MODIFICACIONES	APROPIACION VIGENTE	DISPONIBILIDADES	COMPROMISOS	DISPONIBILIDADES ABIERTAS	OBLIGACIONES	PAGOS ANTERIORES	PAGOS DEL MES	PAGOS ACUMULADOS	OBLIGACIONES POR PAGAR
		1	2	3	4	5	6=(4-5)	7	8	9	10=(8+9)	11=(7-10)
2	GASTOS	13,474,302,352.00	10,432,186,064.00	23,906,488,416.00	16,029,999,966.62	14,944,293,136.62	1,085,706,830.00	10,174,604,500.62	9,329,702,110.28	844,017,030.34	10,173,719,140.62	885,360.00
21	GASTOS FUNCIONAMIENTO	4,720,116,058.00	4,060,405,187.00	8,780,521,245.00	3,495,890,255.62	3,195,982,525.62	299,907,730.00	2,529,488,571.62	2,247,598,946.28	281,004,265.34	2,528,603,211.62	885,360.00
2101	GASTOS DE PERSONAL	2,424,863,807.00	3,568,494,907.00	5,993,358,714.00	1,569,224,253.00	1,569,224,253.00	00.00	1,569,224,253.00	1,404,527,591.00	164,696,662.00	1,569,224,253.00	00.00
210101	SERVICIOS PERSONALES ASOCIADOS A LA NOMINA	1,866,929,012.00	47,067,347.00	1,913,996,369.00	1,085,643,669.00	1,085,643,669.00	00.00	1,085,643,669.00	961,210,835.00	124,432,834.00	1,085,643,669.00	00.00
21010101	SUELDOS DE PERSONAL DE NOMINA	1,405,459,623.00	10,738,947.00	1,416,198,570.00	875,054,288.00	875,054,288.00	00.00	875,054,288.00	761,504,271.00	113,550,017.00	875,054,288.00	00.00
21010101001	SUELDOS	1,405,459,623.00	10,738,947.00	1,416,198,570.00	875,054,288.00	875,054,288.00	00.00	875,054,288.00	761,504,271.00	113,550,017.00	875,054,288.00	00.00
21010101001	SUELDOS / RENTAS CEDIDAS	1,405,459,623.00	10,738,947.00	1,416,198,570.00	875,054,288.00	875,054,288.00	00.00	875,054,288.00	761,504,271.00	113,550,017.00	875,054,288.00	00.00
21010105	OTROS	416,469,389.00	3,326,406.00	419,797,789.00	148,539,366.00	148,539,366.00	00.00	148,539,366.00	141,953,355.00	6,586,011.00	148,539,366.00	00.00
21010105001	BONIFICACIÓN ESPECIAL DE RECREACIÓN	7,808,109.00	59,661.00	7,867,770.00	3,050,873.00	3,050,873.00	00.00	3,050,873.00	2,976,304.00	74,569.00	3,050,873.00	00.00
21010105001	BONIFICACIÓN ESPECIAL DE RECREACIÓN / RENTAS CEDIDAS	7,808,109.00	59,661.00	7,867,770.00	3,050,873.00	3,050,873.00	00.00	3,050,873.00	2,976,304.00	74,569.00	3,050,873.00	00.00
21010105002	SUBSIDIO ALIMENTACION	14,387,539.00	109,932.00	14,497,471.00	10,481,613.00	10,481,613.00	00.00	10,481,613.00	9,440,672.00	1,040,941.00	10,481,613.00	00.00
21010105002	SUBSIDIO ALIMENTACION / RENTAS CEDIDAS	14,387,539.00	109,932.00	14,497,471.00	10,481,613.00	10,481,613.00	00.00	10,481,613.00	9,440,672.00	1,040,941.00	10,481,613.00	00.00
21010105003	AUXILIO DE TRANSPORTE	20,891,419.00	279,221.00	21,170,640.00	15,366,366.00	15,366,366.00	00.00	15,366,366.00	13,840,315.00	1,526,051.00	15,366,366.00	00.00
21010105003	AUXILIO DE TRANSPORTE / RENTAS CEDIDAS	20,891,419.00	279,221.00	21,170,640.00	15,366,366.00	15,366,366.00	00.00	15,366,366.00	13,840,315.00	1,526,051.00	15,366,366.00	00.00
21010105004	PRIMA DE SERVICIO	61,899,388.00	477,949.00	62,377,337.00	59,633,849.00	59,633,849.00	00.00	59,633,849.00	59,633,849.00	00.00	59,633,849.00	00.00
21010105004	PRIMA DE SERVICIO / RENTAS CEDIDAS	61,899,388.00	477,949.00	62,377,337.00	59,633,849.00	59,633,849.00	00.00	59,633,849.00	59,633,849.00	00.00	59,633,849.00	00.00
21010105005	PRIMA DE VACACIONES	65,189,050.00	503,504.00	65,692,554.00	27,309,335.00	27,309,335.00	00.00	27,309,335.00	26,600,247.00	709,088.00	27,309,335.00	00.00
21010105005	PRIMA DE VACACIONES / RENTAS CEDIDAS	65,189,050.00	503,504.00	65,692,554.00	27,309,335.00	27,309,335.00	00.00	27,309,335.00	26,600,247.00	709,088.00	27,309,335.00	00.00
21010105006	PRIMA DE NAVIDAD	139,547,762.00	1,077,515.00	140,625,277.00	948,187.00	948,187.00	00.00	948,187.00	948,187.00	00.00	948,187.00	00.00
21010105006	PRIMA DE NAVIDAD / RENTAS CEDIDAS	139,547,762.00	1,077,515.00	140,625,277.00	948,187.00	948,187.00	00.00	948,187.00	948,187.00	00.00	948,187.00	00.00
21010105007	PRIMAS EXTRA	61,899,388.00	477,949.00	62,377,337.00	704,598.00	704,598.00	00.00	704,598.00	704,598.00	00.00	704,598.00	00.00
21010105007	PRIMAS EXTRA / RENTAS CEDIDAS	61,899,388.00	477,949.00	62,377,337.00	704,598.00	704,598.00	00.00	704,598.00	704,598.00	00.00	704,598.00	00.00
21010105008	BONIFICACION SERVICIOS	44,846,734.00	342,669.00	45,189,403.00	31,044,545.00	31,044,545.00	00.00	31,044,545.00	27,809,183.00	3,235,362.00	31,044,545.00	00.00
21010105008	BONIFICACION SERVICIOS PRESTADOS / RENTAS CEDIDAS	44,846,734.00	342,669.00	45,189,403.00	31,044,545.00	31,044,545.00	00.00	31,044,545.00	27,809,183.00	3,235,362.00	31,044,545.00	00.00
21010109	HORAS EXTRAS DIAS FESTIVOS	45,000,000.00	33,000,000.00	78,000,000.00	62,050,015.00	62,050,015.00	00.00	62,050,015.00	57,753,209.00	4,296,806.00	62,050,015.00	00.00
21010109001	RECARGOS NOCTURNOS Y FESTIVOS	45,000,000.00	00.00	45,000,000.00	31,898,067.00	31,898,067.00	00.00	31,898,067.00	27,601,261.00	4,296,806.00	31,898,067.00	00.00
21010109001	RECARGOS NOCTURNOS Y FESTIVOS / RENTAS CEDIDAS	45,000,000.00	00.00	45,000,000.00	31,898,067.00	31,898,067.00	00.00	31,898,067.00	27,601,261.00	4,296,806.00	31,898,067.00	00.00
21010109002	INDEMNIZACIÓN POR	00.00	33,000,000.00	33,000,000.00	30,151,948.00	30,151,948.00	00.00	30,151,948.00	30,151,948.00	00.00	30,151,948.00	00.00
21010109002	INDEMNIZACIÓN POR VACACIONES / RENTAS CEDIDAS	00.00	33,000,000.00	33,000,000.00	30,151,948.00	30,151,948.00	00.00	30,151,948.00	30,151,948.00	00.00	30,151,948.00	00.00
210102	SERVICIOS PERSONALES	48,439,186.00	88,000,000.00	136,439,186.00	41,562,484.00	41,562,484.00	00.00	41,562,484.00	41,041,656.00	520,828.00	41,562,484.00	00.00
21010201	GASTOS DE PERSONAL SUPERNUMERARIO	00.00	00.00	00.00	00.00	00.00	00.00	00.00	00.00	00.00	00.00	00.00

10



EJECUCION PRESUPUESTAL DE GASTOS  
CORRESPONDIENTE AL MES DE AGOSTO DE 2018

RUBRO	DESCRIPCION	APROPIACION INICIAL	MODIFICACIONES	APROPIACION VIGENTE	DISPONIBILIDADES	COMPROMISOS	DISPONIBILIDADES ABIERTAS	OBLIGACIONES	PAGOS ANTERIORES	PAGOS DEL MES	PAGOS ACUMULADOS	OBLIGACIONES POR PAGAR
		1	2	3	4	5	6= (4-5)	7	8	9	10 = (8+9)	11=(7-10)
21010202	HONORARIOS	48,439,186.00	88,000,000.00	136,439,186.00	41,562,484.00	41,562,484.00	00.00	41,562,484.00	41,041,656.00	520,828.00	41,562,484.00	00.00
21010202	HONORARIOS / RENTAS CEDIDAS	48,439,186.00	88,000,000.00	136,439,186.00	41,562,484.00	41,562,484.00	00.00	41,562,484.00	41,041,656.00	520,828.00	41,562,484.00	00.00
21010203	REMUNERACION POR SERVICIOS	00.00	00.00	00.00	00.00	00.00	00.00	00.00	00.00	00.00	00.00	00.00
210105	CONTRIBUCIONES INHERENTES A LA NOMINA SECTOR PRIVADO Y PUBLICO	509,495,609.00	3,433,427,560.00	3,942,923,169.00	442,018,100.00	442,018,100.00	00.00	442,018,100.00	402,275,100.00	39,743,000.00	442,018,100.00	00.00
21010501	ADMINISTRADAS POR EL SECTOR PRIVADO	283,276,404.00	337,087,462.00	620,363,866.00	260,245,100.00	260,245,100.00	00.00	260,245,100.00	238,663,000.00	21,582,100.00	260,245,100.00	00.00
21010501001	CAJAS DE COMPENSACIÓN PRIVADAS	66,175,364.00	497,067.00	66,672,431.00	46,272,400.00	46,272,400.00	00.00	46,272,400.00	41,354,300.00	4,918,100.00	46,272,400.00	00.00
21010501001	CAJAS DE COMPENSACIÓN PRIVADAS / RENTAS CEDIDAS	66,175,364.00	497,067.00	66,672,431.00	46,272,400.00	46,272,400.00	00.00	46,272,400.00	41,354,300.00	4,918,100.00	46,272,400.00	00.00
21010501003	FONDOS ADMINISTRADORES DE	85,000,000.00	175,409,894.00	260,409,894.00	78,304,300.00	78,304,300.00	00.00	78,304,300.00	71,620,800.00	6,683,500.00	78,304,300.00	00.00
21010501003	FONDOS ADMINISTRADORES DE PENSIONES PRIVADOS / RENTAS CEDIDAS	85,000,000.00	(26,465,800.00)	58,534,200.00	58,534,200.00	58,534,200.00	00.00	58,534,200.00	58,534,200.00	00.00	58,534,200.00	00.00
21010501003	FONDOS ADMINISTRADORES DE PENSIONES PRIVADOS / RECURSOS PROPIOS	00.00	201,875,694.00	201,875,694.00	19,770,100.00	19,770,100.00	00.00	19,770,100.00	13,086,600.00	6,683,500.00	19,770,100.00	00.00
21010501004	EMPRESAS PRIVADAS	120,101,040.00	159,089,460.00	279,190,500.00	127,962,700.00	127,962,700.00	00.00	127,962,700.00	119,379,900.00	8,582,800.00	127,962,700.00	00.00
21010501004	EMPRESAS PRIVADAS PROMOTORAS DE SALUD / RENTAS CEDIDAS	120,101,040.00	(17,671,440.00)	102,429,600.00	102,429,600.00	102,429,600.00	00.00	102,429,600.00	102,429,600.00	00.00	102,429,600.00	00.00
21010501004	EMPRESAS PRIVADAS PROMOTORAS DE SALUD / RECURSOS PROPIOS	00.00	176,760,900.00	176,760,900.00	25,533,100.00	25,533,100.00	00.00	25,533,100.00	16,950,300.00	8,582,800.00	25,533,100.00	00.00
21010501005	ADMINISTRADORAS PRIVADAS DE APORTES PARA ACCIDENTES DE TRABAJO Y ENFERMEDADES	12,000,000.00	2,091,041.00	14,091,041.00	7,705,700.00	7,705,700.00	00.00	7,705,700.00	6,308,000.00	1,397,700.00	7,705,700.00	00.00
21010501005	ADMINISTRADORAS PRIVADAS DE APORTES PARA ACCIDENTES DE TRABAJO Y ENFERMEDADES PROFESIONALES / RENTA	12,000,000.00	(7,500,100.00)	4,499,900.00	4,499,900.00	4,499,900.00	00.00	4,499,900.00	4,499,900.00	00.00	4,499,900.00	00.00
21010501005	ADMINISTRADORAS PRIVADAS DE APORTES PARA ACCIDENTES DE TRABAJO Y ENFERMEDADES PROFESIONALES / RECUR	00.00	9,591,141.00	9,591,141.00	3,205,800.00	3,205,800.00	00.00	3,205,800.00	1,808,100.00	1,397,700.00	3,205,800.00	00.00
21010502	ADMINISTRADAS POR EL SECTOR	226,219,205.00	3,096,340,098.00	3,322,559,303.00	181,773,000.00	181,773,000.00	00.00	181,773,000.00	163,612,100.00	18,160,900.00	181,773,000.00	00.00
21010502002	APORTES AL ICBF	49,631,523.00	372,800.00	50,004,323.00	34,709,400.00	34,709,400.00	00.00	34,709,400.00	31,021,100.00	3,688,300.00	34,709,400.00	00.00
21010502002	APORTES AL ICBF / RENTAS CEDIDAS	49,631,523.00	372,800.00	50,004,323.00	34,709,400.00	34,709,400.00	00.00	34,709,400.00	31,021,100.00	3,688,300.00	34,709,400.00	00.00
21010502003	APORTES AL SENA	33,087,682.00	248,534.00	33,336,216.00	23,145,100.00	23,145,100.00	00.00	23,145,100.00	20,685,500.00	2,459,600.00	23,145,100.00	00.00
21010502003	APORTES AL SENA / RENTAS CEDIDAS	33,087,682.00	248,534.00	33,336,216.00	23,145,100.00	23,145,100.00	00.00	23,145,100.00	20,685,500.00	2,459,600.00	23,145,100.00	00.00
21010502004	FONDOS ADMINISTRADORES DE	00.00	00.00	00.00	00.00	00.00	00.00	00.00	00.00	00.00	00.00	00.00
21010502005	EMPRESAS PUBLICAS PROMOTORAS DE SALUD	40,000,000.00	102,507,238.00	142,507,238.00	49,441,700.00	49,441,700.00	00.00	49,441,700.00	46,227,500.00	3,214,200.00	49,441,700.00	00.00
21010502005	EMPRESAS PUBLICAS PROMOTORAS DE SALUD / RENTAS CEDIDAS	40,000,000.00	00.00	40,000,000.00	40,000,000.00	40,000,000.00	00.00	40,000,000.00	40,000,000.00	00.00	40,000,000.00	00.00
21010502005	EMPRESAS PUBLICAS PROMOTORAS DE SALUD / RECURSOS PROPIOS	00.00	102,507,238.00	102,507,238.00	9,441,700.00	9,441,700.00	00.00	9,441,700.00	6,227,500.00	3,214,200.00	9,441,700.00	00.00



# EJECUCION PRESUPUESTAL DE GASTOS CORRESPONDIENTE AL MES DE AGOSTO DE 2018

RUBRO	DESCRIPCION	APROPIACION INICIAL	MODIFICACIONES	APROPIACION VIGENTE	DISPONIBILIDADES	COMPROMISOS	DISPONIBILIDADES ABIERTAS	OBLIGACIONES	PAGOS ANTERIORES	PAGOS DEL MES	PAGOS ACUMULADOS	OBLIGACIONES POR PAGAR
		1	2	3	4	5	6= (4-5)	7	8	9	10 = (8+9)	11=(7-10)
21010502006	FONDOS ADMINISTRADORES DE	103,500,000.00	2,993,211,526.00	3,096,711,526.00	74,476,800.00	74,476,800.00	00.00	74,476,800.00	65,678,000.00	8,798,800.00	74,476,800.00	00.00
21010502006	FONDOS ADMINISTRADORES DE PENSION PUBLICOS / RENTAS CEDIDAS	103,500,000.00	(55,123,100.00)	48,376,900.00	48,376,900.00	48,376,900.00	00.00	48,376,900.00	48,376,900.00	00.00	48,376,900.00	00.00
21010502006	FONDOS ADMINISTRADORES DE PENSION PUBLICOS / RECURSOS PROPIOS	00.00	3,048,334,626.00	3,048,334,626.00	26,099,900.00	26,099,900.00	00.00	26,099,900.00	17,301,100.00	8,798,800.00	26,099,900.00	00.00
21010502007	ADMINISTRADORAS PRIVADAS DE APORTES PARA ACCIDENTES DE TRABAJO Y ENFERMEDADES	00.00	00.00	00.00	00.00	00.00	00.00	00.00	00.00	00.00	00.00	00.00
210109	DEFICIT Servicios Personales	00.00	00.00	00.00	00.00	00.00	00.00	00.00	00.00	00.00	00.00	00.00
2102	GASTOS GENERALES	1,973,247,143.00	482,509,103.00	2,455,756,246.00	1,834,801,620.62	1,534,893,890.62	299,907,730.00	868,399,936.62	759,446,438.28	108,068,138.34	867,514,576.62	885,360.00
210203	IMPUESTOS MULTAS Y DEVOLUCIONES	21,560,814.00	(2,000,000.00)	19,560,814.00	14,227,436.00	14,227,436.00	00.00	14,227,436.00	14,227,436.00	00.00	14,227,436.00	00.00
21020301	IMPUESTOS Y CONTRIBUCIONES	17,560,814.00	(2,000,000.00)	15,560,814.00	14,227,436.00	14,227,436.00	00.00	14,227,436.00	14,227,436.00	00.00	14,227,436.00	00.00
21020301001	IMPUESTO DE VEHÍCULOS	00.00	00.00	00.00	00.00	00.00	00.00	00.00	00.00	00.00	00.00	00.00
21020301002	IMPUESTO PREDIAL	17,560,814.00	(2,000,000.00)	15,560,814.00	14,227,436.00	14,227,436.00	00.00	14,227,436.00	14,227,436.00	00.00	14,227,436.00	00.00
21020301002	IMPUESTO PREDIAL / RENTAS CEDIDAS	17,560,814.00	(2,000,000.00)	15,560,814.00	14,227,436.00	14,227,436.00	00.00	14,227,436.00	14,227,436.00	00.00	14,227,436.00	00.00
21020302	MULTAS SANCIONES Y	4,000,000.00	00.00	4,000,000.00	00.00	00.00	00.00	00.00	00.00	00.00	00.00	00.00
21020302001	MULTAS	2,000,000.00	00.00	2,000,000.00	00.00	00.00	00.00	00.00	00.00	00.00	00.00	00.00
21020302001	MULTAS / RENTAS CEDIDAS	2,000,000.00	00.00	2,000,000.00	00.00	00.00	00.00	00.00	00.00	00.00	00.00	00.00
21020302002	SANCIONES	2,000,000.00	00.00	2,000,000.00	00.00	00.00	00.00	00.00	00.00	00.00	00.00	00.00
21020302002	SANCIONES / RENTAS CEDIDAS	2,000,000.00	00.00	2,000,000.00	00.00	00.00	00.00	00.00	00.00	00.00	00.00	00.00
210204	ADQUISICIÓN BIENES Y	1,951,686,329.00	484,509,103.00	2,436,195,432.00	1,820,574,184.62	1,520,666,454.62	299,907,730.00	854,172,500.62	745,219,002.28	108,068,138.34	853,287,140.62	885,360.00
210204001	COMPRA DE EQUIPO	11,000,000.00	13,507,400.00	24,507,400.00	7,140,000.00	7,140,000.00	00.00	7,140,000.00	7,140,000.00	00.00	7,140,000.00	00.00
210204001001	EQUIPO DE SISTEMAS	10,000,000.00	00.00	10,000,000.00	7,140,000.00	7,140,000.00	00.00	7,140,000.00	7,140,000.00	00.00	7,140,000.00	00.00
210204001001	EQUIPO DE SISTEMAS / RENTAS CEDIDAS	10,000,000.00	00.00	10,000,000.00	7,140,000.00	7,140,000.00	00.00	7,140,000.00	7,140,000.00	00.00	7,140,000.00	00.00
210204001002	OTRAS COMPRAS DE EQUIPO	1,000,000.00	13,507,400.00	14,507,400.00	00.00	00.00	00.00	00.00	00.00	00.00	00.00	00.00
210204001002	OTRAS COMPRAS DE EQUIPO / RENTAS CEDIDAS	1,000,000.00	13,507,400.00	14,507,400.00	00.00	00.00	00.00	00.00	00.00	00.00	00.00	00.00
210204002	ENSERES Y EQUIPO DE OFICINA	11,694,940.00	16,000,000.00	27,694,940.00	00.00	00.00	00.00	00.00	00.00	00.00	00.00	00.00
210204002001	EQUIPOS Y MAQUINARIA PARA OFICINA	00.00	00.00	00.00	00.00	00.00	00.00	00.00	00.00	00.00	00.00	00.00
210204002002	OTROS ENSERES Y EQUIPO DE OFICINA	11,694,940.00	16,000,000.00	27,694,940.00	00.00	00.00	00.00	00.00	00.00	00.00	00.00	00.00
210204002002	OTROS ENSERES Y EQUIPO DE OFICINA / RENTAS CEDIDAS	11,694,940.00	16,000,000.00	27,694,940.00	00.00	00.00	00.00	00.00	00.00	00.00	00.00	00.00
210204004	MATERIALES Y SUMINISTROS	185,855,958.00	85,786,447.00	271,642,405.00	181,250,824.00	102,488,890.32	78,761,933.68	73,422,754.32	67,341,831.32	6,080,923.00	73,422,754.32	00.00
210204004001	DOTACIÓN	58,916,000.00	00.00	58,916,000.00	58,916,000.00	00.00	58,916,000.00	00.00	00.00	00.00	00.00	00.00
210204004001	DOTACIÓN / RENTAS CEDIDAS	58,916,000.00	00.00	58,916,000.00	58,916,000.00	00.00	58,916,000.00	00.00	00.00	00.00	00.00	00.00
210204004002	PAPELERÍA ÚTILES DE	40,593,902.00	40,000,000.00	80,593,902.00	40,224,159.00	40,224,159.00	00.00	40,224,159.00	40,224,159.00	00.00	40,224,159.00	00.00
210204004002	PAPELERÍA ÚTILES DE ESCRITORIO Y OFICINA / RENTAS CEDIDAS	40,593,902.00	40,000,000.00	80,593,902.00	40,224,159.00	40,224,159.00	00.00	40,224,159.00	40,224,159.00	00.00	40,224,159.00	00.00
210204004003	PRODUCTOS DE ASEO Y	12,264,675.00	00.00	12,264,675.00	11,138,518.00	11,138,518.00	00.00	2,699,700.00	2,699,700.00	00.00	2,699,700.00	00.00
210204004003	PRODUCTOS DE ASEO Y LIMPIEZA / RENTAS CEDIDAS	12,264,675.00	00.00	12,264,675.00	11,138,518.00	11,138,518.00	00.00	2,699,700.00	2,699,700.00	00.00	2,699,700.00	00.00

70



EJECUCION PRESUPUESTAL DE GASTOS  
CORRESPONDIENTE AL MES DE AGOSTO DE 2018

RUBRO	DESCRIPCION	APROPIACION INICIAL	MODIFICACIONES	APROPIACION VIGENTE	DISPONIBILIDADES	COMPROMISOS	DISPONIBILIDADES ABIERTAS	OBLIGACIONES	PAGOS ANTERIORES	PAGOS DEL MES	PAGOS ACUMULADOS	OBLIGACIONES POR PAGAR
		1	2	3	4	5	6= (4-5)	7	8	9	10 = (8+9)	11=(7-10)
210204004004	PRODUCTOS DE CAFETERÍA Y	17,255,645.00	00.00	17,255,645.00	16,146,682.00	16,146,682.00	00.00	00.00	00.00	00.00	00.00	00.00
210204004004	PRODUCTOS DE CAFETERÍA Y RESTAURANTE / RENTAS CEDIDAS	17,255,645.00	00.00	17,255,645.00	16,146,682.00	16,146,682.00	00.00	00.00	00.00	00.00	00.00	00.00
210204004005	OTROS MATERIALES Y	54,825,736.00	45,786,447.00	100,612,183.00	54,825,465.00	34,979,531.32	19,845,933.68	30,498,895.32	24,417,972.32	6,080,923.00	30,498,895.32	00.00
210204004005	OTROS MATERIALES Y SUMINISTROS / RENTAS CEDIDAS	54,825,736.00	45,786,447.00	100,612,183.00	54,825,465.00	34,979,531.32	19,845,933.68	30,498,895.32	24,417,972.32	6,080,923.00	30,498,895.32	00.00
210204004006	LLANTAS Y ACCESORIOS	2,000,000.00	00.00	2,000,000.00	00.00	00.00	00.00	00.00	00.00	00.00	00.00	00.00
210204004006	LLANTAS Y ACCESORIOS / RENTAS CEDIDAS	2,000,000.00	00.00	2,000,000.00	00.00	00.00	00.00	00.00	00.00	00.00	00.00	00.00
210204005	MANTENIMIENTO	643,428,000.00	266,825,040.00	910,253,040.00	686,722,991.00	516,600,249.68	170,122,741.32	282,056,375.68	218,536,700.68	63,519,675.00	282,056,375.68	00.00
210204005001	MANTENIMIENTO DE BIENES INMUEBLES	25,000,000.00	00.00	25,000,000.00	7,000,000.00	3,287,333.00	3,712,667.00	3,287,333.00	2,237,333.00	1,050,000.00	3,287,333.00	00.00
210204005001	MANTENIMIENTO DE BIENES INMUEBLES / RENTAS CEDIDAS	25,000,000.00	00.00	25,000,000.00	7,000,000.00	3,287,333.00	3,712,667.00	3,287,333.00	2,237,333.00	1,050,000.00	3,287,333.00	00.00
210204005002	MANTENIMIENTO DE BIENES	148,000,000.00	80,253,040.00	228,253,040.00	204,713,996.00	73,194,059.68	131,519,936.32	31,825,128.68	29,427,308.68	2,397,820.00	31,825,128.68	00.00
210204005002	MANTENIMIENTO DE BIENES MUEBLES EQUIPOS Y ENSERES / RENTAS CEDIDAS	148,000,000.00	80,253,040.00	228,253,040.00	204,713,996.00	73,194,059.68	131,519,936.32	31,825,128.68	29,427,308.68	2,397,820.00	31,825,128.68	00.00
210204005003	MANTENIMIENTO EQUIPO DE	12,000,000.00	00.00	12,000,000.00	11,958,263.00	11,958,263.00	00.00	00.00	00.00	00.00	00.00	00.00
210204005003	MANTENIMIENTO EQUIPO DE COMUNICACIÓN Y COMPUTACIÓN / RENTAS CEDIDAS	12,000,000.00	00.00	12,000,000.00	11,958,263.00	11,958,263.00	00.00	00.00	00.00	00.00	00.00	00.00
210204005004	SERVICIO DE CAFETERÍA Y	29,000,000.00	19,000,000.00	48,000,000.00	48,000,000.00	36,269,862.00	11,730,138.00	13,660,062.00	6,247,062.00	7,413,000.00	13,660,062.00	00.00
210204005004	SERVICIO DE CAFETERÍA Y RESTAURANTE / RENTAS CEDIDAS	29,000,000.00	19,000,000.00	48,000,000.00	48,000,000.00	36,269,862.00	11,730,138.00	13,660,062.00	6,247,062.00	7,413,000.00	13,660,062.00	00.00
210204005005	SERVICIO DE SEGURIDAD Y	320,000,000.00	157,000,000.00	477,000,000.00	307,777,772.00	307,777,772.00	00.00	185,477,372.00	146,021,757.00	39,455,615.00	185,477,372.00	00.00
210204005005	SERVICIO DE SEGURIDAD Y VIGILANCIA / RENTAS CEDIDAS	320,000,000.00	157,000,000.00	477,000,000.00	307,777,772.00	307,777,772.00	00.00	185,477,372.00	146,021,757.00	39,455,615.00	185,477,372.00	00.00
210204005006	MANTENIMIENTO DE OTROS	23,428,000.00	(23,428,000.00)	00.00	00.00	00.00	00.00	00.00	00.00	00.00	00.00	00.00
210204005006	MANTENIMIENTO DE OTROS BIENES / RENTAS CEDIDAS	23,428,000.00	(23,428,000.00)	00.00	00.00	00.00	00.00	00.00	00.00	00.00	00.00	00.00
210204005007	MANTENIMIENTO DE SOFTWARE	86,000,000.00	34,000,000.00	120,000,000.00	107,272,960.00	84,112,960.00	23,160,000.00	47,806,480.00	34,603,240.00	13,203,240.00	47,806,480.00	00.00
210204005007	MANTENIMIENTO DE SOFTWARE / RENTAS CEDIDAS	86,000,000.00	34,000,000.00	120,000,000.00	107,272,960.00	84,112,960.00	23,160,000.00	47,806,480.00	34,603,240.00	13,203,240.00	47,806,480.00	00.00
210204006	COMUNICACIÓN Y TRANSPORTE	117,000,000.00	2,000,000.00	119,000,000.00	115,988,560.00	109,704,893.32	6,283,666.68	57,945,638.32	56,618,578.32	441,700.00	57,060,278.32	885,360.00
210204006001	CORREO	10,000,000.00	(1,000,000.00)	9,000,000.00	6,000,000.00	6,000,000.00	00.00	4,235,025.00	3,349,665.00	00.00	3,349,665.00	885,360.00
210204006001	CORREO / RENTAS CEDIDAS	10,000,000.00	(1,000,000.00)	9,000,000.00	6,000,000.00	6,000,000.00	00.00	4,235,025.00	3,349,665.00	00.00	3,349,665.00	885,360.00
210204006002	SERVICIO DE TRANSMISIÓN DE	100,000,000.00	00.00	100,000,000.00	99,988,560.00	99,988,560.00	00.00	49,994,280.00	49,994,280.00	00.00	49,994,280.00	00.00
210204006002	SERVICIO DE TRANSMISIÓN DE INFORMACIÓN / RENTAS CEDIDAS	100,000,000.00	00.00	100,000,000.00	99,988,560.00	99,988,560.00	00.00	49,994,280.00	49,994,280.00	00.00	49,994,280.00	00.00
210204006003	OTROS COMUNICACIONES Y	7,000,000.00	3,000,000.00	10,000,000.00	10,000,000.00	3,716,333.32	6,283,666.68	3,716,333.32	3,274,633.32	441,700.00	3,716,333.32	00.00
210204006003	OTROS COMUNICACIONES Y TRANSPORTE / RENTAS CEDIDAS	7,000,000.00	3,000,000.00	10,000,000.00	10,000,000.00	3,716,333.32	6,283,666.68	3,716,333.32	3,274,633.32	441,700.00	3,716,333.32	00.00
210204007	IMPRESOS Y PUBLICACIONES	15,000,000.00	35,000,000.00	50,000,000.00	3,000,000.00	745,000.00	2,255,000.00	745,000.00	538,000.00	207,000.00	745,000.00	00.00
210204007002	OTROS GASTOS POR IMPRESOS Y PUBLICACIONES	15,000,000.00	35,000,000.00	50,000,000.00	3,000,000.00	745,000.00	2,255,000.00	745,000.00	538,000.00	207,000.00	745,000.00	00.00



**EJECUCION PRESUPUESTAL DE GASTOS  
CORRESPONDIENTE AL MES DE AGOSTO DE 2018**

RUBRO	DESCRIPCION	APROPIACION INICIAL	MODIFICACIONES	APROPIACION VIGENTE	DISPONIBILIDADES	COMPROMISOS	DISPONIBILIDADES ABIERTAS	OBLIGACIONES	PAGOS ANTERIORES	PAGOS DEL MES	PAGOS ACUMULADOS	OBLIGACIONES POR PAGAR
		1	2	3	4	5	6= (4-5)	7	8	9	10 = (8+9)	11=(7-10)
210204007002	OTROS GASTOS POR IMPRESOS Y PUBLICACIONES / RENTAS CEDIDAS	15,000,000.00	35,000,000.00	50,000,000.00	3,000,000.00	745,000.00	2,255,000.00	745,000.00	538,000.00	207,000.00	745,000.00	00.00
210204008	SERVICIOS PÚBLICOS	209,208,778.00	10,500,000.00	219,708,778.00	110,176,754.00	110,176,754.00	00.00	110,176,754.00	94,694,918.00	15,481,836.00	110,176,754.00	00.00
210204008001	ACUEDUCTO Y ALCANTARILLADO	24,003,203.00	10,500,000.00	34,503,203.00	20,284,886.00	20,284,886.00	00.00	20,284,886.00	17,607,679.00	2,677,207.00	20,284,886.00	00.00
210204008001	ACUEDUCTO Y ALCANTARILLADO / RENTAS CEDIDAS	24,003,203.00	10,500,000.00	34,503,203.00	20,284,886.00	20,284,886.00	00.00	20,284,886.00	17,607,679.00	2,677,207.00	20,284,886.00	00.00
210204008002	ENERGIA	134,986,228.00	00.00	134,986,228.00	70,075,082.83	70,075,082.83	00.00	70,075,082.83	59,847,694.83	10,227,388.00	70,075,082.83	00.00
210204008002	ENERGIA / RENTAS CEDIDAS	134,986,228.00	00.00	134,986,228.00	70,075,082.83	70,075,082.83	00.00	70,075,082.83	59,847,694.83	10,227,388.00	70,075,082.83	00.00
210204008003	TELEFONIA MOVIL CELULAR	4,120,000.00	00.00	4,120,000.00	2,711,261.00	2,711,261.00	00.00	2,711,261.00	2,341,382.00	369,879.00	2,711,261.00	00.00
210204008003	TELEFONIA MOVIL CELULAR / RENTAS CEDIDAS	4,120,000.00	00.00	4,120,000.00	2,711,261.00	2,711,261.00	00.00	2,711,261.00	2,341,382.00	369,879.00	2,711,261.00	00.00
210204008004	TELÉFONO FAX Y OTROS	30,391,347.00	00.00	30,391,347.00	13,025,593.00	13,025,593.00	00.00	13,025,593.00	11,332,024.00	1,693,569.00	13,025,593.00	00.00
210204008004	TELÉFONO FAX Y OTROS / RENTAS CEDIDAS	30,391,347.00	00.00	30,391,347.00	13,025,593.00	13,025,593.00	00.00	13,025,593.00	11,332,024.00	1,693,569.00	13,025,593.00	00.00
210204008005	OTROS SERVICIOS PÚBLICOS	15,708,000.00	00.00	15,708,000.00	4,079,931.17	4,079,931.17	00.00	4,079,931.17	3,566,138.17	513,793.00	4,079,931.17	00.00
210204008005	OTROS SERVICIOS PÚBLICOS / RENTAS CEDIDAS	15,708,000.00	00.00	15,708,000.00	4,079,931.17	4,079,931.17	00.00	4,079,931.17	3,566,138.17	513,793.00	4,079,931.17	00.00
210204009	SEGUROS	230,211,168.00	00.00	230,211,168.00	214,508,153.00	212,081,673.00	2,426,480.00	193,722,420.00	192,530,370.00	1,192,050.00	193,722,420.00	00.00
210204009001	SEGURO DE VIDA	00.00	00.00	00.00	00.00	00.00	00.00	00.00	00.00	00.00	00.00	00.00
210204009002	SEGURO DE RESPONSABILIDAD CIVIL	00.00	00.00	00.00	00.00	00.00	00.00	00.00	00.00	00.00	00.00	00.00
210204009003	OTROS SEGUROS	230,211,168.00	00.00	230,211,168.00	214,508,153.00	212,081,673.00	2,426,480.00	193,722,420.00	192,530,370.00	1,192,050.00	193,722,420.00	00.00
210204009003	OTROS SEGUROS / RENTAS CEDIDAS	230,211,168.00	00.00	230,211,168.00	214,508,153.00	212,081,673.00	2,426,480.00	193,722,420.00	192,530,370.00	1,192,050.00	193,722,420.00	00.00
210204010	ARRENDAMIENTOS	13,200,000.00	71,000,000.00	84,200,000.00	83,682,000.00	81,297,001.32	2,384,998.68	57,735,001.32	43,173,101.32	14,561,900.00	57,735,001.32	00.00
210204010001	ARRENDAMIENTOS BIENES INMUEBLES	12,200,000.00	71,000,000.00	83,200,000.00	82,682,000.00	81,018,668.00	1,663,332.00	57,456,668.00	43,006,668.00	14,450,000.00	57,456,668.00	00.00
210204010001	ARRENDAMIENTOS BIENES INMUEBLES / RENTAS CEDIDAS	12,200,000.00	71,000,000.00	83,200,000.00	82,682,000.00	81,018,668.00	1,663,332.00	57,456,668.00	43,006,668.00	14,450,000.00	57,456,668.00	00.00
210204010002	ARRENDAMIENTO DE BIENES	1,000,000.00	00.00	1,000,000.00	1,000,000.00	278,333.32	721,666.68	278,333.32	166,433.32	111,900.00	278,333.32	00.00
210204010002	ARRENDAMIENTO DE BIENES MUEBLES / RENTAS CEDIDAS	1,000,000.00	00.00	1,000,000.00	1,000,000.00	278,333.32	721,666.68	278,333.32	166,433.32	111,900.00	278,333.32	00.00
210204011	VIÁTICOS Y GASTOS DE VIAJE	116,000,000.00	(3,465,264.00)	112,534,736.00	73,840,260.00	59,762,459.68	14,077,800.32	59,762,459.68	53,938,991.68	5,823,468.00	59,762,459.68	00.00
210204011001	VIÁTICOS Y GASTOS DE VIAJE AL INTERIOR	116,000,000.00	(3,465,264.00)	112,534,736.00	73,840,260.00	59,762,459.68	14,077,800.32	59,762,459.68	53,938,991.68	5,823,468.00	59,762,459.68	00.00
210204011001	VIÁTICOS Y GASTOS DE VIAJE AL INTERIOR / RENTAS CEDIDAS	116,000,000.00	(3,465,264.00)	112,534,736.00	73,840,260.00	59,762,459.68	14,077,800.32	59,762,459.68	53,938,991.68	5,823,468.00	59,762,459.68	00.00
210204011001	VIÁTICOS Y GASTOS DE VIAJE AL INTERIOR / MINPROTECCION ETV	00.00	00.00	00.00	00.00	00.00	00.00	00.00	00.00	00.00	00.00	00.00
210204012	GASTOS LEGALES	2,000,000.00	00.00	2,000,000.00	2,000,000.00	277,627.68	1,722,372.32	277,627.68	265,847.68	11,780.00	277,627.68	00.00
210204012001	GASTOS LEGALES	2,000,000.00	00.00	2,000,000.00	2,000,000.00	277,627.68	1,722,372.32	277,627.68	265,847.68	11,780.00	277,627.68	00.00
210204012001	GASTOS LEGALES / RENTAS CEDIDAS	2,000,000.00	00.00	2,000,000.00	2,000,000.00	277,627.68	1,722,372.32	277,627.68	265,847.68	11,780.00	277,627.68	00.00
210204013	CAPACITACIÓN BIENESTAR	344,203,436.00	(12,644,520.00)	331,558,916.00	311,416,587.00	311,416,587.00	00.00	2,213,151.00	2,213,151.00	00.00	2,213,151.00	00.00
210204013001	SERVICIOS DE BIENESTAR SOCIAL	309,203,436.00	2,355,480.00	311,558,916.00	309,203,436.00	309,203,436.00	00.00	00.00	00.00	00.00	00.00	00.00
210204013001	SERVICIOS DE BIENESTAR SOCIAL / RENTAS CEDIDAS	309,203,436.00	2,355,480.00	311,558,916.00	309,203,436.00	309,203,436.00	00.00	00.00	00.00	00.00	00.00	00.00
210204013002	SERVICIOS DE CAPACITACIÓN	35,000,000.00	(15,000,000.00)	20,000,000.00	2,213,151.00	2,213,151.00	00.00	2,213,151.00	2,213,151.00	00.00	2,213,151.00	00.00
210204013002	SERVICIOS DE CAPACITACIÓN / RENTAS CEDIDAS	35,000,000.00	(15,000,000.00)	20,000,000.00	2,213,151.00	2,213,151.00	00.00	2,213,151.00	2,213,151.00	00.00	2,213,151.00	00.00

10



## EJECUCION PRESUPUESTAL DE GASTOS

RUBRO	DESCRIPCION	APROPIACION INICIAL	MODIFICACIONES	APROPIACION VIGENTE	DISPONIBILIDADES	COMPROMISOS	DISPONIBILIDADES ABIERTAS	OBLIGACIONES	PAGOS ANTERIORES	PAGOS DEL MES	PAGOS ACUMULADOS	OBLIGACIONES POR PAGAR
		1	2	3	4	5	6= (4-5)	7	8	9	10 = (8+9)	11=(7-10)
210204014	GASTOS FINANCIEROS	10,761,710.00	00.00	10,761,710.00	8,975,318.62	8,975,318.62	00.00	8,975,318.62	8,227,512.28	747,806.34	8,975,318.62	00.00
210204014001	COMISIONES BANCARIAS	10,761,710.00	00.00	10,761,710.00	8,975,318.62	8,975,318.62	00.00	8,975,318.62	8,227,512.28	747,806.34	8,975,318.62	00.00
210204014001	COMISIONES BANCARIAS / RENTAS CEDIDAS	10,761,710.00	00.00	10,761,710.00	8,975,318.62	8,975,318.62	00.00	8,975,318.62	8,227,512.28	747,806.34	8,975,318.62	00.00
210204015	OTROS GASTOS POR	42,122,339.00	00.00	42,122,339.00	21,872,737.00	00.00	21,872,737.00	00.00	00.00	00.00	00.00	00.00
210204015002	SALUD OCUPACIONAL	42,122,339.00	00.00	42,122,339.00	21,872,737.00	00.00	21,872,737.00	00.00	00.00	00.00	00.00	00.00
210204015002	SALUD OCUPACIONAL / RENTAS CEDIDAS	42,122,339.00	00.00	42,122,339.00	21,872,737.00	00.00	21,872,737.00	00.00	00.00	00.00	00.00	00.00
210204018	REGISTRO Y LEGALIZACION DE	00.00	00.00	00.00	00.00	00.00	00.00	00.00	00.00	00.00	00.00	00.00
21020401801	REGISTRO Y LEGALIZACION DE BIENES INMUEBLES	00.00	00.00	00.00	00.00	00.00	00.00	00.00	00.00	00.00	00.00	00.00
210209	Deficit Gastos Generales	00.00	00.00	00.00	00.00	00.00	00.00	00.00	00.00	00.00	00.00	00.00
2103	TRANSFERENCIAS	322,005,108.00	9,401,177.00	331,406,285.00	91,864,382.00	91,864,382.00	00.00	91,864,382.00	83,624,917.00	8,239,465.00	91,864,382.00	00.00
210301	CORRIENTES AL SECTOR PÚBLICO	20,058,187.00	8,141,553.00	28,199,740.00	17,104,533.00	17,104,533.00	00.00	17,104,533.00	17,104,533.00	00.00	17,104,533.00	00.00
210301001	CONTRALORÍA DEPARTAMENTAL	20,058,187.00	8,141,553.00	28,199,740.00	17,104,533.00	17,104,533.00	00.00	17,104,533.00	17,104,533.00	00.00	17,104,533.00	00.00
210301001	CONTRALORÍA DEPARTAMENTAL / RENTAS CEDIDAS	20,058,187.00	8,141,553.00	28,199,740.00	17,104,533.00	17,104,533.00	00.00	17,104,533.00	17,104,533.00	00.00	17,104,533.00	00.00
210301002	DEVOLUCIONES	00.00	00.00	00.00	00.00	00.00	00.00	00.00	00.00	00.00	00.00	00.00
210302	DE CAPITAL	00.00	00.00	00.00	00.00	00.00	00.00	00.00	00.00	00.00	00.00	00.00
210303	DE PREVISIÓN Y SEGURIDAD SOCIAL	301,946,921.00	1,259,624.00	303,206,545.00	74,759,849.00	74,759,849.00	00.00	74,759,849.00	66,520,384.00	8,239,465.00	74,759,849.00	00.00
21030301	DE PREVISION Y SEGURIDAD SOCIAL	301,946,921.00	1,259,624.00	303,206,545.00	74,759,849.00	74,759,849.00	00.00	74,759,849.00	66,520,384.00	8,239,465.00	74,759,849.00	00.00
21030301001	PENSIONES DE JUBILACIÓN	116,015,857.00	00.00	116,015,857.00	74,155,185.00	74,155,185.00	00.00	74,155,185.00	65,915,720.00	8,239,465.00	74,155,185.00	00.00
21030301001	PENSIONES DE JUBILACIÓN / RENTAS CEDIDAS	116,015,857.00	00.00	116,015,857.00	74,155,185.00	74,155,185.00	00.00	74,155,185.00	65,915,720.00	8,239,465.00	74,155,185.00	00.00
21030301002	CUOTAS PARTES PENSIONALES	1,000,000.00	00.00	1,000,000.00	00.00	00.00	00.00	00.00	00.00	00.00	00.00	00.00
21030301002	CUOTAS PARTES PENSIONALES / RENTAS CEDIDAS	1,000,000.00	00.00	1,000,000.00	00.00	00.00	00.00	00.00	00.00	00.00	00.00	00.00
21030301004	INTERESES DE CESANTIAS	17,931,064.00	134,960.00	18,066,024.00	23,256.00	23,256.00	00.00	23,256.00	23,256.00	00.00	23,256.00	00.00
21030301004	INTERESES DE CESANTIAS / RENTAS CEDIDAS	17,931,064.00	134,960.00	18,066,024.00	23,256.00	23,256.00	00.00	23,256.00	23,256.00	00.00	23,256.00	00.00
21030301005	AUXILIO FUNERARIO	10,000,000.00	00.00	10,000,000.00	00.00	00.00	00.00	00.00	00.00	00.00	00.00	00.00
21030301005	AUXILIO FUNERARIO / RENTAS CEDIDAS	10,000,000.00	00.00	10,000,000.00	00.00	00.00	00.00	00.00	00.00	00.00	00.00	00.00
21030301006	FONDOS ADMINISTRADORES DE	150,000,000.00	1,124,664.00	151,124,664.00	581,408.00	581,408.00	00.00	581,408.00	581,408.00	00.00	581,408.00	00.00
21030301006	FONDOS ADMINISTRADORES DE CESANTIAS PRIVADOS / RENTAS CEDIDAS	150,000,000.00	(150,000,000.00)	00.00	00.00	00.00	00.00	00.00	00.00	00.00	00.00	00.00
21030301006	FONDOS ADMINISTRADORES DE CESANTIAS PRIVADOS / RECURSOS PROPIOS	00.00	151,124,664.00	151,124,664.00	581,408.00	581,408.00	00.00	581,408.00	581,408.00	00.00	581,408.00	00.00
21030301007	FONDOS ADMINISTRADORES	7,000,000.00	00.00	7,000,000.00	00.00	00.00	00.00	00.00	00.00	00.00	00.00	00.00
21030301007	FONDOS ADMINISTRADORES DECESANTIAS PUBLICOS / RENTAS CEDIDAS	7,000,000.00	(7,000,000.00)	00.00	00.00	00.00	00.00	00.00	00.00	00.00	00.00	00.00
21030301007	FONDOS ADMINISTRADORES DECESANTIAS PUBLICOS / RECURSOS PROPIOS	00.00	7,000,000.00	7,000,000.00	00.00	00.00	00.00	00.00	00.00	00.00	00.00	00.00
210304	OTRAS TRANSFERENCIAS	00.00	00.00	00.00	00.00	00.00	00.00	00.00	00.00	00.00	00.00	00.00



## EJECUCION PRESUPUESTAL DE GASTOS

### CORRESPONDIENTE AL MES DE AGOSTO DE 2018

RUBRO	DESCRIPCION	APROPIACION INICIAL	MODIFICACIONES	APROPIACION VIGENTE	DISPONIBILIDADES	COMPROMISOS	DISPONIBILIDADES ABIERTAS	OBLIGACIONES	PAGOS ANTERIORES	PAGOS DEL MES	PAGOS ACUMULADOS	OBLIGACIONES POR PAGAR
		1	2	3	4	5	6= (4-5)	7	8	9	10 = (8+9)	11=(7-10)
21030401	SENTENCIAS Y CONCILIACIONES	00.00	00.00	00.00	00.00	00.00	00.00	00.00	00.00	00.00	00.00	00.00
22	SERVICIO A LA DEUDA	00.00	00.00	00.00	00.00	00.00	00.00	00.00	00.00	00.00	00.00	00.00
2201	OBLIGACIONES CONTINGENTES	00.00	00.00	00.00	00.00	00.00	00.00	00.00	00.00	00.00	00.00	00.00
220101	SENTENCIAS Y CONCILIACIONES	00.00	00.00	00.00	00.00	00.00	00.00	00.00	00.00	00.00	00.00	00.00
23	GASTOS DE INVERSIÓN	8,754,186,294.00	6,371,780,877.00	15,125,967,171.00	12,534,109,711.00	11,748,310,611.00	785,799,100.00	7,645,115,929.00	7,082,103,164.00	563,012,765.00	7,645,115,929.00	00.00
2301	GASTOS DE PERSONAL	4,410,024,846.00	221,210,290.00	4,631,235,136.00	2,509,119,991.00	2,509,119,991.00	00.00	2,509,119,991.00	2,217,173,172.00	291,946,819.00	2,509,119,991.00	00.00
230101	SERVICIOS PERSONALES ASOCIADOS A NÓMINA (OPE)	3,509,249,869.00	11,837,983.00	3,521,087,852.00	2,078,505,409.00	2,078,505,409.00	00.00	2,078,505,409.00	1,852,474,290.00	226,031,119.00	2,078,505,409.00	00.00
23010101	SUELDOS DE PERSONAL DE NÓMINA	2,654,682,765.00	3,948,614.00	2,658,631,379.00	1,776,158,938.00	1,776,158,938.00	00.00	1,776,158,938.00	1,572,691,080.00	203,467,858.00	1,776,158,938.00	00.00
23010101001	SUELDOS	2,654,682,765.00	3,948,614.00	2,658,631,379.00	1,776,158,938.00	1,776,158,938.00	00.00	1,776,158,938.00	1,572,691,080.00	203,467,858.00	1,776,158,938.00	00.00
23010101001	SUELDOS / RENTAS CEDIDAS	69,125,128.00	(69,125,128.00)	00.00	00.00	00.00	00.00	00.00	00.00	00.00	00.00	00.00
23010101001	SUELDOS / MINPROTECCION ETV	569,392,718.00	47,342,476.00	616,735,194.00	410,394,603.00	410,394,603.00	00.00	410,394,603.00	364,935,787.00	45,458,816.00	410,394,603.00	00.00
23010101001	SUELDOS / S.G.P. CSF	2,016,164,919.00	25,731,266.00	2,041,896,185.00	1,365,764,335.00	1,365,764,335.00	00.00	1,365,764,335.00	1,207,755,293.00	158,009,042.00	1,365,764,335.00	00.00
23010104	PRIMA TECNICA	27,602,771.00	210,910.00	27,813,681.00	18,542,454.00	18,542,454.00	00.00	18,542,454.00	16,224,647.00	2,317,807.00	18,542,454.00	00.00
23010104001	PRIMA TECNICA SALARIAL	27,602,771.00	210,910.00	27,813,681.00	18,542,454.00	18,542,454.00	00.00	18,542,454.00	16,224,647.00	2,317,807.00	18,542,454.00	00.00
23010104001	PRIMA TECNICA SALARIAL / S.G.P. CSF	27,602,771.00	210,910.00	27,813,681.00	18,542,454.00	18,542,454.00	00.00	18,542,454.00	16,224,647.00	2,317,807.00	18,542,454.00	00.00
23010105	OTROS	808,964,333.00	12,678,459.00	821,642,792.00	277,609,893.00	277,609,893.00	00.00	277,609,893.00	258,254,373.00	19,355,520.00	277,609,893.00	00.00
23010105001	BONIFICACIÓN ESPECIAL DE RECREACIÓN	14,748,237.00	276,317.00	15,024,554.00	7,936,403.00	7,936,403.00	00.00	7,936,403.00	7,177,123.00	759,280.00	7,936,403.00	00.00
23010105001	BONIFICACIÓN ESPECIAL DE RECREACIÓN / MINPROTECCION ETV	3,547,321.00	190,732.00	3,738,053.00	2,882,423.00	2,882,423.00	00.00	2,882,423.00	2,675,419.00	207,004.00	2,882,423.00	00.00
23010105001	BONIFICACIÓN ESPECIAL DE RECREACIÓN / S.G.P. CSF	11,200,916.00	85,585.00	11,286,501.00	5,053,980.00	5,053,980.00	00.00	5,053,980.00	4,501,704.00	552,276.00	5,053,980.00	00.00
23010105002	BONIFICACION SERVICIOS	87,552,154.00	668,977.00	88,221,131.00	53,226,458.00	53,226,458.00	00.00	53,226,458.00	47,998,225.00	5,228,233.00	53,226,458.00	00.00
23010105002	BONIFICACION SERVICIOS PRESTADOS / MINPROTECCION ETV	24,961,956.00	190,732.00	25,152,688.00	16,193,119.00	16,193,119.00	00.00	16,193,119.00	14,640,597.00	1,552,522.00	16,193,119.00	00.00
23010105002	BONIFICACION SERVICIOS PRESTADOS / S.G.P. CSF	62,590,198.00	478,245.00	63,068,443.00	37,033,339.00	37,033,339.00	00.00	37,033,339.00	33,357,628.00	3,675,711.00	37,033,339.00	00.00
23010105003	SUBSIDIO ALIMENTACION	31,097,420.00	237,613.00	31,335,033.00	17,074,437.00	17,074,437.00	00.00	17,074,437.00	14,781,957.00	2,292,480.00	17,074,437.00	00.00
23010105003	SUBSIDIO ALIMENTACION / MINPROTECCION ETV	18,868,012.00	144,169.00	19,012,181.00	11,496,676.00	11,496,676.00	00.00	11,496,676.00	10,245,137.00	1,251,539.00	11,496,676.00	00.00
23010105003	SUBSIDIO ALIMENTACION / S.G.P. CSF	12,229,408.00	93,444.00	12,322,852.00	5,577,761.00	5,577,761.00	00.00	5,577,761.00	4,536,820.00	1,040,941.00	5,577,761.00	00.00
23010105004	AUXILIO DE TRANSPORTE	45,091,944.00	446,196.00	45,538,140.00	25,040,185.00	25,040,185.00	00.00	25,040,185.00	21,679,341.00	3,360,844.00	25,040,185.00	00.00
23010105004	AUXILIO DE TRANSPORTE / MINPROTECCION ETV	27,334,238.00	208,858.00	27,543,096.00	16,863,023.00	16,863,023.00	00.00	16,863,023.00	15,028,230.00	1,834,793.00	16,863,023.00	00.00
23010105004	AUXILIO DE TRANSPORTE / S.G.P. CSF	17,757,706.00	237,338.00	17,995,044.00	8,177,162.00	8,177,162.00	00.00	8,177,162.00	6,651,111.00	1,526,051.00	8,177,162.00	00.00
23010105005	PRIMA DE SERVICIO	118,584,461.00	910,329.00	119,494,790.00	110,201,126.00	110,201,126.00	00.00	110,201,126.00	110,201,126.00	00.00	110,201,126.00	00.00
23010105005	PRIMA DE SERVICIO / MINPROTECCION ETV	29,570,086.00	225,945.00	29,796,031.00	27,900,807.00	27,900,807.00	00.00	27,900,807.00	27,900,807.00	00.00	27,900,807.00	00.00
23010105005	PRIMA DE SERVICIO / S.G.P. CSF	89,014,375.00	684,384.00	89,698,759.00	82,300,319.00	82,300,319.00	00.00	82,300,319.00	82,300,319.00	00.00	82,300,319.00	00.00
23010105006	PRIMA DE VACACIONES	125,858,574.00	966,267.00	126,824,841.00	64,131,284.00	64,131,284.00	00.00	64,131,284.00	56,416,601.00	7,714,683.00	64,131,284.00	00.00
23010105006	PRIMA DE VACACIONES / MINPROTECCION ETV	32,034,259.00	244,770.00	32,279,029.00	19,622,168.00	19,622,168.00	00.00	19,622,168.00	17,715,986.00	1,906,182.00	19,622,168.00	00.00
23010105006	PRIMA DE VACACIONES / S.G.P. CSF	93,824,315.00	721,497.00	94,545,812.00	44,509,116.00	44,509,116.00	00.00	44,509,116.00	38,700,615.00	5,808,501.00	44,509,116.00	00.00
23010105007	PRIMA DE NAVIDAD	267,447,082.00	8,262,431.00	275,709,513.00	00.00	00.00	00.00	00.00	00.00	00.00	00.00	00.00



EJECUCION PRESUPUESTAL DE GASTOS  
CORRESPONDIENTE AL MES DE AGOSTO DE 2018

RUBRO	DESCRIPCION	APROPIACION INICIAL	MODIFICACIONES	APROPIACION VIGENTE	DISPONIBILIDADES	COMPROMISOS	DISPONIBILIDADES ABIERTAS	OBLIGACIONES	PAGOS ANTERIORES	PAGOS DEL MES	PAGOS ACUMULADOS	OBLIGACIONES POR PAGAR
		1	2	3	4	5	6= (4-5)	7	8	9	10 = (8+9)	11=(7-10)
23010105007	PRIMA DE NAVIDAD / RENTAS CEDIDAS	66,763,903.00	00.00	66,763,903.00	00.00	00.00	00.00	00.00	00.00	00.00	00.00	00.00
23010105007	PRIMA DE NAVIDAD / MINPROTECCION ETV	00.00	6,719,501.00	6,719,501.00	00.00	00.00	00.00	00.00	00.00	00.00	00.00	00.00
23010105007	PRIMA DE NAVIDAD / S.G.P. CSF	200,683,179.00	1,542,930.00	202,226,109.00	00.00	00.00	00.00	00.00	00.00	00.00	00.00	00.00
23010105008	PRIMAS EXTRA	118,584,461.00	910,329.00	119,494,790.00	00.00	00.00	00.00	00.00	00.00	00.00	00.00	00.00
23010105008	PRIMAS EXTRA / MINPROTECCION ETV	29,570,086.00	225,945.00	29,796,031.00	00.00	00.00	00.00	00.00	00.00	00.00	00.00	00.00
23010105008	PRIMAS EXTRA / S.G.P. CSF	89,014,375.00	684,384.00	89,698,759.00	00.00	00.00	00.00	00.00	00.00	00.00	00.00	00.00
23010105009	PRIMA DE ANTIGÜEDAD	00.00	00.00	00.00	00.00	00.00	00.00	00.00	00.00	00.00	00.00	00.00
23010109	HORAS EXTRAS DIAS FESTIVOS E INDEMNIZACIONES	18,000,000.00	(5,000,000.00)	13,000,000.00	6,194,124.00	6,194,124.00	00.00	6,194,124.00	5,304,190.00	889,934.00	6,194,124.00	00.00
23010109001	RECARGOS NOCTURNOS Y FESTIVOS	18,000,000.00	(5,000,000.00)	13,000,000.00	6,194,124.00	6,194,124.00	00.00	6,194,124.00	5,304,190.00	889,934.00	6,194,124.00	00.00
23010109001	RECARGOS NOCTURNOS Y FESTIVOS / MINPROTECCION ETV	18,000,000.00	(5,000,000.00)	13,000,000.00	6,194,124.00	6,194,124.00	00.00	6,194,124.00	5,304,190.00	889,934.00	6,194,124.00	00.00
23010109002	INDEMNIZACIÓN POR	00.00	00.00	00.00	00.00	00.00	00.00	00.00	00.00	00.00	00.00	00.00
230102	SERVICIOS PERSONALES INDIRECTOS	00.00	00.00	00.00	00.00	00.00	00.00	00.00	00.00	00.00	00.00	00.00
23010201	GASTOS DE PERSONAL SUPERNUMERARIO	00.00	00.00	00.00	00.00	00.00	00.00	00.00	00.00	00.00	00.00	00.00
23010202	HONORARIOS	00.00	00.00	00.00	00.00	00.00	00.00	00.00	00.00	00.00	00.00	00.00
23010203	REMUNERACION POR SERVICIOS TECNICOS	00.00	00.00	00.00	00.00	00.00	00.00	00.00	00.00	00.00	00.00	00.00
230105	CONTRIBUCIONES INHERENTES A LA NOMINA SECTOR PRIVADO Y PÚBLICO	900,774,977.00	209,372,307.00	1,110,147,284.00	430,614,582.00	430,614,582.00	00.00	430,614,582.00	364,698,882.00	65,915,700.00	430,614,582.00	00.00
23010501	ADMINISTRADAS POR EL SECTOR PRIVADO	483,456,289.00	208,105,621.00	691,561,910.00	190,395,382.00	190,395,382.00	00.00	190,395,382.00	156,822,482.00	33,572,900.00	190,395,382.00	00.00
23010501001	CAJAS DE COMPENSACIÓN PRIVADAS	122,574,950.00	1,011,541.00	123,586,491.00	77,267,800.00	77,267,800.00	00.00	77,267,800.00	68,472,000.00	8,795,800.00	77,267,800.00	00.00
23010501001	CAJAS DE COMPENSACIÓN PRIVADAS / MINPROTECCION ETV	30,000,000.00	299,782.00	30,299,782.00	19,491,100.00	19,491,100.00	00.00	19,491,100.00	17,452,800.00	2,038,300.00	19,491,100.00	00.00
23010501001	CAJAS DE COMPENSACIÓN PRIVADAS / S.G.P. CSF	92,574,950.00	711,759.00	93,286,709.00	57,776,700.00	57,776,700.00	00.00	57,776,700.00	51,019,200.00	6,757,500.00	57,776,700.00	00.00
23010501002	FONDOS ADMINISTRADORES DE	243,400,000.00	1,853,076.00	245,253,076.00	412,682.00	412,682.00	00.00	412,682.00	412,682.00	00.00	412,682.00	00.00
23010501002	FONDOS ADMINISTRADORES DE CESANTIAS PRIVADOS / MINPROTECCION ETV	80,400,000.00	602,298.00	81,002,298.00	412,682.00	412,682.00	00.00	412,682.00	412,682.00	00.00	412,682.00	00.00
23010501002	FONDOS ADMINISTRADORES DE CESANTIAS PRIVADOS / S.G.P. CSF	163,000,000.00	1,250,778.00	164,250,778.00	00.00	00.00	00.00	00.00	00.00	00.00	00.00	00.00
23010501003	FONDOS ADMINISTRADORES DE	26,000,000.00	63,539,681.00	89,539,681.00	26,612,000.00	26,612,000.00	00.00	26,612,000.00	20,009,100.00	6,602,900.00	26,612,000.00	00.00
23010501003	FONDOS ADMINISTRADORES DE PENSIONES PRIVADOS / MINPROTECCION ETV	26,000,000.00	608,349.00	26,608,349.00	11,051,300.00	11,051,300.00	00.00	11,051,300.00	9,749,900.00	1,301,400.00	11,051,300.00	00.00
23010501003	FONDOS ADMINISTRADORES DE PENSIONES PRIVADOS / S.G.P. CSF	00.00	62,931,332.00	62,931,332.00	15,560,700.00	15,560,700.00	00.00	15,560,700.00	10,259,200.00	5,301,500.00	15,560,700.00	00.00
23010501004	EMPRESAS PRIVADAS	54,000,000.00	141,298,941.00	195,298,941.00	64,654,700.00	64,654,700.00	00.00	64,654,700.00	49,312,500.00	15,342,200.00	64,654,700.00	00.00
23010501004	EMPRESAS PRIVADAS PROMOTORAS DE SALUD / MINPROTECCION ETV	54,000,000.00	430,914.00	54,430,914.00	29,973,300.00	29,973,300.00	00.00	29,973,300.00	26,204,900.00	3,768,400.00	29,973,300.00	00.00
23010501004	EMPRESAS PRIVADAS PROMOTORAS DE SALUD / S.G.P. CSF	00.00	140,868,027.00	140,868,027.00	34,681,400.00	34,681,400.00	00.00	34,681,400.00	23,107,600.00	11,573,800.00	34,681,400.00	00.00



### EJECUCION PRESUPUESTAL DE GASTOS

٨٢



## EJECUCION PRESUPUESTAL DE GASTOS

RUBRO	DESCRIPCION	APROPIACION INICIAL	MODIFICACIONES	APROPIACION VIGENTE	DISPONIBILIDADES	COMPROMISOS	DISPONIBILIDADES ABIERTAS	OBLIGACIONES	PAGOS ANTERIORES	PAGOS DEL MES	PAGOS ACUMULADOS	OBLIGACIONES POR PAGAR
		1	2	3	4	5	6= (4-5)	7	8	9	10 = (8+9)	11=(7-10)
230204004	MATERIALES Y SUMINISTROS	00.00	00.00	00.00	00.00	00.00	00.00	00.00	00.00	00.00	00.00	00.00
230204005	MANTENIMIENTO	00.00	60,000,000.00	60,000,000.00	00.00	00.00	00.00	00.00	00.00	00.00	00.00	00.00
230204005	MANTENIMIENTO / RENTAS CEDIDAS	00.00	60,000,000.00	60,000,000.00	00.00	00.00	00.00	00.00	00.00	00.00	00.00	00.00
230204006	COMUNICACIÓN Y TRANSPORTE	00.00	00.00	00.00	00.00	00.00	00.00	00.00	00.00	00.00	00.00	00.00
230204007	IMPRESOS Y PUBLICACIONES	00.00	00.00	00.00	00.00	00.00	00.00	00.00	00.00	00.00	00.00	00.00
230204008	SERVICIOS PÚBLICOS	00.00	00.00	00.00	00.00	00.00	00.00	00.00	00.00	00.00	00.00	00.00
230204010	ARRENDAMIENTOS	00.00	00.00	00.00	00.00	00.00	00.00	00.00	00.00	00.00	00.00	00.00
230204011	VIÁTICOS Y GASTOS DE VIAJE	263,459,235.00	171,654,099.00	435,113,334.00	380,485,875.00	329,438,775.00	51,047,100.00	329,438,775.00	278,099,403.00	51,339,372.00	329,438,775.00	00.00
230204011	VIÁTICOS Y GASTOS DE VIAJE / RENTAS CEDIDAS	183,459,235.00	170,638,986.00	354,098,221.00	299,470,762.00	248,423,662.00	51,047,100.00	248,423,662.00	197,084,290.00	51,339,372.00	248,423,662.00	00.00
230204011	VIÁTICOS Y GASTOS DE VIAJE / MINPROTECCION ETV	80,000,000.00	1,015,113.00	81,015,113.00	81,015,113.00	81,015,113.00	00.00	81,015,113.00	81,015,113.00	00.00	81,015,113.00	00.00
230204014	COMISIONES BANCARIAS	00.00	00.00	00.00	00.00	00.00	00.00	00.00	00.00	00.00	00.00	00.00
2303	TRANSFERENCIAS	29,139,046.00	222,370.00	29,361,416.00	11,005.00	11,005.00	00.00	11,005.00	11,005.00	00.00	11,005.00	00.00
230303	DE PREVISION Y SEGURIDAD SOCIAL	29,139,046.00	222,370.00	29,361,416.00	11,005.00	11,005.00	00.00	11,005.00	11,005.00	00.00	11,005.00	00.00
230303001	INTERESES DE CESANTIAS	29,139,046.00	222,370.00	29,361,416.00	11,005.00	11,005.00	00.00	11,005.00	11,005.00	00.00	11,005.00	00.00
230303001	INTERESES DE CESANTIAS / MINPROTECCION ETV	9,639,086.00	72,276.00	9,711,362.00	11,005.00	11,005.00	00.00	11,005.00	11,005.00	00.00	11,005.00	00.00
230303001	INTERESES DE CESANTIAS / S.G.P. CSF	19,499,960.00	150,094.00	19,650,054.00	00.00	00.00	00.00	00.00	00.00	00.00	00.00	00.00
2310	OTROS GASTOS DE INVERSION	4,051,563,167.00	5,918,694,118.00	9,970,257,285.00	9,644,492,840.00	8,909,740,840.00	734,752,000.00	4,806,546,158.00	4,586,819,584.00	219,726,574.00	4,806,546,158.00	00.00
2310004	OTROS PROGRAMAS	00.00	00.00	00.00	00.00	00.00	00.00	00.00	00.00	00.00	00.00	00.00
231000401	MAPAS DE RIESGO	00.00	00.00	00.00	00.00	00.00	00.00	00.00	00.00	00.00	00.00	00.00
23100040101	MAPAS DE RIESGO TALENTO HUMANO	00.00	00.00	00.00	00.00	00.00	00.00	00.00	00.00	00.00	00.00	00.00
23100040102	MAPAS DE RIESGO MATERIALES Y SUMINISTRO	00.00	00.00	00.00	00.00	00.00	00.00	00.00	00.00	00.00	00.00	00.00
23100040103	MAPAS DE RIESGO COMPRA DE EQUIPO	00.00	00.00	00.00	00.00	00.00	00.00	00.00	00.00	00.00	00.00	00.00
231001	SUBCUENTA UES	4,051,563,167.00	5,918,694,118.00	9,970,257,285.00	9,644,492,840.00	8,909,740,840.00	734,752,000.00	4,806,546,158.00	4,586,819,584.00	219,726,574.00	4,806,546,158.00	00.00
23100101	CONTRATACION DE INSUMOS Y PRESTACION DE SERVICIOS	3,818,327,069.00	5,923,930,216.00	9,742,257,285.00	9,416,492,840.00	8,681,740,840.00	734,752,000.00	4,705,131,840.00	4,498,831,840.00	206,300,000.00	4,705,131,840.00	00.00
23100101001	MERCADEO Y ATENCIÓN AL USUARIO	00.00	00.00	00.00	00.00	00.00	00.00	00.00	00.00	00.00	00.00	00.00
2310010100101	MERCADEO Y ATENCIÓN AL USUARIO TALENTO HUMANO	00.00	00.00	00.00	00.00	00.00	00.00	00.00	00.00	00.00	00.00	00.00
23100101002	AGUA PARA CONSUMO HUMANO	715,949,324.00	363,184,898.00	1,079,134,222.00	1,017,857,000.00	789,772,000.00	228,085,000.00	495,339,000.00	443,787,000.00	51,552,000.00	495,339,000.00	00.00
2310010100201	AGUA PARA CONSUMO HUMANO - TALENTO HUMANO	591,038,400.00	434,968,678.00	1,026,007,078.00	994,857,000.00	789,772,000.00	205,085,000.00	495,339,000.00	443,787,000.00	51,552,000.00	495,339,000.00	00.00
2310010100201	AGUA PARA CONSUMO HUMANO - TALENTO HUMANO / RENTAS CEDIDAS	00.00	446,295,000.00	446,295,000.00	415,145,000.00	210,060,000.00	205,085,000.00	00.00	00.00	00.00	00.00	00.00
2310010100201	AGUA PARA CONSUMO HUMANO - TALENTO HUMANO / S.G.P. CSF	591,038,400.00	(11,326,322.00)	579,712,078.00	579,712,000.00	579,712,000.00	00.00	495,339,000.00	443,787,000.00	51,552,000.00	495,339,000.00	00.00
2310010100202	MATERIALES Y SUMINISTROS	54,002,438.00	(31,002,438.00)	23,000,000.00	23,000,000.00	00.00	23,000,000.00	00.00	00.00	00.00	00.00	00.00
2310010100202	MATERIALES Y SUMINISTROS / RENTAS CEDIDAS	54,002,438.00	(31,002,438.00)	23,000,000.00	23,000,000.00	00.00	23,000,000.00	00.00	00.00	00.00	00.00	00.00
2310010100203	AGUA PARA CONS HUMANO -	70,908,486.00	(40,781,342.00)	30,127,144.00	00.00	00.00	00.00	00.00	00.00	00.00	00.00	00.00
2310010100203	AGUA PARA CONS HUMANO - COMPRA DE EQUIPO / RENTAS CEDIDAS	70,908,486.00	(40,781,342.00)	30,127,144.00	00.00	00.00	00.00	00.00	00.00	00.00	00.00	00.00



**EJECUCION PRESUPUESTAL DE GASTOS  
CORRESPONDIENTE AL MES DE AGOSTO DE 2018**

RUBRO	DESCRIPCION	APROPIACION INICIAL	MODIFICACIONES	APROPIACION VIGENTE	DISPONIBILIDADES	COMPROMISOS	DISPONIBILIDADES ABIERTAS	OBLIGACIONES	PAGOS ANTERIORES	PAGOS DEL MES	PAGOS ACUMULADOS	OBLIGACIONES POR PAGAR
		1	2	3	4	5	6= (4-5)	7	8	9	10 = (8+9)	11=(7-10)
23100101003	SERVICIOS DE LABORATORIO	00.00	00.00	00.00	00.00	00.00	00.00	00.00	00.00	00.00	00.00	00.00
2310010100301	SERVICIOS DE LABORATORIO AMBIENTAL TALENTO HUMANO	00.00	00.00	00.00	00.00	00.00	00.00	00.00	00.00	00.00	00.00	00.00
2310010100302	MATERIALES Y SUMINISTROS	00.00	00.00	00.00	00.00	00.00	00.00	00.00	00.00	00.00	00.00	00.00
2310010100303	COMPRA DE EQUIPOS	00.00	00.00	00.00	00.00	00.00	00.00	00.00	00.00	00.00	00.00	00.00
2310010100304	MANTENIMIENTO DE EQUIPOS	00.00	00.00	00.00	00.00	00.00	00.00	00.00	00.00	00.00	00.00	00.00
23100101004	ALIMENTOS Y BEBIDAS	210,326,320.00	351,039,980.00	561,366,300.00	548,380,000.00	533,980,000.00	14,400,000.00	277,210,000.00	271,685,000.00	5,525,000.00	277,210,000.00	00.00
2310010100401	ALIMENTOS Y BEBIDAS - TALENTO HUMANO	192,133,600.00	357,232,700.00	549,366,300.00	548,380,000.00	533,980,000.00	14,400,000.00	277,210,000.00	271,685,000.00	5,525,000.00	277,210,000.00	00.00
2310010100401	ALIMENTOS Y BEBIDAS - TALENTO HUMANO / RENTAS CEDIDAS	00.00	14,400,000.00	14,400,000.00	14,400,000.00	00.00	14,400,000.00	00.00	00.00	00.00	00.00	00.00
2310010100401	ALIMENTOS Y BEBIDAS - TALENTO HUMANO / S.G.P. CSF	192,133,600.00	342,832,700.00	534,966,300.00	533,980,000.00	533,980,000.00	00.00	277,210,000.00	271,685,000.00	5,525,000.00	277,210,000.00	00.00
2310010100402	MATERIALES Y SUMINISTROS	18,192,720.00	(6,192,720.00)	12,000,000.00	00.00	00.00	00.00	00.00	00.00	00.00	00.00	00.00
2310010100402	MATERIALES Y SUMINISTROS / RENTAS CEDIDAS	18,192,720.00	(6,192,720.00)	12,000,000.00	00.00	00.00	00.00	00.00	00.00	00.00	00.00	00.00
2310010100403	COMPRA DE EQUIPOS	00.00	00.00	00.00	00.00	00.00	00.00	00.00	00.00	00.00	00.00	00.00
23100101005	MEDICAMENTOS Y DISPOSITIVOS MEDICOS	138,358,800.00	247,240,700.00	385,599,500.00	385,599,500.00	377,999,500.00	7,600,000.00	207,774,500.00	200,774,500.00	7,000,000.00	207,774,500.00	00.00
2310010100501	IVC DE LOS MED E INSUMOS MEDICOS TALENTO HUMANO	138,358,800.00	247,240,700.00	385,599,500.00	385,599,500.00	377,999,500.00	7,600,000.00	207,774,500.00	200,774,500.00	7,000,000.00	207,774,500.00	00.00
2310010100501	IVC DE LOS MED E INSUMOS MEDICOS TALENTO HUMANO / S.G.P. CSF	138,358,800.00	247,240,700.00	385,599,500.00	385,599,500.00	377,999,500.00	7,600,000.00	207,774,500.00	200,774,500.00	7,000,000.00	207,774,500.00	00.00
2310010100502	MATERIALES Y SUMINISTROS	00.00	00.00	00.00	00.00	00.00	00.00	00.00	00.00	00.00	00.00	00.00
23100101006	IVC EN SALUD OCUPACIONAL	00.00	00.00	00.00	00.00	00.00	00.00	00.00	00.00	00.00	00.00	00.00
2310010100601	IVC EN SALUD OCUPACIONAL TALENTO HUMANO	00.00	00.00	00.00	00.00	00.00	00.00	00.00	00.00	00.00	00.00	00.00
2310010100602	MATERIALES Y SUMINISTROS	00.00	00.00	00.00	00.00	00.00	00.00	00.00	00.00	00.00	00.00	00.00
23100101007	ENFERMEDADES TRANSMITIDAS POR VECTORES	988,967,800.00	803,221,769.00	1,792,189,569.00	1,792,188,880.00	1,774,853,880.00	17,335,000.00	1,280,790,880.00	1,262,322,880.00	18,468,000.00	1,280,790,880.00	00.00
2310010100701	ENFERMEDADES TRANSMITIDAS POR VECTORES - TALENTO HUMANO	988,967,800.00	803,221,769.00	1,792,189,569.00	1,792,188,880.00	1,774,853,880.00	17,335,000.00	1,280,790,880.00	1,262,322,880.00	18,468,000.00	1,280,790,880.00	00.00
2310010100701	ENFERMEDADES TRANSMITIDAS POR VECTORES - TALENTO HUMANO / RENTAS CEDIDAS	00.00	413,218,000.00	413,218,000.00	413,218,000.00	395,883,000.00	17,335,000.00	00.00	00.00	00.00	00.00	00.00
2310010100701	ENFERMEDADES TRANSMITIDAS POR VECTORES - TALENTO HUMANO / S.G.P. CSF	988,967,800.00	390,003,769.00	1,378,971,569.00	1,378,970,880.00	1,378,970,880.00	00.00	1,280,790,880.00	1,262,322,880.00	18,468,000.00	1,280,790,880.00	00.00
23100101008	ZOONOSIS	556,772,250.00	2,080,402,083.00	2,637,174,333.00	2,562,542,000.00	2,382,425,000.00	180,117,000.00	693,604,000.00	683,349,000.00	10,255,000.00	693,604,000.00	00.00
2310010100801	ZOONOSIS - TALENTO HUMANO	486,588,800.00	2,091,091,533.00	2,577,680,333.00	2,562,542,000.00	2,382,425,000.00	180,117,000.00	693,604,000.00	683,349,000.00	10,255,000.00	693,604,000.00	00.00
2310010100801	ZOONOSIS - TALENTO HUMANO / RENTAS CEDIDAS	00.00	1,858,077,000.00	1,858,077,000.00	1,842,939,000.00	1,662,822,000.00	180,117,000.00	00.00	00.00	00.00	00.00	00.00
2310010100801	ZOONOSIS - TALENTO HUMANO / S.G.P. CSF	486,588,800.00	233,014,533.00	719,603,333.00	719,603,000.00	719,603,000.00	00.00	693,604,000.00	683,349,000.00	10,255,000.00	693,604,000.00	00.00
2310010100802	MATERIALES Y SUMINISTROS	65,689,450.00	(10,689,450.00)	55,000,000.00	00.00	00.00	00.00	00.00	00.00	00.00	00.00	00.00
2310010100802	MATERIALES Y SUMINISTROS / RENTAS CEDIDAS	65,689,450.00	(10,689,450.00)	55,000,000.00	00.00	00.00	00.00	00.00	00.00	00.00	00.00	00.00
2310010100803	COMPRA DE EQUIPO	4,494,000.00	00.00	4,494,000.00	00.00	00.00	00.00	00.00	00.00	00.00	00.00	00.00
2310010100803	COMPRA DE EQUIPO / RENTAS CEDIDAS	4,494,000.00	00.00	4,494,000.00	00.00	00.00	00.00	00.00	00.00	00.00	00.00	00.00
23100101009	INSPECCION Y VIGILANCIA EN	00.00	00.00	00.00	00.00	00.00	00.00	00.00	00.00	00.00	00.00	00.00

NA



## EJECUCION PRESUPUESTAL DE GASTOS

CORRESPONDIENTE AL MES DE AGOSTO DE 2018

RUBRO	DESCRIPCION	APROPIACION INICIAL	MODIFICACIONES	APROPIACION VIGENTE	DISPONIBILIDADES	COMPROMISOS	DISPONIBILIDADES ABIERTAS	OBLIGACIONES	PAGOS ANTERIORES	PAGOS DEL MES	PAGOS ACUMULADOS	OBLIGACIONES POR PAGAR
		1	2	3	4	5	6=(4-5)	7	8	9	10 =(8+9)	11=(7-10)
2310010100901	INSPECCION Y VIGILANCIA EN SALUD AMBIENTAL TALENTO HUMANO	00.00	00.00	00.00	00.00	00.00	00.00	00.00	00.00	00.00	00.00	00.00
23100101010	APOYO AL ÁREA MISIONAL	00.00	00.00	00.00	00.00	00.00	00.00	00.00	00.00	00.00	00.00	00.00
2310010101001	APOYO AL AREA MISIONAL TALENTO HUMANO	00.00	00.00	00.00	00.00	00.00	00.00	00.00	00.00	00.00	00.00	00.00
2310010101002	MATERIALES Y SUMINISTROS	00.00	00.00	00.00	00.00	00.00	00.00	00.00	00.00	00.00	00.00	00.00
2310010101003	COMPRA DE EQUIPO	00.00	00.00	00.00	00.00	00.00	00.00	00.00	00.00	00.00	00.00	00.00
2310010101004	MANTENIMIENTO	00.00	00.00	00.00	00.00	00.00	00.00	00.00	00.00	00.00	00.00	00.00
2310010101005	IMPRESOS Y PUBLICACIONES	00.00	00.00	00.00	00.00	00.00	00.00	00.00	00.00	00.00	00.00	00.00
2310010101006	OTROS SERVICIOS	00.00	00.00	00.00	00.00	00.00	00.00	00.00	00.00	00.00	00.00	00.00
23100101011	FORTALECIMIENTO INSTITUCIONAL	665,543,577.00	1,134,930,236.00	1,800,473,813.00	1,660,269,460.00	1,380,029,460.00	280,240,000.00	949,709,460.00	869,869,460.00	79,840,000.00	949,709,460.00	00.00
2310010101101	Fortalecimiento Institucional - Talento Humano	665,543,577.00	1,014,930,236.00	1,680,473,813.00	1,660,269,460.00	1,380,029,460.00	280,240,000.00	949,709,460.00	869,869,460.00	79,840,000.00	949,709,460.00	00.00
2310010101101	Fortalecimiento Institucional - Talento Humano / RENTAS CEDIDAS	238,839,867.00	693,246,098.00	932,085,965.00	911,970,000.00	631,730,000.00	280,240,000.00	278,720,000.00	259,932,500.00	18,787,500.00	278,720,000.00	00.00
2310010101101	Fortalecimiento Institucional - Talento Humano / S.G.P. CSF	426,703,710.00	321,684,138.00	748,387,848.00	748,299,460.00	748,299,460.00	00.00	670,989,460.00	609,936,960.00	61,052,500.00	670,989,460.00	00.00
2310010101102	Fortalecimiento Institucional -	00.00	20,000,000.00	20,000,000.00	00.00	00.00	00.00	00.00	00.00	00.00	00.00	00.00
2310010101102	Fortalecimiento Institucional - Materiales y Suministros / RENTAS CEDIDAS	00.00	20,000,000.00	20,000,000.00	00.00	00.00	00.00	00.00	00.00	00.00	00.00	00.00
2310010101103	Fortalecimiento Institucional -	00.00	50,000,000.00	50,000,000.00	00.00	00.00	00.00	00.00	00.00	00.00	00.00	00.00
2310010101103	Fortalecimiento Institucional - Impresos y Publicaciones / RENTAS CEDIDAS	00.00	50,000,000.00	50,000,000.00	00.00	00.00	00.00	00.00	00.00	00.00	00.00	00.00
2310010101104	Fortalecimiento institucional -	00.00	50,000,000.00	50,000,000.00	00.00	00.00	00.00	00.00	00.00	00.00	00.00	00.00
2310010101104	Fortalecimiento institucional - Compra de Equipo / RENTAS CEDIDAS	00.00	50,000,000.00	50,000,000.00	00.00	00.00	00.00	00.00	00.00	00.00	00.00	00.00
23100101012	PROTECCION Y VIGILANCIA EN	181,460,280.00	328,916,000.00	510,376,280.00	486,371,000.00	486,371,000.00	00.00	273,289,000.00	259,804,000.00	13,485,000.00	273,289,000.00	00.00
2310010101201	Protección y Vigilancia en Salud Ambiental- Talento Humano	157,455,600.00	328,916,000.00	486,371,600.00	486,371,000.00	486,371,000.00	00.00	273,289,000.00	259,804,000.00	13,485,000.00	273,289,000.00	00.00
2310010101201	Protección y Vigilancia en Salud Ambiental- Talento Humano / S.G.P. CSF	157,455,600.00	328,916,000.00	486,371,600.00	486,371,000.00	486,371,000.00	00.00	273,289,000.00	259,804,000.00	13,485,000.00	273,289,000.00	00.00
2310010101202	Materiales y suministros	00.00	00.00	00.00	00.00	00.00	00.00	00.00	00.00	00.00	00.00	00.00
2310010101204	Mantenimiento de equipos	24,004,680.00	00.00	24,004,680.00	00.00	00.00	00.00	00.00	00.00	00.00	00.00	00.00
2310010101204	Mantenimiento de equipos / RENTAS CEDIDAS	24,004,680.00	00.00	24,004,680.00	00.00	00.00	00.00	00.00	00.00	00.00	00.00	00.00
2310010101204	Mantenimiento de equipos / S.G.P. CSF	00.00	00.00	00.00	00.00	00.00	00.00	00.00	00.00	00.00	00.00	00.00
23100101013	SEGURIDAD QUÍMICA Y	360,948,718.00	614,994,550.00	975,943,268.00	963,285,000.00	956,310,000.00	6,975,000.00	527,415,000.00	507,240,000.00	20,175,000.00	527,415,000.00	00.00
2310010101301	SEGURIDAD QUÍMICA Y PROTECCIÓN RADIOLÓGICA - Talento Humano	340,956,400.00	622,328,600.00	963,285,000.00	963,285,000.00	956,310,000.00	6,975,000.00	527,415,000.00	507,240,000.00	20,175,000.00	527,415,000.00	00.00
2310010101301	SEGURIDAD QUÍMICA Y PROTECCIÓN RADIOLÓGICA - Talento Humano / S.G.P. CSF	340,956,400.00	622,328,600.00	963,285,000.00	963,285,000.00	956,310,000.00	6,975,000.00	527,415,000.00	507,240,000.00	20,175,000.00	527,415,000.00	00.00
2310010101302	Materiales y suministros	5,658,268.00	00.00	5,658,268.00	00.00	00.00	00.00	00.00	00.00	00.00	00.00	00.00



## EJECUCION PRESUPUESTAL DE GASTOS CORRESPONDIENTE AL MES DE AGOSTO DE 2018

RUBRO	DESCRIPCION	APROPIACION INICIAL	MODIFICACIONES	APROPIACION VIGENTE	DISPONIBILIDADES	COMPROMISOS	DISPONIBILIDADES ABIERTAS	OBLIGACIONES	PAGOS ANTERIORES	PAGOS DEL MES	PAGOS ACUMULADOS	OBLIGACIONES POR PAGAR
		1	2	3	4	5	6= (4-5)	7	8	9	10 = (8+9)	11=(7-10)
2310010101302	Materiales y suministros / RENTAS CEDIDAS	5,658,268.00	00.00	5,658,268.00	00.00	00.00	00.00	00.00	00.00	00.00	00.00	00.00
2310010101303	Compra de equipos	14,334,050.00	(7,334,050.00)	7,000,000.00	00.00	00.00	00.00	00.00	00.00	00.00	00.00	00.00
2310010101303	Compra de equipos / RENTAS CEDIDAS	14,334,050.00	(7,334,050.00)	7,000,000.00	00.00	00.00	00.00	00.00	00.00	00.00	00.00	00.00
23100102	CONTRATACION DE INSUMOS Y	233,236,098.00	(5,236,098.00)	228,000,000.00	228,000,000.00	228,000,000.00	00.00	101,414,318.00	87,987,744.00	13,426,574.00	101,414,318.00	00.00
23100102	CONTRATACION DE INSUMOS Y PRESTACION DE SERVICIOS / RENTAS CEDIDAS	233,236,098.00	(5,236,098.00)	228,000,000.00	228,000,000.00	228,000,000.00	00.00	101,414,318.00	87,987,744.00	13,426,574.00	101,414,318.00	00.00
3	Reserva de Apropriación	6,491,533.00	00.00	6,491,533.00	6,491,533.00	6,491,533.00	00.00	6,491,533.00	6,491,533.00	00.00	6,491,533.00	00.00
31	GASTOS FUNCIONAMIENTO	00.00	00.00	00.00	00.00	00.00	00.00	00.00	00.00	00.00	00.00	00.00
3102	GASTOS GENERALES	00.00	00.00	00.00	00.00	00.00	00.00	00.00	00.00	00.00	00.00	00.00
310204	ADQUISICIÓN BIENES Y SERVICIOS	00.00	00.00	00.00	00.00	00.00	00.00	00.00	00.00	00.00	00.00	00.00
310204005	MANTENIMIENTO	00.00	00.00	00.00	00.00	00.00	00.00	00.00	00.00	00.00	00.00	00.00
33	GASTOS DE INVERSIÓN	6,491,533.00	00.00	6,491,533.00	6,491,533.00	6,491,533.00	00.00	6,491,533.00	6,491,533.00	00.00	6,491,533.00	00.00
3310	OTROS GASTOS DE INVERSION	6,491,533.00	00.00	6,491,533.00	6,491,533.00	6,491,533.00	00.00	6,491,533.00	6,491,533.00	00.00	6,491,533.00	00.00
331001	SUBCUENTA UES	6,491,533.00	00.00	6,491,533.00	6,491,533.00	6,491,533.00	00.00	6,491,533.00	6,491,533.00	00.00	6,491,533.00	00.00
33100101	CONTRATACION DE INSUMOS Y PRESTACION DE SERVICIOS	6,491,533.00	00.00	6,491,533.00	6,491,533.00	6,491,533.00	00.00	6,491,533.00	6,491,533.00	00.00	6,491,533.00	00.00
33100101008	ZOONOSIS	2,284,533.00	00.00	2,284,533.00	2,284,533.00	2,284,533.00	00.00	2,284,533.00	2,284,533.00	00.00	2,284,533.00	00.00
3310010100801	ZOONOSIS - TALENTO HUMANO	2,284,533.00	00.00	2,284,533.00	2,284,533.00	2,284,533.00	00.00	2,284,533.00	2,284,533.00	00.00	2,284,533.00	00.00
3310010100801	ZOONOSIS - TALENTO HUMANO / S.G.P. CSF	2,284,533.00	00.00	2,284,533.00	2,284,533.00	2,284,533.00	00.00	2,284,533.00	2,284,533.00	00.00	2,284,533.00	00.00
33100101011	FORTEALECIMIENTO	4,207,000.00	00.00	4,207,000.00	4,207,000.00	4,207,000.00	00.00	4,207,000.00	4,207,000.00	00.00	4,207,000.00	00.00
3310010101101	Fortalecimiento Institucional - Talento Humano	4,207,000.00	00.00	4,207,000.00	4,207,000.00	4,207,000.00	00.00	4,207,000.00	4,207,000.00	00.00	4,207,000.00	00.00
3310010101101	FORTEALECIMIENTO INSTITUCIONAL - Talento Humano / S.G.P. CSF	4,207,000.00	00.00	4,207,000.00	4,207,000.00	4,207,000.00	00.00	4,207,000.00	4,207,000.00	00.00	4,207,000.00	00.00
331003	SUBCUENTA	00.00	00.00	00.00	00.00	00.00	00.00	00.00	00.00	00.00	00.00	00.00
4	Reservas de Caja	1,433,379,015.62	00.00	1,433,379,015.62	1,433,379,015.62	1,433,379,015.62	00.00	1,433,379,015.62	1,303,070,635.00	00.00	1,303,070,635.00	130,308,380.62
41	GASTOS FUNCIONAMIENTO	1,144,514,961.61	00.00	1,144,514,961.61	1,144,514,961.62	1,144,514,961.62	00.00	1,144,514,961.62	1,014,206,581.00	00.00	1,014,206,581.00	130,308,380.62
4101	GASTOS DE PERSONAL	20,200,000.00	00.00	20,200,000.00	20,200,000.00	20,200,000.00	00.00	20,200,000.00	20,200,000.00	00.00	20,200,000.00	00.00
410102	SERVICIOS PERSONALES INDIRECTOS	20,200,000.00	00.00	20,200,000.00	20,200,000.00	20,200,000.00	00.00	20,200,000.00	20,200,000.00	00.00	20,200,000.00	00.00
41010202	HONORARIOS	20,200,000.00	00.00	20,200,000.00	20,200,000.00	20,200,000.00	00.00	20,200,000.00	20,200,000.00	00.00	20,200,000.00	00.00
41010202	HONORARIOS / RENTAS CEDIDAS	20,200,000.00	00.00	20,200,000.00	20,200,000.00	20,200,000.00	00.00	20,200,000.00	20,200,000.00	00.00	20,200,000.00	00.00
4102	GASTOS GENERALES	738,732,794.62	00.00	738,732,794.62	738,732,794.62	738,732,794.62	00.00	738,732,794.62	608,424,414.00	00.00	608,424,414.00	130,308,380.62
410204	ADQUISICIÓN BIENES Y SERVICIOS	738,732,794.62	00.00	738,732,794.62	738,732,794.62	738,732,794.62	00.00	738,732,794.62	608,424,414.00	00.00	608,424,414.00	130,308,380.62
410204001	COMPRA DE EQUIPO	196,266,700.00	00.00	196,266,700.00	196,266,700.00	196,266,700.00	00.00	196,266,700.00	196,266,700.00	00.00	196,266,700.00	00.00
410204001001	EQUIPO DE SISTEMAS	183,656,738.00	00.00	183,656,738.00	183,656,738.00	183,656,738.00	00.00	183,656,738.00	183,656,738.00	00.00	183,656,738.00	00.00
410204001001	EQUIPO DE SISTEMAS / RENTAS CEDIDAS	67,748,754.00	00.00	67,748,754.00	67,748,754.00	67,748,754.00	00.00	67,748,754.00	67,748,754.00	00.00	67,748,754.00	00.00
410204001001	EQUIPO DE SISTEMAS / RECURSOS PROPIOS	115,907,984.00	00.00	115,907,984.00	115,907,984.00	115,907,984.00	00.00	115,907,984.00	115,907,984.00	00.00	115,907,984.00	00.00
410204001002	OTRAS COMPRAS DE EQUIPO	12,609,962.00	00.00	12,609,962.00	12,609,962.00	12,609,962.00	00.00	12,609,962.00	12,609,962.00	00.00	12,609,962.00	00.00
410204001002	OTRAS COMPRAS DE EQUIPO / RENTAS CEDIDAS	12,609,962.00	00.00	12,609,962.00	12,609,962.00	12,609,962.00	00.00	12,609,962.00	12,609,962.00	00.00	12,609,962.00	00.00



# EJECUCION PRESUPUESTAL DE GASTOS

## CORRESPONDIENTE AL MES DE AGOSTO DE 2018

RUBRO	DESCRIPCION	APROPIACION INICIAL	MODIFICACIONES	APROPIACION VIGENTE	DISPONIBILIDADES	COMPROMISOS	DISPONIBILIDADES ABIERTAS	OBLIGACIONES	PAGOS ANTERIORES	PAGOS DEL MES	PAGOS ACUMULADOS	OBLIGACIONES POR PAGAR
		1	2	3	4	5	6= (4-5)	7	8	9	10 = (8+9)	11=(7-10)
410204002	ENSERES Y EQUIPO DE OFICINA	17,940,000.00	00.00	17,940,000.00	17,940,000.00	17,940,000.00	00.00	17,940,000.00	17,940,000.00	00.00	17,940,000.00	00.00
410204002002	OTROS ENSERES Y EQUIPO DE OFICINA	17,940,000.00	00.00	17,940,000.00	17,940,000.00	17,940,000.00	00.00	17,940,000.00	17,940,000.00	00.00	17,940,000.00	00.00
410204002002	OTROS ENSERES Y EQUIPO DE OFICINA / RENTAS CEDIDAS	17,940,000.00	00.00	17,940,000.00	17,940,000.00	17,940,000.00	00.00	17,940,000.00	17,940,000.00	00.00	17,940,000.00	00.00
410204005	MANTENIMIENTO	303,220,125.62	00.00	303,220,125.62	303,220,125.62	303,220,125.62	00.00	303,220,125.62	175,337,495.00	00.00	175,337,495.00	127,882,630.62
410204005001	MANTENIMIENTO DE BIENES INMUEBLES	127,882,630.62	00.00	127,882,630.62	127,882,630.62	127,882,630.62	00.00	127,882,630.62	00.00	00.00	00.00	127,882,630.62
410204005001	MANTENIMIENTO DE BIENES INMUEBLES / RENTAS CEDIDAS	127,882,630.62	00.00	127,882,630.62	127,882,630.62	127,882,630.62	00.00	127,882,630.62	00.00	00.00	00.00	127,882,630.62
410204005002	MANTENIMIENTO DE BIENES	27,397,852.00	00.00	27,397,852.00	27,397,852.00	27,397,852.00	00.00	27,397,852.00	27,397,852.00	00.00	27,397,852.00	00.00
410204005002	MANTENIMIENTO DE BIENES MUEBLES EQUIPOS Y ENSERES / RENTAS CEDIDAS	27,397,852.00	00.00	27,397,852.00	27,397,852.00	27,397,852.00	00.00	27,397,852.00	27,397,852.00	00.00	27,397,852.00	00.00
410204005004	SERVICIO DE CAFETERÍA Y	14,149,350.00	00.00	14,149,350.00	14,149,350.00	14,149,350.00	00.00	14,149,350.00	14,149,350.00	00.00	14,149,350.00	00.00
410204005004	SERVICIO DE CAFETERÍA Y RESTAURANTE / RENTAS CEDIDAS	14,149,350.00	00.00	14,149,350.00	14,149,350.00	14,149,350.00	00.00	14,149,350.00	14,149,350.00	00.00	14,149,350.00	00.00
410204005005	SERVICIO DE SEGURIDAD Y	122,576,293.00	00.00	122,576,293.00	122,576,293.00	122,576,293.00	00.00	122,576,293.00	122,576,293.00	00.00	122,576,293.00	00.00
410204005005	SERVICIO DE SEGURIDAD Y VIGILANCIA / RENTAS CEDIDAS	122,576,293.00	00.00	122,576,293.00	122,576,293.00	122,576,293.00	00.00	122,576,293.00	122,576,293.00	00.00	122,576,293.00	00.00
410204005007	MANTENIMIENTO DE SOFTWARE	11,214,000.00	00.00	11,214,000.00	11,214,000.00	11,214,000.00	00.00	11,214,000.00	11,214,000.00	00.00	11,214,000.00	00.00
410204005007	MANTENIMIENTO DE SOFTWARE / RENTAS CEDIDAS	11,214,000.00	00.00	11,214,000.00	11,214,000.00	11,214,000.00	00.00	11,214,000.00	11,214,000.00	00.00	11,214,000.00	00.00
410204006	COMUNICACIÓN Y TRANSPORTE	24,250,000.00	00.00	24,250,000.00	24,250,000.00	24,250,000.00	00.00	24,250,000.00	24,250,000.00	00.00	24,250,000.00	00.00
410204006002	SERVICIO DE TRANSMISIÓN DE INFORMACIÓN	24,250,000.00	00.00	24,250,000.00	24,250,000.00	24,250,000.00	00.00	24,250,000.00	24,250,000.00	00.00	24,250,000.00	00.00
410204006002	SERVICIO DE TRANSMISIÓN DE INFORMACIÓN / RENTAS CEDIDAS	24,250,000.00	00.00	24,250,000.00	24,250,000.00	24,250,000.00	00.00	24,250,000.00	24,250,000.00	00.00	24,250,000.00	00.00
410204009	SEGUROS	9,734,950.00	00.00	9,734,950.00	9,734,950.00	9,734,950.00	00.00	9,734,950.00	7,309,200.00	00.00	7,309,200.00	2,425,750.00
410204009001	SEGURO DE VIDA	9,734,950.00	00.00	9,734,950.00	9,734,950.00	9,734,950.00	00.00	9,734,950.00	7,309,200.00	00.00	7,309,200.00	2,425,750.00
410204009001	SEGURO DE VIDA / RENTAS CEDIDAS	9,734,950.00	00.00	9,734,950.00	9,734,950.00	9,734,950.00	00.00	9,734,950.00	7,309,200.00	00.00	7,309,200.00	2,425,750.00
410204013	CAPACITACIÓN BIENESTAR	187,321,019.00	00.00	187,321,019.00	187,321,019.00	187,321,019.00	00.00	187,321,019.00	187,321,019.00	00.00	187,321,019.00	00.00
410204013001	SERVICIOS DE BIENESTAR SOCIAL	187,321,019.00	00.00	187,321,019.00	187,321,019.00	187,321,019.00	00.00	187,321,019.00	187,321,019.00	00.00	187,321,019.00	00.00
410204013001	SERVICIOS DE BIENESTAR SOCIAL / RENTAS CEDIDAS	187,321,019.00	00.00	187,321,019.00	187,321,019.00	187,321,019.00	00.00	187,321,019.00	187,321,019.00	00.00	187,321,019.00	00.00
4103	TRANSFERENCIAS	385,582,167.00	00.00	385,582,167.00	385,582,167.00	385,582,167.00	00.00	385,582,167.00	385,582,167.00	00.00	385,582,167.00	00.00
410303	DE PREVISIÓN Y SEGURIDAD SOCIAL	333,158,097.00	00.00	333,158,097.00	333,158,097.00	333,158,097.00	00.00	333,158,097.00	333,158,097.00	00.00	333,158,097.00	00.00
41030301	DE PREVISION Y SEGURIDAD SOCIAL	333,158,097.00	00.00	333,158,097.00	333,158,097.00	333,158,097.00	00.00	333,158,097.00	333,158,097.00	00.00	333,158,097.00	00.00
41030301002	CUOTAS PARTES PENSIONALES	178,724,000.00	00.00	178,724,000.00	178,724,000.00	178,724,000.00	00.00	178,724,000.00	178,724,000.00	00.00	178,724,000.00	00.00
41030301002	CUOTAS PARTES PENSIONALES / RENTAS CEDIDAS	178,724,000.00	00.00	178,724,000.00	178,724,000.00	178,724,000.00	00.00	178,724,000.00	178,724,000.00	00.00	178,724,000.00	00.00
41030301004	INTERESES DE CESANTIAS	16,319,929.00	00.00	16,319,929.00	16,319,929.00	16,319,929.00	00.00	16,319,929.00	16,319,929.00	00.00	16,319,929.00	00.00
41030301004	INTERESES DE CESANTIAS / RENTAS CEDIDAS	16,319,929.00	00.00	16,319,929.00	16,319,929.00	16,319,929.00	00.00	16,319,929.00	16,319,929.00	00.00	16,319,929.00	00.00
41030301006	FONDOS ADMINISTRADORES DE	138,114,168.00	00.00	138,114,168.00	138,114,168.00	138,114,168.00	00.00	138,114,168.00	138,114,168.00	00.00	138,114,168.00	00.00



EJECUCION PRESUPUESTAL DE GASTOS  
CORRESPONDIENTE AL MES DE AGOSTO DE 2018

RUBRO	DESCRIPCION	APROPIACION INICIAL	MODIFICACIONES	APROPIACION VIGENTE	DISPONIBILIDADES	COMPROMISOS	DISPONIBILIDADES ABIERTAS	OBLIGACIONES	PAGOS ANTERIORES	PAGOS DEL MES	PAGOS ACUMULADOS	OBLIGACIONES POR PAGAR
		1	2	3	4	5	6= (4-5)	7	8	9	10 = (8+9)	11=(7-10)
41030301006	FONDOS ADMINISTRADORES DE CESANTIAS PRIVADOS / RECURSOS PROPIOS	138,114,168.00	00.00	138,114,168.00	138,114,168.00	138,114,168.00	00.00	138,114,168.00	138,114,168.00	00.00	138,114,168.00	00.00
410304	OTRAS TRANSFERENCIAS	52,424,070.00	00.00	52,424,070.00	52,424,070.00	52,424,070.00	00.00	52,424,070.00	52,424,070.00	00.00	52,424,070.00	00.00
41030401	SENTENCIAS Y CONCILIACIONES	52,424,070.00	00.00	52,424,070.00	52,424,070.00	52,424,070.00	00.00	52,424,070.00	52,424,070.00	00.00	52,424,070.00	00.00
41030401	SENTENCIAS Y CONCILIACIONES / RENTAS CEDIDAS	41,101,854.00	00.00	41,101,854.00	41,101,854.00	41,101,854.00	00.00	41,101,854.00	41,101,854.00	00.00	41,101,854.00	00.00
41030401	SENTENCIAS Y CONCILIACIONES / RECURSOS PROPIOS	11,322,216.00	00.00	11,322,216.00	11,322,216.00	11,322,216.00	00.00	11,322,216.00	11,322,216.00	00.00	11,322,216.00	00.00
43	GASTOS DE INVERSIÓN	288,864,054.00	00.00	288,864,054.00	288,864,054.00	288,864,054.00	00.00	288,864,054.00	288,864,054.00	00.00	288,864,054.00	00.00
4301	GASTOS DE PERSONAL	204,660,565.00	00.00	204,660,565.00	204,660,565.00	204,660,565.00	00.00	204,660,565.00	204,660,565.00	00.00	204,660,565.00	00.00
430105	CONTRIBUCIONES INHERENTES A LA NOMINA SECTOR PRIVADO Y PÚBLICO	204,660,565.00	00.00	204,660,565.00	204,660,565.00	204,660,565.00	00.00	204,660,565.00	204,660,565.00	00.00	204,660,565.00	00.00
43010501	ADMINISTRADAS POR EL SECTOR PRIVADO	204,660,565.00	00.00	204,660,565.00	204,660,565.00	204,660,565.00	00.00	204,660,565.00	204,660,565.00	00.00	204,660,565.00	00.00
43010501002	FONDOS ADMINISTRADORES DE CESANTIAS PRIVADOS	204,660,565.00	00.00	204,660,565.00	204,660,565.00	204,660,565.00	00.00	204,660,565.00	204,660,565.00	00.00	204,660,565.00	00.00
43010501002	FONDOS ADMINISTRADORES DE CESANTIAS PRIVADOS / RENTAS CEDIDAS	138,637,919.00	00.00	138,637,919.00	138,637,919.00	138,637,919.00	00.00	138,637,919.00	138,637,919.00	00.00	138,637,919.00	00.00
43010501002	FONDOS ADMINISTRADORES DE CESANTIAS PRIVADOS / MINPROTECCION ETV	66,022,646.00	00.00	66,022,646.00	66,022,646.00	66,022,646.00	00.00	66,022,646.00	66,022,646.00	00.00	66,022,646.00	00.00
4303	TRANSFERENCIAS	24,454,051.00	00.00	24,454,051.00	24,454,051.00	24,454,051.00	00.00	24,454,051.00	24,454,051.00	00.00	24,454,051.00	00.00
430303	DE PREVISION Y SEGURIDAD SOCIAL	24,454,051.00	00.00	24,454,051.00	24,454,051.00	24,454,051.00	00.00	24,454,051.00	24,454,051.00	00.00	24,454,051.00	00.00
430303001	INTERESES DE CESANTIAS	24,454,051.00	00.00	24,454,051.00	24,454,051.00	24,454,051.00	00.00	24,454,051.00	24,454,051.00	00.00	24,454,051.00	00.00
430303001	INTERESES DE CESANTIAS / MINPROTECCION ETV	7,902,705.00	00.00	7,902,705.00	7,902,705.00	7,902,705.00	00.00	7,902,705.00	7,902,705.00	00.00	7,902,705.00	00.00
430303001	INTERESES DE CESANTIAS / S.G.P. CSF	16,551,346.00	00.00	16,551,346.00	16,551,346.00	16,551,346.00	00.00	16,551,346.00	16,551,346.00	00.00	16,551,346.00	00.00
4310	OTROS GASTOS DE INVERSION	59,749,438.00	00.00	59,749,438.00	59,749,438.00	59,749,438.00	00.00	59,749,438.00	59,749,438.00	00.00	59,749,438.00	00.00
431001	SUBCUENTA UES	59,749,438.00	00.00	59,749,438.00	59,749,438.00	59,749,438.00	00.00	59,749,438.00	59,749,438.00	00.00	59,749,438.00	00.00
43100101	CONTRATACION DE INSUMOS Y PRESTACION DE SERVICIOS	37,018,063.00	00.00	37,018,063.00	37,018,063.00	37,018,063.00	00.00	37,018,063.00	37,018,063.00	00.00	37,018,063.00	00.00
43100101007	ENFERMEDADES TRANSMITIDAS POR VECTORES	2,701,900.00	00.00	2,701,900.00	2,701,900.00	2,701,900.00	00.00	2,701,900.00	2,701,900.00	00.00	2,701,900.00	00.00
4310010100701	ENFERMEDADES TRANSMITIDAS POR VECTORES - TALENTO HUMANO	2,701,900.00	00.00	2,701,900.00	2,701,900.00	2,701,900.00	00.00	2,701,900.00	2,701,900.00	00.00	2,701,900.00	00.00
4310010100701	ENFERMEDADES TRANSMITIDAS POR VECTORES - TALENTO HUMANO / RENTAS CEDIDAS	1,318,000.00	00.00	1,318,000.00	1,318,000.00	1,318,000.00	00.00	1,318,000.00	1,318,000.00	00.00	1,318,000.00	00.00
4310010100701	ENFERMEDADES TRANSMITIDAS POR VECTORES - TALENTO HUMANO / S.G.P. CSF	1,383,900.00	00.00	1,383,900.00	1,383,900.00	1,383,900.00	00.00	1,383,900.00	1,383,900.00	00.00	1,383,900.00	00.00
43100101008	ZOONOSIS	32,420,164.00	00.00	32,420,164.00	32,420,164.00	32,420,164.00	00.00	32,420,164.00	32,420,164.00	00.00	32,420,164.00	00.00
4310010100802	MATERIALES Y SUMINISTROS	32,420,164.00	00.00	32,420,164.00	32,420,164.00	32,420,164.00	00.00	32,420,164.00	32,420,164.00	00.00	32,420,164.00	00.00
4310010100802	ZOONOSIS - MATERIALES Y SUMINISTROS / RENTAS CEDIDAS	32,420,164.00	00.00	32,420,164.00	32,420,164.00	32,420,164.00	00.00	32,420,164.00	32,420,164.00	00.00	32,420,164.00	00.00
43100101011	FORTALECIMIENTO	1,895,999.00	00.00	1,895,999.00	1,895,999.00	1,895,999.00	00.00	1,895,999.00	1,895,999.00	00.00	1,895,999.00	00.00
4310010101101	Fortalecimiento Institucional - Talento Humano	1,895,999.00	00.00	1,895,999.00	1,895,999.00	1,895,999.00	00.00	1,895,999.00	1,895,999.00	00.00	1,895,999.00	00.00



EJECUCION PRESUPUESTAL DE GASTOS  
CORRESPONDIENTE AL MES DE AGOSTO DE 2018

RUBRO	DESCRIPCION	APROPIACION INICIAL	MODIFICACIONES	APROPIACION VIGENTE	DISPONIBILIDADES	COMPROMISOS	DISPONIBILIDADES ABIERTAS	OBLIGACIONES	PAGOS ANTERIORES	PAGOS DEL MES	PAGOS ACUMULADOS	OBLIGACIONES POR PAGAR
		1	2	3	4	5	6= (4-5)	7	8	9	10 = (8+9)	11=(7-10)
4310010101101	FORTALECIMIENTO INSTITUCIONAL - Talento Humano / S.G.P. CSF	1,895,999.00	00.00	1,895,999.00	1,895,999.00	1,895,999.00	00.00	1,895,999.00	1,895,999.00	00.00	1,895,999.00	00.00
43100102	CONTRATACION DE INSUMOS Y	22,731,375.00	00.00	22,731,375.00	22,731,375.00	22,731,375.00	00.00	22,731,375.00	22,731,375.00	00.00	22,731,375.00	00.00
43100102	CONTRATACION DE INSUMOS Y PRESTACION DE SERVICIOS / RENTAS CEDIDAS	22,731,375.00	00.00	22,731,375.00	22,731,375.00	22,731,375.00	00.00	22,731,375.00	22,731,375.00	00.00	22,731,375.00	00.00
8	Pasivo exigible	3,328,000.00	00.00	3,328,000.00	3,328,000.00	3,328,000.00	00.00	00.00	00.00	00.00	00.00	00.00
81	GASTOS FUNCIONAMIENTO	00.00	00.00	00.00	00.00	00.00	00.00	00.00	00.00	00.00	00.00	00.00
8102	GASTOS GENERALES	00.00	00.00	00.00	00.00	00.00	00.00	00.00	00.00	00.00	00.00	00.00
810204	ADQUISICIÓN BIENES Y SERVICIOS	00.00	00.00	00.00	00.00	00.00	00.00	00.00	00.00	00.00	00.00	00.00
810204005	MANTENIMIENTO	00.00	00.00	00.00	00.00	00.00	00.00	00.00	00.00	00.00	00.00	00.00
810204005001	MANTENIMIENTO DE BIENES INMUEBLES	00.00	00.00	00.00	00.00	00.00	00.00	00.00	00.00	00.00	00.00	00.00
810204005001	MANTENIMIENTO DE BIENES INMUEBLES / RENTAS CEDIDAS	00.00	00.00	00.00	00.00	00.00	00.00	00.00	00.00	00.00	00.00	00.00
83	GASTOS DE INVERSIÓN	3,328,000.00	00.00	3,328,000.00	3,328,000.00	3,328,000.00	00.00	00.00	00.00	00.00	00.00	00.00
8310	OTROS GASTOS DE INVERSION	3,328,000.00	00.00	3,328,000.00	3,328,000.00	3,328,000.00	00.00	00.00	00.00	00.00	00.00	00.00
831001	SUBCUENTA UES	3,328,000.00	00.00	3,328,000.00	3,328,000.00	3,328,000.00	00.00	00.00	00.00	00.00	00.00	00.00
83100101	CONTRATACION DE INSUMOS Y PRESTACION DE SERVICIOS	3,328,000.00	00.00	3,328,000.00	3,328,000.00	3,328,000.00	00.00	00.00	00.00	00.00	00.00	00.00
83100101007	IVC de las Enfermedades de Transmisión Vectorial	3,328,000.00	00.00	3,328,000.00	3,328,000.00	3,328,000.00	00.00	00.00	00.00	00.00	00.00	00.00
8310010100701	IVC de las ETV - Talento Humano	3,328,000.00	00.00	3,328,000.00	3,328,000.00	3,328,000.00	00.00	00.00	00.00	00.00	00.00	00.00
8310010100701	IVC de las ETV - Talento Humano / S.G.P. CSF	3,328,000.00	00.00	3,328,000.00	3,328,000.00	3,328,000.00	00.00	00.00	00.00	00.00	00.00	00.00
831003	SUBCUENTA	00.00	00.00	00.00	00.00	00.00	00.00	00.00	00.00	00.00	00.00	00.00

Ing. DIEGO VICTORIA MEJÍA  
Director General

Dr. FERNANDO GIRÓN VANDERHUK  
Subdirector Administrativo

Ing. LILIANA BETTY BARROS QUIÑONES  
Profesional Universitario