

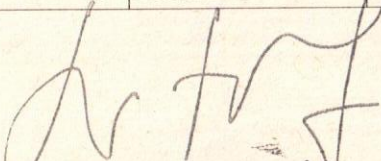
EJECUCION PRESUPUESTAL DE INGRESOS
CORRESPONDIENTE AL MES DE NOVIEMBRE DE 2020

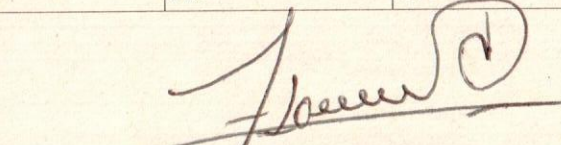
| RUBRO | DESCRIPCION | PRESUPUESTO INICIAL | MODIFICACIONES | TOTAL PRESUPUESTO | RECAUDOS ANTERIORES | RECAUDOS DEL MES | RECAUDOS ACUMULADOS | POR RECAUDAR | % REC |
|--------|---|---------------------|-------------------|-------------------|---------------------|------------------|---------------------|------------------|--------|
| 1 | INGRESOS | 16,046,607,234.00 | 12,234,138,146.00 | 28,280,745,380.00 | 18,558,529,205.85 | 1,042,959,225.90 | 19,601,488,431.75 | 8,679,256,948.25 | 69.31 |
| 11 | INGRESOS CORRIENTES | 16,046,607,234.00 | 8,565,698,151.00 | 24,612,305,385.00 | 14,798,023,281.00 | 1,032,000,000.00 | 15,830,023,281.00 | 8,782,282,104.00 | 64.32 |
| 112 | TRANSFERENCIAS | 16,046,607,234.00 | 8,565,698,151.00 | 24,612,305,385.00 | 14,798,023,281.00 | 1,032,000,000.00 | 15,830,023,281.00 | 8,782,282,104.00 | 64.32 |
| 1121 | TRANSFERENCIAS CORRIENTES RECIBIDAS | 16,046,607,234.00 | 8,565,698,151.00 | 24,612,305,385.00 | 14,798,023,281.00 | 1,032,000,000.00 | 15,830,023,281.00 | 8,782,282,104.00 | 64.32 |
| 11212 | DEL DEPARTAMENTO | 16,046,607,234.00 | 8,565,698,151.00 | 24,612,305,385.00 | 14,798,023,281.00 | 1,032,000,000.00 | 15,830,023,281.00 | 8,782,282,104.00 | 64.32 |
| 112121 | RENTAS CEDIDAS | 6,120,145,785.00 | 00.00 | 6,120,145,785.00 | 4,467,706,423.00 | 00.00 | 4,467,706,423.00 | 1,652,439,362.00 | 73.00 |
| 112121 | 001 RENTAS CEDIDAS / RENTAS CEDIDAS | 6,120,145,785.00 | 00.00 | 6,120,145,785.00 | 4,467,706,423.00 | 00.00 | 4,467,706,423.00 | 1,652,439,362.00 | 73.00 |
| 112122 | MINPROTECCION | 7,926,461,449.00 | (14,301,849.00) | 7,912,159,600.00 | 4,326,316,858.00 | 00.00 | 4,326,316,858.00 | 3,585,842,742.00 | 54.68 |
| 112122 | 002 MINPROTECCION / MINPROTECCION ETV | 1,274,234,434.00 | (114,301,849.00) | 1,159,932,585.00 | 857,191,137.00 | 00.00 | 857,191,137.00 | 302,741,448.00 | 73.90 |
| 112122 | 005 MINPROTECCION / S.G.P. CSF | 6,652,227,015.00 | 100,000,000.00 | 6,752,227,015.00 | 3,469,125,721.00 | 00.00 | 3,469,125,721.00 | 3,283,101,294.00 | 51.38 |
| 112123 | RECURSOS PROPIOS | 2,000,000,000.00 | 00.00 | 2,000,000,000.00 | 1,380,000,000.00 | 80,000,000.00 | 1,460,000,000.00 | 540,000,000.00 | 73.00 |
| 112123 | 006 RECURSOS PROPIOS / RECURSOS PROPIOS GOBERNACION | 2,000,000,000.00 | 00.00 | 2,000,000,000.00 | 1,380,000,000.00 | 80,000,000.00 | 1,460,000,000.00 | 540,000,000.00 | 73.00 |
| 112124 | LIBRE DESTINACION | 00.00 | 8,580,000,000.00 | 8,580,000,000.00 | 4,624,000,000.00 | 952,000,000.00 | 5,576,000,000.00 | 3,004,000,000.00 | 64.99 |
| 112124 | 007 LIBRE DESTINACION / LIBRE DESTINACION | 00.00 | 8,580,000,000.00 | 8,580,000,000.00 | 4,624,000,000.00 | 952,000,000.00 | 5,576,000,000.00 | 3,004,000,000.00 | 64.99 |
| 13 | RECURSOS DE CAPITAL | 00.00 | 3,668,439,995.00 | 3,668,439,995.00 | 3,760,505,924.85 | 10,959,225.90 | 3,771,465,150.75 | (103,025,155.75) | 102.81 |
| 131 | RECURSOS DEL BALANCE | 00.00 | 3,668,439,995.00 | 3,668,439,995.00 | 3,668,439,995.00 | 00.00 | 3,668,439,995.00 | 00.00 | 100.00 |
| 1311 | SUPERAVIT FISCAL | 00.00 | 3,668,439,995.00 | 3,668,439,995.00 | 3,668,439,995.00 | 00.00 | 3,668,439,995.00 | 00.00 | 100.00 |
| 1311 | 001 SUPERAVIT FISCAL / RENTAS CEDIDAS | 00.00 | 833,752,374.00 | 833,752,374.00 | 833,752,374.00 | 00.00 | 833,752,374.00 | 00.00 | 100.00 |
| 1311 | 002 SUPERAVIT FISCAL / MINPROTECCION ETV | 00.00 | 104,490,970.00 | 104,490,970.00 | 104,490,970.00 | 00.00 | 104,490,970.00 | 00.00 | 100.00 |
| 1311 | 004 SUPERAVIT FISCAL / RECURSOS PROPIOS | 00.00 | 2,166,395,317.00 | 2,166,395,317.00 | 2,166,395,317.00 | 00.00 | 2,166,395,317.00 | 00.00 | 100.00 |
| 1311 | 005 SUPERAVIT FISCAL / S.G.P. CSF | 00.00 | 563,801,334.00 | 563,801,334.00 | 563,801,334.00 | 00.00 | 563,801,334.00 | 00.00 | 100.00 |
| 132 | RENDIMIENTOS FINANCIEROS | 00.00 | 00.00 | 00.00 | 62,218,869.85 | 486,926.90 | 62,705,796.75 | (62,705,796.75) | 00.00 |
| 132 | 001 RENDIMIENTOS FINANCIEROS / RENTAS CEDIDAS | 00.00 | 00.00 | 00.00 | 6,015,088.39 | 95,388.54 | 6,110,476.93 | (6,110,476.93) | 00.00 |
| 132 | 002 RENDIMIENTOS FINANCIEROS / MINPROTECCION ETV | 00.00 | 00.00 | 00.00 | 136,637.00 | 90.00 | 136,727.00 | (136,727.00) | 00.00 |
| 132 | 004 RENDIMIENTOS FINANCIEROS / RECURSOS PROPIOS | 00.00 | 00.00 | 00.00 | 34,383,565.07 | 162,641.36 | 34,546,206.43 | (34,546,206.43) | 00.00 |
| 132 | 005 RENDIMIENTOS FINANCIEROS / S.G.P. CSF | 00.00 | 00.00 | 00.00 | 3,171,440.00 | 228,807.00 | 3,400,247.00 | (3,400,247.00) | 00.00 |
| 1321 | 001 RENDIMIENTOS POR OPERACIONES FINANCIERAS / RENTAS CEDIDAS | 00.00 | 00.00 | 00.00 | 737,293.87 | 00.00 | 737,293.87 | (737,293.87) | 00.00 |


jueves, 10 de diciembre de 2020

EJECUCION PRESUPUESTAL DE INGRESOS
CORRESPONDIENTE AL MES DE NOVIEMBRE DE 2020

| RUBRO | DESCRIPCION | PRESUPUESTO INICIAL | MODIFICACIONES | TOTAL PRESUPUESTO | RECAUDOS ANTERIORES | RECAUDOS DEL MES | RECAUDOS ACUMULADOS | POR RECAUDAR | % REC |
|-------|--|---------------------|----------------|-------------------|---------------------|------------------|---------------------|-----------------|-------|
| 1321 | 002 RENDIMIENTOS POR OPERACIONES FINANCIERAS / MINPROTECCION ETV | 00.00 | 00.00 | 00.00 | 105,373.00 | 00.00 | 105,373.00 | (105,373.00) | 00.00 |
| 1321 | 004 RENDIMIENTOS POR OPERACIONES FINANCIERAS / RECURSOS PROPIOS | 00.00 | 00.00 | 00.00 | 15,480,399.52 | 00.00 | 15,480,399.52 | (15,480,399.52) | 00.00 |
| 1321 | 005 RENDIMIENTOS POR OPERACIONES FINANCIERAS / S.G.P. CSF | 00.00 | 00.00 | 00.00 | 2,189,073.00 | 00.00 | 2,189,073.00 | (2,189,073.00) | 00.00 |
| 133 | OTROS INGRESOS DE CAPITAL | 00.00 | 00.00 | 00.00 | 29,847,060.00 | 10,472,299.00 | 40,319,359.00 | (40,319,359.00) | 00.00 |
| 1332 | REINTEGRO | 00.00 | 00.00 | 00.00 | 29,847,060.00 | 10,472,299.00 | 40,319,359.00 | (40,319,359.00) | 00.00 |
| 1332 | 001 REINTEGRO / RENTAS CEDIDAS | 00.00 | 00.00 | 00.00 | 17,888,281.00 | 700,790.00 | 18,589,071.00 | (18,589,071.00) | 00.00 |
| 1332 | 004 REINTEGRO / RECURSOS PROPIOS | 00.00 | 00.00 | 00.00 | 11,391,717.00 | 9,771,509.00 | 21,163,226.00 | (21,163,226.00) | 00.00 |
| 1332 | 005 REINTEGRO / S.G.P. CSF | 00.00 | 00.00 | 00.00 | 567,062.00 | 00.00 | 567,062.00 | (567,062.00) | 00.00 |


Ing. DIEGO VICTORIA MEJÍA
Director General


Dr. FERNANDO GIRÓN VANDERHUK
Subdirector Administrativo


JACQUELINE LUNA PEREZ
Profesional Universitario

EJECUCION PRESUPUESTAL DE GASTOS
CORRESPONDIENTE AL MES DE NOVIEMBRE DE 2020

| RUBRO | DESCRIPCION | APROPIACION INICIAL | MODIFICACIONES | APROPIACION VIGENTE | DISPONIBILIDADES | COMPROMISOS | DISPONIBILIDADES ABIERTAS | OBLIGACIONES | PAGOS ANTERIORES | PAGOS DEL MES | PAGOS ACUMULADOS | OBLIGACIONES POR PAGAR |
|-------------|--|---------------------|-------------------|---------------------|-------------------|-------------------|---------------------------|-------------------|-------------------|------------------|-------------------|------------------------|
| | | 1 | 2 | 3 | 4 | 5 | 6= (4-5) | 7 | 8 | 9 | 10 = (8+9) | 11=(7-10) |
| 2 | GASTOS | 16,046,607,234.00 | 12,234,138,146.00 | 28,280,745,380.00 | 23,432,355,736.77 | 22,954,861,486.77 | 477,494,250.00 | 20,548,447,034.87 | 17,695,312,768.78 | 1,386,672,886.09 | 19,081,985,654.87 | 1,466,461,380.00 |
| 21 | GASTOS FUNCIONAMIENTO | 4,904,764,444.00 | 2,987,147,691.00 | 7,891,912,135.00 | 4,882,822,976.77 | 4,656,449,241.77 | 226,373,735.00 | 3,907,410,761.33 | 3,232,843,959.77 | 586,980,421.56 | 3,819,824,381.33 | 87,586,380.00 |
| 2101 | GASTOS DE PERSONAL | 2,582,073,167.00 | 963,609,761.00 | 3,545,682,928.00 | 2,560,654,768.00 | 2,560,654,768.00 | 00.00 | 2,560,654,768.00 | 2,198,991,730.00 | 361,663,038.00 | 2,560,654,768.00 | 00.00 |
| 210101 | SERVICIOS PERSONALES ASOCIADOS A LA NOMINA | 1,998,073,167.00 | 212,219,227.00 | 2,210,292,394.00 | 1,986,560,468.00 | 1,986,560,468.00 | 00.00 | 1,986,560,468.00 | 1,668,678,630.00 | 317,881,838.00 | 1,986,560,468.00 | 00.00 |
| 21010101 | SUELDOS DE PERSONAL DE NÓMINA | 1,502,015,010.00 | 95,706,466.00 | 1,597,721,476.00 | 1,493,073,371.00 | 1,493,073,371.00 | 00.00 | 1,493,073,371.00 | 1,346,149,551.00 | 146,923,820.00 | 1,493,073,371.00 | 00.00 |
| 2101010101 | SUELDOS | 1,502,015,010.00 | 95,706,466.00 | 1,597,721,476.00 | 1,493,073,371.00 | 1,493,073,371.00 | 00.00 | 1,493,073,371.00 | 1,346,149,551.00 | 146,923,820.00 | 1,493,073,371.00 | 00.00 |
| 2101010101 | SUELDOS / RENTAS CEDIDAS | 1,502,015,010.00 | 95,706,466.00 | 1,597,721,476.00 | 1,493,073,371.00 | 1,493,073,371.00 | 00.00 | 1,493,073,371.00 | 1,346,149,551.00 | 146,923,820.00 | 1,493,073,371.00 | 00.00 |
| 21010105 | OTROS | 442,058,157.00 | 23,912,761.00 | 465,970,918.00 | 380,478,039.00 | 380,478,039.00 | 00.00 | 380,478,039.00 | 215,339,904.00 | 165,138,135.00 | 380,478,039.00 | 00.00 |
| 21010105001 | BONIFICACIÓN ESPECIAL DE RECREACIÓN | 8,344,528.00 | 251,195.00 | 8,595,723.00 | 6,770,069.00 | 6,770,069.00 | 00.00 | 6,770,069.00 | 5,391,032.00 | 1,379,037.00 | 6,770,069.00 | 00.00 |
| 21010105001 | BONIFICACIÓN ESPECIAL DE RECREACIÓN / RENTAS CEDIDAS | 8,344,528.00 | 251,195.00 | 8,595,723.00 | 6,770,069.00 | 6,770,069.00 | 00.00 | 6,770,069.00 | 5,391,032.00 | 1,379,037.00 | 6,770,069.00 | 00.00 |
| 21010105002 | SUBSIDIO ALIMENTACION | 13,989,097.00 | 288,070.00 | 14,277,167.00 | 11,221,690.00 | 11,221,690.00 | 00.00 | 11,221,690.00 | 10,265,558.00 | 956,132.00 | 11,221,690.00 | 00.00 |
| 21010105002 | SUBSIDIO ALIMENTACION / RENTAS CEDIDAS | 13,989,097.00 | 288,070.00 | 14,277,167.00 | 11,221,690.00 | 11,221,690.00 | 00.00 | 11,221,690.00 | 10,265,558.00 | 956,132.00 | 11,221,690.00 | 00.00 |
| 21010105003 | AUXILIO DE TRANSPORTE | 21,587,679.00 | 628,784.00 | 22,216,463.00 | 17,346,342.00 | 17,346,342.00 | 00.00 | 17,346,342.00 | 15,858,386.00 | 1,487,956.00 | 17,346,342.00 | 00.00 |
| 21010105003 | AUXILIO DE TRANSPORTE / RENTAS CEDIDAS | 21,587,679.00 | 628,784.00 | 22,216,463.00 | 17,346,342.00 | 17,346,342.00 | 00.00 | 17,346,342.00 | 15,858,386.00 | 1,487,956.00 | 17,346,342.00 | 00.00 |
| 21010105004 | PRIMA DE SERVICIO | 66,048,311.00 | 2,107,276.00 | 68,155,587.00 | 68,139,886.00 | 68,139,886.00 | 00.00 | 68,139,886.00 | 68,139,886.00 | 00.00 | 68,139,886.00 | 00.00 |
| 21010105004 | PRIMA DE SERVICIO / RENTAS CEDIDAS | 66,048,311.00 | 2,107,276.00 | 68,155,587.00 | 68,139,886.00 | 68,139,886.00 | 00.00 | 68,139,886.00 | 68,139,886.00 | 00.00 | 68,139,886.00 | 00.00 |
| 21010105005 | PRIMA DE VACACIONES | 69,570,344.00 | 2,097,774.00 | 71,668,118.00 | 66,557,441.00 | 66,557,441.00 | 00.00 | 66,557,441.00 | 55,019,975.00 | 11,537,466.00 | 66,557,441.00 | 00.00 |
| 21010105005 | PRIMA DE VACACIONES / RENTAS CEDIDAS | 69,570,344.00 | 2,097,774.00 | 71,668,118.00 | 66,557,441.00 | 66,557,441.00 | 00.00 | 66,557,441.00 | 55,019,975.00 | 11,537,466.00 | 66,557,441.00 | 00.00 |
| 21010105006 | PRIMA DE NAVIDAD | 148,902,205.00 | 15,004,128.00 | 163,906,333.00 | 163,906,333.00 | 163,906,333.00 | 00.00 | 163,906,333.00 | 17,903,561.00 | 146,002,772.00 | 163,906,333.00 | 00.00 |
| 21010105006 | PRIMA DE NAVIDAD / RENTAS CEDIDAS | 148,902,205.00 | 15,004,128.00 | 163,906,333.00 | 163,906,333.00 | 163,906,333.00 | 00.00 | 163,906,333.00 | 17,903,561.00 | 146,002,772.00 | 163,906,333.00 | 00.00 |
| 21010105007 | PRIMAS EXTRA | 66,048,311.00 | 2,107,276.00 | 68,155,587.00 | 00.00 | 00.00 | 00.00 | 00.00 | 00.00 | 00.00 | 00.00 | 00.00 |
| 21010105007 | PRIMAS EXTRA / RENTAS CEDIDAS | 66,048,311.00 | 2,107,276.00 | 68,155,587.00 | 00.00 | 00.00 | 00.00 | 00.00 | 00.00 | 00.00 | 00.00 | 00.00 |
| 21010105008 | BONIFICACION SERVICIOS | 47,567,682.00 | 1,428,258.00 | 48,995,940.00 | 46,536,278.00 | 46,536,278.00 | 00.00 | 46,536,278.00 | 42,761,506.00 | 3,774,772.00 | 46,536,278.00 | 00.00 |
| 21010105008 | BONIFICACION SERVICIOS PRESTADOS / RENTAS CEDIDAS | 47,567,682.00 | 1,428,258.00 | 48,995,940.00 | 46,536,278.00 | 46,536,278.00 | 00.00 | 46,536,278.00 | 42,761,506.00 | 3,774,772.00 | 46,536,278.00 | 00.00 |
| 21010109 | HORAS EXTRAS DIAS FESTIVOS | 54,000,000.00 | 92,600,000.00 | 146,600,000.00 | 113,009,058.00 | 113,009,058.00 | 00.00 | 113,009,058.00 | 107,189,175.00 | 5,819,883.00 | 113,009,058.00 | 00.00 |
| 21010109001 | RECARGOS NOCTURNOS Y FESTIVOS | 53,000,000.00 | (16,000,000.00) | 37,000,000.00 | 33,940,879.00 | 33,940,879.00 | 00.00 | 33,940,879.00 | 28,120,996.00 | 5,819,883.00 | 33,940,879.00 | 00.00 |
| 21010109001 | RECARGOS NOCTURNOS Y FESTIVOS / RENTAS CEDIDAS | 53,000,000.00 | (16,000,000.00) | 37,000,000.00 | 33,940,879.00 | 33,940,879.00 | 00.00 | 33,940,879.00 | 28,120,996.00 | 5,819,883.00 | 33,940,879.00 | 00.00 |
| 21010109002 | INDEMNIZACIÓN POR | 1,000,000.00 | 108,600,000.00 | 109,600,000.00 | 79,068,179.00 | 79,068,179.00 | 00.00 | 79,068,179.00 | 79,068,179.00 | 00.00 | 79,068,179.00 | 00.00 |
| 21010109002 | INDEMNIZACIÓN POR VACACIONES / RENTAS CEDIDAS | 1,000,000.00 | 108,600,000.00 | 109,600,000.00 | 79,068,179.00 | 79,068,179.00 | 00.00 | 79,068,179.00 | 79,068,179.00 | 00.00 | 79,068,179.00 | 00.00 |
| 210102 | SERVICIOS PERSONALES | 29,000,000.00 | (25,000,000.00) | 4,000,000.00 | 2,048,200.00 | 2,048,200.00 | 00.00 | 2,048,200.00 | 2,048,200.00 | 00.00 | 2,048,200.00 | 00.00 |

Jo

EJECUCION PRESUPUESTAL DE GASTOS
CORRESPONDIENTE AL MES DE NOVIEMBRE DE 2020

| RUBRO | DESCRIPCION | APROPIACION INICIAL | MODIFICACIONES | APROPIACION VIGENTE | DISPONIBILIDADES | COMPROMISOS | DISPONIBILIDADES ABIERTAS | OBLIGACIONES | PAGOS ANTERIORES | PAGOS DEL MES | PAGOS ACUMULADOS | OBLIGACIONES POR PAGAR |
|------------|---|---------------------|-----------------|---------------------|------------------|----------------|---------------------------|----------------|------------------|---------------|------------------|------------------------|
| | | 1 | 2 | 3 | 4 | 5 | 6= (4-5) | 7 | 8 | 9 | 10 = (8+9) | 11=(7-10) |
| 1010201 | GASTOS DE PERSONAL SUPERNUMERARIO | 00.00 | 00.00 | 00.00 | 00.00 | 00.00 | 00.00 | 00.00 | 00.00 | 00.00 | 00.00 | 00.00 |
| 1010202 | HONORARIOS | 29,000,000.00 | (25,000,000.00) | 4,000,000.00 | 2,048,200.00 | 2,048,200.00 | 00.00 | 2,048,200.00 | 2,048,200.00 | 00.00 | 2,048,200.00 | 00.00 |
| 1010202 | HONORARIOS / RENTAS CEDIDAS | 29,000,000.00 | (25,000,000.00) | 4,000,000.00 | 2,048,200.00 | 2,048,200.00 | 00.00 | 2,048,200.00 | 2,048,200.00 | 00.00 | 2,048,200.00 | 00.00 |
| 1010203 | REMUNERACION POR SERVICIOS | 00.00 | 00.00 | 00.00 | 00.00 | 00.00 | 00.00 | 00.00 | 00.00 | 00.00 | 00.00 | 00.00 |
| 10105 | CONTRIBUCIONES INHERENTES A LA NOMINA SECTOR PRIVADO Y PUBLICO | 555,000,000.00 | 776,390,534.00 | 1,331,390,534.00 | 572,046,100.00 | 572,046,100.00 | 00.00 | 572,046,100.00 | 528,264,900.00 | 43,781,200.00 | 572,046,100.00 | 00.00 |
| 1010501 | ADMINISTRADAS POR EL SECTOR PRIVADO | 287,000,000.00 | 65,058,993.00 | 352,058,993.00 | 326,661,900.00 | 326,661,900.00 | 00.00 | 326,661,900.00 | 303,337,800.00 | 23,324,100.00 | 326,661,900.00 | 00.00 |
| 1010501001 | CAJAS DE COMPENSACIÓN PRIVADAS | 75,000,000.00 | 2,358,993.00 | 77,358,993.00 | 72,472,800.00 | 72,472,800.00 | 00.00 | 72,472,800.00 | 65,734,100.00 | 6,738,700.00 | 72,472,800.00 | 00.00 |
| 1010501001 | CAJAS DE COMPENSACIÓN PRIVADAS / RENTAS CEDIDAS | 75,000,000.00 | 2,358,993.00 | 77,358,993.00 | 72,472,800.00 | 72,472,800.00 | 00.00 | 72,472,800.00 | 65,734,100.00 | 6,738,700.00 | 72,472,800.00 | 00.00 |
| 1010501003 | FONDOS ADMINISTRADORES DE | 95,000,000.00 | 2,000,000.00 | 97,000,000.00 | 94,737,600.00 | 94,737,600.00 | 00.00 | 94,737,600.00 | 87,454,500.00 | 7,283,100.00 | 94,737,600.00 | 00.00 |
| 1010501003 | FONDOS ADMINISTRADORES DE PENSIONES PRIVADOS / RENTAS CEDIDAS | 95,000,000.00 | 2,000,000.00 | 97,000,000.00 | 94,737,600.00 | 94,737,600.00 | 00.00 | 94,737,600.00 | 87,454,500.00 | 7,283,100.00 | 94,737,600.00 | 00.00 |
| 1010501004 | EMPRESAS PRIVADAS | 100,000,000.00 | 53,500,000.00 | 153,500,000.00 | 139,544,500.00 | 139,544,500.00 | 00.00 | 139,544,500.00 | 131,226,800.00 | 8,317,700.00 | 139,544,500.00 | 00.00 |
| 1010501004 | EMPRESAS PRIVADAS PROMOTORAS DE SALUD / RENTAS CEDIDAS | 100,000,000.00 | 3,500,000.00 | 103,500,000.00 | 103,500,000.00 | 103,500,000.00 | 00.00 | 103,500,000.00 | 103,500,000.00 | 00.00 | 103,500,000.00 | 00.00 |
| 1010501004 | EMPRESAS PRIVADAS PROMOTORAS DE SALUD / RECURSOS PROPIOS | 00.00 | 50,000,000.00 | 50,000,000.00 | 36,044,500.00 | 36,044,500.00 | 00.00 | 36,044,500.00 | 27,726,800.00 | 8,317,700.00 | 36,044,500.00 | 00.00 |
| 1010501005 | ADMINISTRADORAS PRIVADAS DE APORTES PARA ACCIDENTES DE TRABAJO Y ENFERMEDADES | 17,000,000.00 | 7,200,000.00 | 24,200,000.00 | 19,907,000.00 | 19,907,000.00 | 00.00 | 19,907,000.00 | 18,922,400.00 | 984,600.00 | 19,907,000.00 | 00.00 |
| 1010501005 | ADMINISTRADORAS PRIVADAS DE APORTES PARA ACCIDENTES DE TRABAJO Y ENFERMEDADES PROFESIONALES / RENTA | 17,000,000.00 | 7,200,000.00 | 24,200,000.00 | 19,907,000.00 | 19,907,000.00 | 00.00 | 19,907,000.00 | 18,922,400.00 | 984,600.00 | 19,907,000.00 | 00.00 |
| 1010502 | ADMINISTRADAS POR EL SECTOR | 268,000,000.00 | 711,331,541.00 | 979,331,541.00 | 245,384,200.00 | 245,384,200.00 | 00.00 | 245,384,200.00 | 224,927,100.00 | 20,457,100.00 | 245,384,200.00 | 00.00 |
| 1010502002 | APORTES AL ICBF | 60,000,000.00 | 1,769,245.00 | 61,769,245.00 | 54,360,800.00 | 54,360,800.00 | 00.00 | 54,360,800.00 | 49,305,600.00 | 5,055,200.00 | 54,360,800.00 | 00.00 |
| 1010502002 | APORTES AL ICBF / RENTAS CEDIDAS | 60,000,000.00 | 1,769,245.00 | 61,769,245.00 | 54,360,800.00 | 54,360,800.00 | 00.00 | 54,360,800.00 | 49,305,600.00 | 5,055,200.00 | 54,360,800.00 | 00.00 |
| 1010502003 | APORTES AL SENA | 38,000,000.00 | 1,179,496.00 | 39,179,496.00 | 36,250,300.00 | 36,250,300.00 | 00.00 | 36,250,300.00 | 32,879,900.00 | 3,370,400.00 | 36,250,300.00 | 00.00 |
| 1010502003 | APORTES AL SENA / RENTAS CEDIDAS | 38,000,000.00 | 1,179,496.00 | 39,179,496.00 | 36,250,300.00 | 36,250,300.00 | 00.00 | 36,250,300.00 | 32,879,900.00 | 3,370,400.00 | 36,250,300.00 | 00.00 |
| 1010502004 | FONDOS ADMINISTRADORES DE | 00.00 | 00.00 | 00.00 | 00.00 | 00.00 | 00.00 | 00.00 | 00.00 | 00.00 | 00.00 | 00.00 |
| 1010502005 | EMPRESAS PUBLICAS PROMOTORAS DE SALUD | 50,000,000.00 | 1,500,000.00 | 51,500,000.00 | 27,890,300.00 | 27,890,300.00 | 00.00 | 27,890,300.00 | 24,211,600.00 | 3,678,700.00 | 27,890,300.00 | 00.00 |
| 1010502005 | EMPRESAS PUBLICAS PROMOTORAS DE SALUD / RENTAS CEDIDAS | 50,000,000.00 | 1,500,000.00 | 51,500,000.00 | 27,890,300.00 | 27,890,300.00 | 00.00 | 27,890,300.00 | 24,211,600.00 | 3,678,700.00 | 27,890,300.00 | 00.00 |
| 1010502006 | FONDOS ADMINISTRADORES DE | 120,000,000.00 | 706,882,800.00 | 826,882,800.00 | 126,882,800.00 | 126,882,800.00 | 00.00 | 126,882,800.00 | 118,530,000.00 | 8,352,800.00 | 126,882,800.00 | 00.00 |
| 1010502006 | FONDOS ADMINISTRADORES DE PENSION PUBLICOS / RENTAS CEDIDAS | 120,000,000.00 | 6,882,800.00 | 126,882,800.00 | 126,882,800.00 | 126,882,800.00 | 00.00 | 126,882,800.00 | 118,530,000.00 | 8,352,800.00 | 126,882,800.00 | 00.00 |
| 1010502006 | FONDOS ADMINISTRADORES DE PENSION PUBLICOS / RECURSOS PROPIOS | 00.00 | 700,000,000.00 | 700,000,000.00 | 00.00 | 00.00 | 00.00 | 00.00 | 00.00 | 00.00 | 00.00 | 00.00 |

EJECUCION PRESUPUESTAL DE GASTOS
CORRESPONDIENTE AL MES DE NOVIEMBRE DE 2020

| RUBRO | DESCRIPCION | APROPIACION INICIAL | MODIFICACIONES | APROPIACION VIGENTE | DISPONIBILIDADES | COMPROMISOS | DISPONIBILIDADES ABIERTAS | OBLIGACIONES | PAGOS ANTERIORES | PAGOS DEL MES | PAGOS ACUMULADOS | OBLIGACIONES POR PAGAR |
|--------------|---|---------------------|-----------------|---------------------|------------------|------------------|---------------------------|------------------|------------------|----------------|------------------|------------------------|
| | | 1 | 2 | 3 | 4 | 5 | 6= (4-5) | 7 | 8 | 9 | 10 = (8+9) | 11=(7-10) |
| 2102 | GASTOS GENERALES | 1,654,620,402.00 | 882,250,072.00 | 2,536,870,474.00 | 2,148,012,997.77 | 1,921,639,262.77 | 226,373,735.00 | 1,172,600,782.33 | 875,255,230.77 | 209,759,171.56 | 1,085,014,402.33 | 87,586,380.00 |
| 210203 | IMPUESTOS MULTAS Y DEVOLUCIONES | 17,598,587.00 | 00.00 | 17,598,587.00 | 15,380,922.00 | 15,380,922.00 | 00.00 | 15,380,922.00 | 15,380,922.00 | 00.00 | 15,380,922.00 | 00.00 |
| 21020301 | IMPUESTOS Y CONTRIBUCIONES | 15,598,587.00 | 00.00 | 15,598,587.00 | 15,380,922.00 | 15,380,922.00 | 00.00 | 15,380,922.00 | 15,380,922.00 | 00.00 | 15,380,922.00 | 00.00 |
| 21020301001 | IMPUESTO DE VEHÍCULOS | 00.00 | 00.00 | 00.00 | 00.00 | 00.00 | 00.00 | 00.00 | 00.00 | 00.00 | 00.00 | 00.00 |
| 21020301002 | IMPUESTO PREDIAL | 15,598,587.00 | 00.00 | 15,598,587.00 | 15,380,922.00 | 15,380,922.00 | 00.00 | 15,380,922.00 | 15,380,922.00 | 00.00 | 15,380,922.00 | 00.00 |
| 21020301002 | IMPUESTO PREDIAL / RENTAS CEDIDAS | 15,598,587.00 | 00.00 | 15,598,587.00 | 15,380,922.00 | 15,380,922.00 | 00.00 | 15,380,922.00 | 15,380,922.00 | 00.00 | 15,380,922.00 | 00.00 |
| 21020302 | MULTAS SANCIONES Y | 2,000,000.00 | 00.00 | 2,000,000.00 | 00.00 | 00.00 | 00.00 | 00.00 | 00.00 | 00.00 | 00.00 | 00.00 |
| 21020302001 | MULTAS | 1,000,000.00 | 00.00 | 1,000,000.00 | 00.00 | 00.00 | 00.00 | 00.00 | 00.00 | 00.00 | 00.00 | 00.00 |
| 21020302001 | MULTAS / RENTAS CEDIDAS | 1,000,000.00 | 00.00 | 1,000,000.00 | 00.00 | 00.00 | 00.00 | 00.00 | 00.00 | 00.00 | 00.00 | 00.00 |
| 21020302002 | SANCIONES | 1,000,000.00 | 00.00 | 1,000,000.00 | 00.00 | 00.00 | 00.00 | 00.00 | 00.00 | 00.00 | 00.00 | 00.00 |
| 21020302002 | SANCIONES / RENTAS CEDIDAS | 1,000,000.00 | 00.00 | 1,000,000.00 | 00.00 | 00.00 | 00.00 | 00.00 | 00.00 | 00.00 | 00.00 | 00.00 |
| 210204 | ADQUISICIÓN BIENES Y | 1,637,021,815.00 | 882,250,072.00 | 2,519,271,887.00 | 2,132,632,075.77 | 1,906,258,340.77 | 226,373,735.00 | 1,157,219,860.33 | 859,874,308.77 | 209,759,171.56 | 1,069,633,480.33 | 87,586,380.00 |
| 210204001 | COMPRA DE EQUIPO | 1,000,000.00 | 473,978,479.00 | 474,978,479.00 | 472,677,426.00 | 322,005,834.00 | 150,671,592.00 | 16,889,910.00 | 00.00 | 16,889,910.00 | 16,889,910.00 | 00.00 |
| 210204001001 | EQUIPO DE SISTEMAS | 00.00 | 194,978,479.00 | 194,978,479.00 | 194,978,479.00 | 44,306,887.00 | 150,671,592.00 | 16,889,910.00 | 00.00 | 16,889,910.00 | 16,889,910.00 | 00.00 |
| 210204001001 | EQUIPO DE SISTEMAS / RENTAS CEDIDAS | 00.00 | 194,978,479.00 | 194,978,479.00 | 194,978,479.00 | 44,306,887.00 | 150,671,592.00 | 16,889,910.00 | 00.00 | 16,889,910.00 | 16,889,910.00 | 00.00 |
| 210204001002 | OTRAS COMPRAS DE EQUIPO | 1,000,000.00 | 279,000,000.00 | 280,000,000.00 | 277,698,947.00 | 277,698,947.00 | 00.00 | 00.00 | 00.00 | 00.00 | 00.00 | 00.00 |
| 210204001002 | OTRAS COMPRAS DE EQUIPO / RENTAS CEDIDAS | 1,000,000.00 | 279,000,000.00 | 280,000,000.00 | 277,698,947.00 | 277,698,947.00 | 00.00 | 00.00 | 00.00 | 00.00 | 00.00 | 00.00 |
| 210204002 | ENSERES Y EQUIPO DE OFICINA | 00.00 | 8,000,000.00 | 8,000,000.00 | 00.00 | 00.00 | 00.00 | 00.00 | 00.00 | 00.00 | 00.00 | 00.00 |
| 210204002001 | EQUIPOS Y MAQUINARIA PARA OFICINA | 00.00 | 00.00 | 00.00 | 00.00 | 00.00 | 00.00 | 00.00 | 00.00 | 00.00 | 00.00 | 00.00 |
| 210204002002 | OTROS ENSERES Y EQUIPO DE OFICINA | 00.00 | 8,000,000.00 | 8,000,000.00 | 00.00 | 00.00 | 00.00 | 00.00 | 00.00 | 00.00 | 00.00 | 00.00 |
| 210204002002 | OTROS ENSERES Y EQUIPO DE OFICINA / RENTAS CEDIDAS | 00.00 | 8,000,000.00 | 8,000,000.00 | 00.00 | 00.00 | 00.00 | 00.00 | 00.00 | 00.00 | 00.00 | 00.00 |
| 210204004 | MATERIALES Y SUMINISTROS | 185,916,000.00 | 105,348,646.00 | 291,264,646.00 | 289,582,904.58 | 283,710,131.58 | 5,872,773.00 | 122,541,392.58 | 71,002,942.58 | 51,538,450.00 | 122,541,392.58 | 00.00 |
| 210204004001 | DOTACIÓN | 58,916,000.00 | (1,916,000.00) | 57,000,000.00 | 55,318,259.00 | 55,318,259.00 | 00.00 | 35,573,109.00 | 690,000.00 | 34,883,109.00 | 35,573,109.00 | 00.00 |
| 210204004001 | DOTACIÓN / RENTAS CEDIDAS | 58,916,000.00 | (1,916,000.00) | 57,000,000.00 | 55,318,259.00 | 55,318,259.00 | 00.00 | 35,573,109.00 | 690,000.00 | 34,883,109.00 | 35,573,109.00 | 00.00 |
| 210204004002 | PAPELERÍA ÚTILES DE | 35,000,000.00 | 135,158,390.00 | 170,158,390.00 | 170,158,389.58 | 170,101,492.58 | 56,897.00 | 32,288,117.58 | 32,288,117.58 | 00.00 | 32,288,117.58 | 00.00 |
| 210204004002 | PAPELERÍA ÚTILES DE ESCRITORIO Y OFICINA / RENTAS CEDIDAS | 35,000,000.00 | 135,158,390.00 | 170,158,390.00 | 170,158,389.58 | 170,101,492.58 | 56,897.00 | 32,288,117.58 | 32,288,117.58 | 00.00 | 32,288,117.58 | 00.00 |
| 210204004003 | PRODUCTOS DE ASEO Y | 15,000,000.00 | (9,861,324.00) | 5,138,676.00 | 5,138,676.00 | 5,138,676.00 | 00.00 | 5,138,676.00 | 00.00 | 5,138,676.00 | 5,138,676.00 | 00.00 |
| 210204004003 | PRODUCTOS DE ASEO Y LIMPIEZA / RENTAS CEDIDAS | 15,000,000.00 | (9,861,324.00) | 5,138,676.00 | 5,138,676.00 | 5,138,676.00 | 00.00 | 5,138,676.00 | 00.00 | 5,138,676.00 | 5,138,676.00 | 00.00 |
| 210204004004 | PRODUCTOS DE CAFETERÍA Y | 25,000,000.00 | (15,226,820.00) | 9,773,180.00 | 9,773,180.00 | 9,773,180.00 | 00.00 | 7,432,993.00 | 00.00 | 7,432,993.00 | 7,432,993.00 | 00.00 |
| 210204004004 | PRODUCTOS DE CAFETERÍA Y RESTAURANTE / RENTAS CEDIDAS | 25,000,000.00 | (15,226,820.00) | 9,773,180.00 | 9,773,180.00 | 9,773,180.00 | 00.00 | 7,432,993.00 | 00.00 | 7,432,993.00 | 7,432,993.00 | 00.00 |
| 210204004005 | OTROS MATERIALES Y | 47,000,000.00 | 2,194,400.00 | 49,194,400.00 | 49,194,400.00 | 43,378,524.00 | 5,815,876.00 | 42,108,497.00 | 38,024,825.00 | 4,083,672.00 | 42,108,497.00 | 00.00 |
| 210204004005 | OTROS MATERIALES Y SUMINISTROS / RENTAS CEDIDAS | 47,000,000.00 | 2,194,400.00 | 49,194,400.00 | 49,194,400.00 | 43,378,524.00 | 5,815,876.00 | 42,108,497.00 | 38,024,825.00 | 4,083,672.00 | 42,108,497.00 | 00.00 |
| 210204004006 | LLANTAS Y ACCESORIOS | 00.00 | 00.00 | 00.00 | 00.00 | 00.00 | 00.00 | 00.00 | 00.00 | 00.00 | 00.00 | 00.00 |
| 210204004007 | COMBUSTIBLE | 5,000,000.00 | (5,000,000.00) | 00.00 | 00.00 | 00.00 | 00.00 | 00.00 | 00.00 | 00.00 | 00.00 | 00.00 |

10

EJECUCION PRESUPUESTAL DE GASTOS
CORRESPONDIENTE AL MES DE NOVIEMBRE DE 2020

| RUBRO | DESCRIPCION | APROPIACION INICIAL | MODIFICACIONES | APROPIACION VIGENTE | DISPONIBILIDADES | COMPROMISOS | DISPONIBILIDADES ABIERTAS | OBLIGACIONES | PAGOS ANTERIORES | PAGOS DEL MES | PAGOS ACUMULADOS | OBLIGACIONES POR PAGAR |
|-------------|---|---------------------|----------------|---------------------|------------------|----------------|---------------------------|----------------|------------------|----------------|------------------|------------------------|
| | | 1 | 2 | 3 | 4 | 5 | 6= (4-5) | 7 | 8 | 9 | 10 = (8+9) | 11=(7-10) |
| 10204004007 | COMBUSTIBLE / RENTAS CEDIDAS | 5,000,000.00 | (5,000,000.00) | 00.00 | 00.00 | 00.00 | 00.00 | 00.00 | 00.00 | 00.00 | 00.00 | 00.00 |
| 10204005 | MANTENIMIENTO | 385,399,420.00 | 211,884,764.00 | 597,284,184.00 | 592,372,042.00 | 574,679,089.00 | 17,692,953.00 | 460,945,692.56 | 334,920,967.00 | 114,242,885.56 | 449,163,852.56 | 11,781,840.00 |
| 10204005001 | MANTENIMIENTO DE BIENES INMUEBLES | 13,200,000.00 | (2,976,000.00) | 10,224,000.00 | 10,224,000.00 | 6,745,766.00 | 3,478,234.00 | 6,745,766.00 | 6,075,766.00 | 670,000.00 | 6,745,766.00 | 00.00 |
| 10204005001 | MANTENIMIENTO DE BIENES INMUEBLES / RENTAS CEDIDAS | 13,200,000.00 | (2,976,000.00) | 10,224,000.00 | 10,224,000.00 | 6,745,766.00 | 3,478,234.00 | 6,745,766.00 | 6,075,766.00 | 670,000.00 | 6,745,766.00 | 00.00 |
| 10204005002 | MANTENIMIENTO DE BIENES | 50,000,000.00 | (1,990,376.00) | 48,009,624.00 | 44,577,624.00 | 35,656,165.00 | 8,921,459.00 | 35,506,164.56 | 31,343,611.00 | 4,162,553.56 | 35,506,164.56 | 00.00 |
| 10204005002 | MANTENIMIENTO DE BIENES MUEBLES EQUIPOS Y ENSERES / RENTAS CEDIDAS | 50,000,000.00 | (1,990,376.00) | 48,009,624.00 | 44,577,624.00 | 35,656,165.00 | 8,921,459.00 | 35,506,164.56 | 31,343,611.00 | 4,162,553.56 | 35,506,164.56 | 00.00 |
| 10204005003 | MANTENIMIENTO EQUIPO DE | 18,000,000.00 | (780,700.00) | 17,219,300.00 | 17,219,300.00 | 17,219,300.00 | 00.00 | 17,219,300.00 | 17,219,300.00 | 00.00 | 17,219,300.00 | 00.00 |
| 10204005003 | MANTENIMIENTO EQUIPO DE COMUNICACIÓN Y COMPUTACIÓN / RENTAS CEDIDAS | 18,000,000.00 | (780,700.00) | 17,219,300.00 | 17,219,300.00 | 17,219,300.00 | 00.00 | 17,219,300.00 | 17,219,300.00 | 00.00 | 17,219,300.00 | 00.00 |
| 10204005004 | SERVICIO DE CAFETERÍA Y | 21,000,000.00 | (7,350,000.00) | 13,650,000.00 | 13,650,000.00 | 8,356,740.00 | 5,293,260.00 | 8,314,140.00 | 7,547,490.00 | 766,650.00 | 8,314,140.00 | 00.00 |
| 10204005004 | SERVICIO DE CAFETERÍA Y RESTAURANTE / RENTAS CEDIDAS | 21,000,000.00 | (7,350,000.00) | 13,650,000.00 | 13,650,000.00 | 8,356,740.00 | 5,293,260.00 | 8,314,140.00 | 7,547,490.00 | 766,650.00 | 8,314,140.00 | 00.00 |
| 10204005005 | SERVICIO DE SEGURIDAD Y | 211,199,420.00 | 211,200,000.00 | 422,399,420.00 | 420,919,278.00 | 420,919,278.00 | 00.00 | 341,208,482.00 | 252,649,800.00 | 88,558,682.00 | 341,208,482.00 | 00.00 |
| 10204005005 | SERVICIO DE SEGURIDAD Y VIGILANCIA / RENTAS CEDIDAS | 211,199,420.00 | 211,200,000.00 | 422,399,420.00 | 420,919,278.00 | 420,919,278.00 | 00.00 | 341,208,482.00 | 252,649,800.00 | 88,558,682.00 | 341,208,482.00 | 00.00 |
| 10204005006 | MANTENIMIENTO DE OTROS | 00.00 | 00.00 | 00.00 | 00.00 | 00.00 | 00.00 | 00.00 | 00.00 | 00.00 | 00.00 | 00.00 |
| 10204005007 | MANTENIMIENTO DE SOFTWARE | 72,000,000.00 | 13,781,840.00 | 85,781,840.00 | 85,781,840.00 | 85,781,840.00 | 00.00 | 51,951,840.00 | 20,085,000.00 | 20,085,000.00 | 40,170,000.00 | 11,781,840.00 |
| 10204005007 | MANTENIMIENTO DE SOFTWARE / RENTAS CEDIDAS | 72,000,000.00 | 13,781,840.00 | 85,781,840.00 | 85,781,840.00 | 85,781,840.00 | 00.00 | 51,951,840.00 | 20,085,000.00 | 20,085,000.00 | 40,170,000.00 | 11,781,840.00 |
| 10204006 | COMUNICACIÓN Y TRANSPORTE | 123,500,000.00 | (8,737,220.00) | 114,762,780.00 | 114,762,780.00 | 110,135,565.00 | 4,627,215.00 | 80,902,105.00 | 4,452,365.00 | 645,200.00 | 5,097,565.00 | 75,804,540.00 |
| 10204006001 | CORREO | 6,000,000.00 | (6,000,000.00) | 00.00 | 00.00 | 00.00 | 00.00 | 00.00 | 00.00 | 00.00 | 00.00 | 00.00 |
| 10204006001 | CORREO / RENTAS CEDIDAS | 6,000,000.00 | (6,000,000.00) | 00.00 | 00.00 | 00.00 | 00.00 | 00.00 | 00.00 | 00.00 | 00.00 | 00.00 |
| 10204006002 | SERVICIO DE TRANSMISIÓN DE | 105,000,000.00 | 00.00 | 105,000,000.00 | 105,000,000.00 | 105,000,000.00 | 00.00 | 75,804,540.00 | 00.00 | 00.00 | 00.00 | 75,804,540.00 |
| 10204006002 | SERVICIO DE TRANSMISIÓN DE INFORMACIÓN / RENTAS CEDIDAS | 105,000,000.00 | 00.00 | 105,000,000.00 | 105,000,000.00 | 105,000,000.00 | 00.00 | 75,804,540.00 | 00.00 | 00.00 | 00.00 | 75,804,540.00 |
| 10204006003 | OTROS COMUNICACIONES Y | 12,500,000.00 | (2,737,220.00) | 9,762,780.00 | 9,762,780.00 | 5,135,565.00 | 4,627,215.00 | 5,097,565.00 | 4,452,365.00 | 645,200.00 | 5,097,565.00 | 00.00 |
| 10204006003 | OTROS COMUNICACIONES Y TRANSPORTE / RENTAS CEDIDAS | 12,500,000.00 | (2,737,220.00) | 9,762,780.00 | 9,762,780.00 | 5,135,565.00 | 4,627,215.00 | 5,097,565.00 | 4,452,365.00 | 645,200.00 | 5,097,565.00 | 00.00 |
| 10204007 | IMPRESOS Y PUBLICACIONES | 5,000,000.00 | (1,560,300.00) | 3,439,700.00 | 3,439,700.00 | 1,344,535.00 | 2,095,165.00 | 1,344,535.00 | 964,500.00 | 380,035.00 | 1,344,535.00 | 00.00 |
| 10204007002 | OTROS GASTOS POR IMPRESOS Y PUBLICACIONES | 5,000,000.00 | (1,560,300.00) | 3,439,700.00 | 3,439,700.00 | 1,344,535.00 | 2,095,165.00 | 1,344,535.00 | 964,500.00 | 380,035.00 | 1,344,535.00 | 00.00 |
| 10204007002 | OTROS GASTOS POR IMPRESOS Y PUBLICACIONES / RENTAS CEDIDAS | 5,000,000.00 | (1,560,300.00) | 3,439,700.00 | 3,439,700.00 | 1,344,535.00 | 2,095,165.00 | 1,344,535.00 | 964,500.00 | 380,035.00 | 1,344,535.00 | 00.00 |
| 10204008 | SERVICIOS PÚBLICOS | 221,949,592.00 | 00.00 | 221,949,592.00 | 167,884,143.00 | 167,884,143.00 | 00.00 | 167,884,143.00 | 148,428,810.00 | 19,455,333.00 | 167,884,143.00 | 00.00 |
| 10204008001 | ACUEDUCTO Y ALCANTARILLADO | 46,825,841.00 | 00.00 | 46,825,841.00 | 23,203,250.00 | 23,203,250.00 | 00.00 | 23,203,250.00 | 19,743,846.00 | 3,459,404.00 | 23,203,250.00 | 00.00 |
| 10204008001 | ACUEDUCTO Y ALCANTARILLADO / RENTAS CEDIDAS | 46,825,841.00 | 00.00 | 46,825,841.00 | 23,203,250.00 | 23,203,250.00 | 00.00 | 23,203,250.00 | 19,743,846.00 | 3,459,404.00 | 23,203,250.00 | 00.00 |
| 10204008002 | ENERGIA | 139,943,905.00 | 00.00 | 139,943,905.00 | 121,206,550.00 | 121,206,550.00 | 00.00 | 121,206,550.00 | 107,190,047.00 | 14,016,503.00 | 121,206,550.00 | 00.00 |
| 10204008002 | ENERGIA / RENTAS CEDIDAS | 139,943,905.00 | 00.00 | 139,943,905.00 | 121,206,550.00 | 121,206,550.00 | 00.00 | 121,206,550.00 | 107,190,047.00 | 14,016,503.00 | 121,206,550.00 | 00.00 |
| 10204008003 | TELEFONIA MOVIL CELULAR | 4,710,396.00 | 00.00 | 4,710,396.00 | 3,409,626.00 | 3,409,626.00 | 00.00 | 3,409,626.00 | 3,169,626.00 | 240,000.00 | 3,409,626.00 | 00.00 |

EJECUCION PRESUPUESTAL DE GASTOS
CORRESPONDIENTE AL MES DE NOVIEMBRE DE 2020

| RUBRO | DESCRIPCION | APROPICIACION INICIAL | MODIFICACIONES | APROPICIACION VIGENTE | DISPONIBILIDADES | COMPROMISOS | DISPONIBILIDADES ABIERTAS | OBLIGACIONES | PAGOS ANTERIORES | PAGOS DEL MES | PAGOS ACUMULADOS | OBLIGACIONES POR PAGAR |
|--------------|---|-----------------------|----------------|-----------------------|------------------|----------------|---------------------------|----------------|------------------|---------------|------------------|------------------------|
| | | 1 | 2 | 3 | 4 | 5 | 6= (4-5) | 7 | 8 | 9 | 10 = (8+9) | 11=(7-10) |
| 210204008003 | TELEFONIA MOVIL CELULAR / RENTAS CEDIDAS | 4,710,396.00 | 00.00 | 4,710,396.00 | 3,409,626.00 | 3,409,626.00 | 00.00 | 3,409,626.00 | 3,169,626.00 | 240,000.00 | 3,409,626.00 | 00.00 |
| 210204008004 | TELÉFONO FAX Y OTROS | 23,386,803.00 | 00.00 | 23,386,803.00 | 13,196,420.00 | 13,196,420.00 | 00.00 | 13,196,420.00 | 12,131,218.00 | 1,065,202.00 | 13,196,420.00 | 00.00 |
| 210204008004 | TELÉFONO FAX Y OTROS / RENTAS CEDIDAS | 23,386,803.00 | 00.00 | 23,386,803.00 | 13,196,420.00 | 13,196,420.00 | 00.00 | 13,196,420.00 | 12,131,218.00 | 1,065,202.00 | 13,196,420.00 | 00.00 |
| 210204008005 | OTROS SERVICIOS PÚBLICOS | 7,082,647.00 | 00.00 | 7,082,647.00 | 6,868,297.00 | 6,868,297.00 | 00.00 | 6,868,297.00 | 6,194,073.00 | 674,224.00 | 6,868,297.00 | 00.00 |
| 210204008005 | OTROS SERVICIOS PÚBLICOS / RENTAS CEDIDAS | 7,082,647.00 | 00.00 | 7,082,647.00 | 6,868,297.00 | 6,868,297.00 | 00.00 | 6,868,297.00 | 6,194,073.00 | 674,224.00 | 6,868,297.00 | 00.00 |
| 210204009 | SEGUROS | 244,231,028.00 | 7,000,000.00 | 251,231,028.00 | 243,707,717.00 | 237,680,607.00 | 6,027,110.00 | 223,111,456.00 | 221,354,056.00 | 1,757,400.00 | 223,111,456.00 | 00.00 |
| 210204009001 | SEGURO DE VIDA | 00.00 | 00.00 | 00.00 | 00.00 | 00.00 | 00.00 | 00.00 | 00.00 | 00.00 | 00.00 | 00.00 |
| 210204009002 | SEGURO DE RESPONSABILIDAD CIVIL | 00.00 | 00.00 | 00.00 | 00.00 | 00.00 | 00.00 | 00.00 | 00.00 | 00.00 | 00.00 | 00.00 |
| 210204009003 | OTROS SEGUROS | 244,231,028.00 | 7,000,000.00 | 251,231,028.00 | 243,707,717.00 | 237,680,607.00 | 6,027,110.00 | 223,111,456.00 | 221,354,056.00 | 1,757,400.00 | 223,111,456.00 | 00.00 |
| 210204009003 | OTROS SEGUROS / RENTAS CEDIDAS | 244,231,028.00 | 7,000,000.00 | 251,231,028.00 | 243,707,717.00 | 237,680,607.00 | 6,027,110.00 | 223,111,456.00 | 221,354,056.00 | 1,757,400.00 | 223,111,456.00 | 00.00 |
| 210204010 | ARRENDAMIENTOS | 12,200,000.00 | (4,900,000.00) | 7,300,000.00 | 7,300,000.00 | 1,842,000.00 | 5,458,000.00 | 1,842,000.00 | 1,770,500.00 | 71,500.00 | 1,842,000.00 | 00.00 |
| 210204010001 | ARRENDAMIENTOS BIENES INMUEBLES | 5,200,000.00 | (1,500,000.00) | 3,700,000.00 | 3,700,000.00 | 903,500.00 | 2,796,500.00 | 903,500.00 | 872,000.00 | 31,500.00 | 903,500.00 | 00.00 |
| 210204010001 | ARRENDAMIENTOS BIENES INMUEBLES / RENTAS CEDIDAS | 5,200,000.00 | (1,500,000.00) | 3,700,000.00 | 3,700,000.00 | 903,500.00 | 2,796,500.00 | 903,500.00 | 872,000.00 | 31,500.00 | 903,500.00 | 00.00 |
| 210204010002 | ARRENDAMIENTO DE BIENES | 7,000,000.00 | (3,400,000.00) | 3,600,000.00 | 3,600,000.00 | 938,500.00 | 2,661,500.00 | 938,500.00 | 898,500.00 | 40,000.00 | 938,500.00 | 00.00 |
| 210204010002 | ARRENDAMIENTO DE BIENES MUEBLES / RENTAS CEDIDAS | 7,000,000.00 | (3,400,000.00) | 3,600,000.00 | 3,600,000.00 | 938,500.00 | 2,661,500.00 | 938,500.00 | 898,500.00 | 40,000.00 | 938,500.00 | 00.00 |
| 210204011 | VIÁTICOS Y GASTOS DE VIAJE | 63,500,000.00 | 58,543,634.00 | 122,043,634.00 | 24,582,400.00 | 19,448,700.00 | 5,133,700.00 | 19,448,700.00 | 18,615,100.00 | 833,600.00 | 19,448,700.00 | 00.00 |
| 210204011001 | VIÁTICOS Y GASTOS DE VIAJE AL INTERIOR | 63,500,000.00 | 58,543,634.00 | 122,043,634.00 | 24,582,400.00 | 19,448,700.00 | 5,133,700.00 | 19,448,700.00 | 18,615,100.00 | 833,600.00 | 19,448,700.00 | 00.00 |
| 210204011001 | VIÁTICOS Y GASTOS DE VIAJE AL INTERIOR / RENTAS CEDIDAS | 63,500,000.00 | 58,543,634.00 | 122,043,634.00 | 24,582,400.00 | 19,448,700.00 | 5,133,700.00 | 19,448,700.00 | 18,615,100.00 | 833,600.00 | 19,448,700.00 | 00.00 |
| 210204012 | GASTOS LEGALES | 4,000,000.00 | 00.00 | 4,000,000.00 | 1,820,000.00 | 363,000.00 | 1,457,000.00 | 363,000.00 | 352,528.00 | 10,472.00 | 363,000.00 | 00.00 |
| 210204012001 | GASTOS LEGALES | 4,000,000.00 | 00.00 | 4,000,000.00 | 1,820,000.00 | 363,000.00 | 1,457,000.00 | 363,000.00 | 352,528.00 | 10,472.00 | 363,000.00 | 00.00 |
| 210204012001 | GASTOS LEGALES / RENTAS CEDIDAS | 4,000,000.00 | 00.00 | 4,000,000.00 | 1,820,000.00 | 363,000.00 | 1,457,000.00 | 363,000.00 | 352,528.00 | 10,472.00 | 363,000.00 | 00.00 |
| 210204013 | CAPACITACIÓN BIENESTAR | 344,203,436.00 | 15,796,564.00 | 360,000,000.00 | 162,313,684.00 | 162,313,684.00 | 00.00 | 50,754,922.00 | 46,959,122.00 | 3,795,800.00 | 50,754,922.00 | 00.00 |
| 210204013001 | SERVICIOS DE BIENESTAR SOCIAL | 309,203,436.00 | 10,796,564.00 | 320,000,000.00 | 152,633,409.00 | 152,633,409.00 | 00.00 | 41,074,647.00 | 41,074,647.00 | 00.00 | 41,074,647.00 | 00.00 |
| 210204013001 | SERVICIOS DE BIENESTAR SOCIAL / RENTAS CEDIDAS | 309,203,436.00 | 10,796,564.00 | 320,000,000.00 | 152,633,409.00 | 152,633,409.00 | 00.00 | 41,074,647.00 | 41,074,647.00 | 00.00 | 41,074,647.00 | 00.00 |
| 210204013002 | SERVICIOS DE CAPACITACIÓN | 35,000,000.00 | 5,000,000.00 | 40,000,000.00 | 9,680,275.00 | 9,680,275.00 | 00.00 | 9,680,275.00 | 5,884,475.00 | 3,795,800.00 | 9,680,275.00 | 00.00 |
| 210204013002 | SERVICIOS DE CAPACITACIÓN / RENTAS CEDIDAS | 35,000,000.00 | 5,000,000.00 | 40,000,000.00 | 9,680,275.00 | 9,680,275.00 | 00.00 | 9,680,275.00 | 5,884,475.00 | 3,795,800.00 | 9,680,275.00 | 00.00 |
| 210204014 | GASTOS FINANCIEROS | 3,000,000.00 | 15,000,000.00 | 18,000,000.00 | 10,502,004.19 | 10,502,004.19 | 00.00 | 10,502,004.19 | 10,363,418.19 | 138,586.00 | 10,502,004.19 | 00.00 |
| 210204014001 | COMISIONES BANCARIAS | 3,000,000.00 | 15,000,000.00 | 18,000,000.00 | 10,502,004.19 | 10,502,004.19 | 00.00 | 10,502,004.19 | 10,363,418.19 | 138,586.00 | 10,502,004.19 | 00.00 |
| 210204014001 | COMISIONES BANCARIAS / RENTAS CEDIDAS | 3,000,000.00 | 15,000,000.00 | 18,000,000.00 | 10,502,004.19 | 10,502,004.19 | 00.00 | 10,502,004.19 | 10,363,418.19 | 138,586.00 | 10,502,004.19 | 00.00 |
| 210204015 | OTROS GASTOS POR | 42,122,339.00 | 1,895,505.00 | 44,017,844.00 | 41,687,275.00 | 14,349,048.00 | 27,338,227.00 | 690,000.00 | 690,000.00 | 00.00 | 690,000.00 | 00.00 |
| 210204015002 | SALUD OCUPACIONAL | 42,122,339.00 | 1,895,505.00 | 44,017,844.00 | 41,687,275.00 | 14,349,048.00 | 27,338,227.00 | 690,000.00 | 690,000.00 | 00.00 | 690,000.00 | 00.00 |
| 210204015002 | SALUD OCUPACIONAL / RENTAS CEDIDAS | 42,122,339.00 | 1,895,505.00 | 44,017,844.00 | 41,687,275.00 | 14,349,048.00 | 27,338,227.00 | 690,000.00 | 690,000.00 | 00.00 | 690,000.00 | 00.00 |
| 210204016 | OTROS GASTOS POR | 1,000,000.00 | 00.00 | 1,000,000.00 | 00.00 | 00.00 | 00.00 | 00.00 | 00.00 | 00.00 | 00.00 | 00.00 |
| 210204016002 | AVALUO | 1,000,000.00 | 00.00 | 1,000,000.00 | 00.00 | 00.00 | 00.00 | 00.00 | 00.00 | 00.00 | 00.00 | 00.00 |

Jo

EJECUCION PRESUPUESTAL DE GASTOS
CORRESPONDIENTE AL MES DE NOVIEMBRE DE 2020

| RUBRO | DESCRIPCION | APROPIACION INICIAL | MODIFICACIONES | APROPIACION VIGENTE | DISPONIBILIDADES | COMPROMISOS | DISPONIBILIDADES ABIERTAS | OBLIGACIONES | PAGOS ANTERIORES | PAGOS DEL MES | PAGOS ACUMULADOS | OBLIGACIONES POR PAGAR |
|--------------|---|---------------------|------------------|---------------------|-------------------|-------------------|---------------------------|-------------------|-------------------|----------------|-------------------|------------------------|
| | | 1 | 2 | 3 | 4 | 5 | 6= (4-5) | 7 | 8 | 9 | 10 = (8+9) | 11=(7-10) |
| 210204016002 | AVALUO / RENTAS CEDIDAS | 1,000,000.00 | 00.00 | 1,000,000.00 | 00.00 | 00.00 | 00.00 | 00.00 | 00.00 | 00.00 | 00.00 | 00.00 |
| 2103 | TRANSFERENCIAS | 668,070,875.00 | 1,141,287,858.00 | 1,809,358,733.00 | 174,155,211.00 | 174,155,211.00 | 00.00 | 174,155,211.00 | 158,596,999.00 | 15,558,212.00 | 174,155,211.00 | 00.00 |
| 210301 | CORRIENTES AL SECTOR PÚBLICO | 30,991,394.00 | 22,000,000.00 | 52,991,394.00 | 52,838,631.00 | 52,838,631.00 | 00.00 | 52,838,631.00 | 52,838,631.00 | 00.00 | 52,838,631.00 | 00.00 |
| 210301001 | CONTRALORÍA DEPARTAMENTAL | 30,991,394.00 | 22,000,000.00 | 52,991,394.00 | 52,838,631.00 | 52,838,631.00 | 00.00 | 52,838,631.00 | 52,838,631.00 | 00.00 | 52,838,631.00 | 00.00 |
| 210301001 | CONTRALORÍA DEPARTAMENTAL / RENTAS CEDIDAS | 30,991,394.00 | 22,000,000.00 | 52,991,394.00 | 52,838,631.00 | 52,838,631.00 | 00.00 | 52,838,631.00 | 52,838,631.00 | 00.00 | 52,838,631.00 | 00.00 |
| 210301002 | DEVOLUCIONES | 00.00 | 00.00 | 00.00 | 00.00 | 00.00 | 00.00 | 00.00 | 00.00 | 00.00 | 00.00 | 00.00 |
| 210302 | DE CAPITAL | 00.00 | 00.00 | 00.00 | 00.00 | 00.00 | 00.00 | 00.00 | 00.00 | 00.00 | 00.00 | 00.00 |
| 210303 | DE PREVISIÓN Y SEGURIDAD SOCIAL | 630,579,481.00 | 1,118,487,858.00 | 1,749,067,339.00 | 121,316,580.00 | 121,316,580.00 | 00.00 | 121,316,580.00 | 105,758,368.00 | 15,558,212.00 | 121,316,580.00 | 00.00 |
| 21030301 | DE PREVISION Y SEGURIDAD SOCIAL | 630,579,481.00 | 1,118,487,858.00 | 1,749,067,339.00 | 121,316,580.00 | 121,316,580.00 | 00.00 | 121,316,580.00 | 105,758,368.00 | 15,558,212.00 | 121,316,580.00 | 00.00 |
| 21030301001 | PENSIONES DE JUBILACIÓN | 123,226,701.00 | 00.00 | 123,226,701.00 | 101,128,378.00 | 101,128,378.00 | 00.00 | 101,128,378.00 | 85,570,166.00 | 15,558,212.00 | 101,128,378.00 | 00.00 |
| 21030301001 | PENSIONES DE JUBILACIÓN / RENTAS CEDIDAS | 123,226,701.00 | 00.00 | 123,226,701.00 | 101,128,378.00 | 101,128,378.00 | 00.00 | 101,128,378.00 | 85,570,166.00 | 15,558,212.00 | 101,128,378.00 | 00.00 |
| 21030301002 | CUOTAS PARTES PENSIONALES | 306,163,499.00 | 862,395,317.00 | 1,168,558,816.00 | 00.00 | 00.00 | 00.00 | 00.00 | 00.00 | 00.00 | 00.00 | 00.00 |
| 21030301002 | CUOTAS PARTES PENSIONALES / RENTAS CEDIDAS | 306,163,499.00 | (304,000,000.00) | 2,163,499.00 | 00.00 | 00.00 | 00.00 | 00.00 | 00.00 | 00.00 | 00.00 | 00.00 |
| 21030301002 | CUOTAS PARTES PENSIONALES / RECURSOS PROPIOS | 00.00 | 1,166,395,317.00 | 1,166,395,317.00 | 00.00 | 00.00 | 00.00 | 00.00 | 00.00 | 00.00 | 00.00 | 00.00 |
| 21030301004 | INTERESES DE CESANTIAS | 19,189,281.00 | 629,041.00 | 19,818,322.00 | 838,657.00 | 838,657.00 | 00.00 | 838,657.00 | 838,657.00 | 00.00 | 838,657.00 | 00.00 |
| 21030301004 | INTERESES DE CESANTIAS / RENTAS CEDIDAS | 19,189,281.00 | 629,041.00 | 19,818,322.00 | 838,657.00 | 838,657.00 | 00.00 | 838,657.00 | 838,657.00 | 00.00 | 838,657.00 | 00.00 |
| 21030301004 | INTERESES DE CESANTIAS / S.G.P. CSF | 00.00 | 00.00 | 00.00 | 00.00 | 00.00 | 00.00 | 00.00 | 00.00 | 00.00 | 00.00 | 00.00 |
| 21030301005 | AUXILIO FUNERARIO | 10,000,000.00 | 00.00 | 10,000,000.00 | 00.00 | 00.00 | 00.00 | 00.00 | 00.00 | 00.00 | 00.00 | 00.00 |
| 21030301005 | AUXILIO FUNERARIO / RENTAS CEDIDAS | 10,000,000.00 | 00.00 | 10,000,000.00 | 00.00 | 00.00 | 00.00 | 00.00 | 00.00 | 00.00 | 00.00 | 00.00 |
| 21030301006 | FONDOS ADMINISTRADORES DE | 160,000,000.00 | 255,463,500.00 | 415,463,500.00 | 19,349,545.00 | 19,349,545.00 | 00.00 | 19,349,545.00 | 19,349,545.00 | 00.00 | 19,349,545.00 | 00.00 |
| 21030301006 | FONDOS ADMINISTRADORES DE CESANTIAS PRIVADOS / RENTAS CEDIDAS | 160,000,000.00 | 5,463,500.00 | 165,463,500.00 | 19,349,545.00 | 19,349,545.00 | 00.00 | 19,349,545.00 | 19,349,545.00 | 00.00 | 19,349,545.00 | 00.00 |
| 21030301006 | FONDOS ADMINISTRADORES DE CESANTIAS PRIVADOS / RECURSOS PROPIOS | 00.00 | 250,000,000.00 | 250,000,000.00 | 00.00 | 00.00 | 00.00 | 00.00 | 00.00 | 00.00 | 00.00 | 00.00 |
| 21030301007 | FONDOS ADMINISTRADORES | 12,000,000.00 | 00.00 | 12,000,000.00 | 00.00 | 00.00 | 00.00 | 00.00 | 00.00 | 00.00 | 00.00 | 00.00 |
| 21030301007 | FONDOS ADMINISTRADORES DECESANTIAS PUBLICOS / RENTAS CEDIDAS | 12,000,000.00 | 00.00 | 12,000,000.00 | 00.00 | 00.00 | 00.00 | 00.00 | 00.00 | 00.00 | 00.00 | 00.00 |
| 210304 | OTRAS TRANSFERENCIAS | 6,500,000.00 | 800,000.00 | 7,300,000.00 | 00.00 | 00.00 | 00.00 | 00.00 | 00.00 | 00.00 | 00.00 | 00.00 |
| 21030401 | SENTENCIAS Y CONCILIACIONES | 6,500,000.00 | 800,000.00 | 7,300,000.00 | 00.00 | 00.00 | 00.00 | 00.00 | 00.00 | 00.00 | 00.00 | 00.00 |
| 21030401 | SENTENCIAS Y CONCILIACIONES / RENTAS CEDIDAS | 6,500,000.00 | 800,000.00 | 7,300,000.00 | 00.00 | 00.00 | 00.00 | 00.00 | 00.00 | 00.00 | 00.00 | 00.00 |
| 22 | SERVICIO A LA DEUDA | 00.00 | 00.00 | 00.00 | 00.00 | 00.00 | 00.00 | 00.00 | 00.00 | 00.00 | 00.00 | 00.00 |
| 2201 | OBLIGACIONES CONTINGENTES | 00.00 | 00.00 | 00.00 | 00.00 | 00.00 | 00.00 | 00.00 | 00.00 | 00.00 | 00.00 | 00.00 |
| 23 | GASTOS DE INVERSIÓN | 11,141,842,790.00 | 9,246,990,455.00 | 20,388,833,245.00 | 18,549,532,760.00 | 18,298,412,245.00 | 251,120,515.00 | 16,646,111,273.54 | 14,458,018,809.01 | 799,692,464.53 | 15,257,711,273.54 | 1,388,400,000.00 |
| 2301 | GASTOS DE PERSONAL | 5,500,537,116.00 | (99,755,439.00) | 5,400,781,677.00 | 4,090,980,922.00 | 4,083,818,794.00 | 7,162,128.00 | 4,083,818,794.00 | 3,483,022,296.00 | 600,796,498.00 | 4,083,818,794.00 | 00.00 |
| 230101 | SERVICIOS PERSONALES ASOCIADOS A NÓMINA (OPE) | 4,151,928,099.00 | (160,315,506.00) | 3,991,612,593.00 | 3,306,468,724.00 | 3,299,306,596.00 | 7,162,128.00 | 3,299,306,596.00 | 2,775,372,762.00 | 523,933,834.00 | 3,299,306,596.00 | 00.00 |

EJECUCION PRESUPUESTAL DE GASTOS
CORRESPONDIENTE AL MES DE NOVIEMBRE DE 2020

| RUBRO | DESCRIPCION | APROPIACION INICIAL | MODIFICACIONES | APROPIACION VIGENTE | DISPONIBILIDADES | COMPROMISOS | DISPONIBILIDADES ABIERTAS | OBLIGACIONES | PAGOS ANTERIORES | PAGOS DEL MES | PAGOS ACUMULADOS | OBLIGACIONES POR PAGAR |
|-------------|---|---------------------|------------------|---------------------|------------------|------------------|---------------------------|------------------|------------------|----------------|------------------|------------------------|
| | | 1 | 2 | 3 | 4 | 5 | 6= (4-5) | 7 | 8 | 9 | 10 = (8+9) | 11=(7-10) |
| 23010101 | SUELDOS DE PERSONAL DE NOMINA | 3,123,154,458.00 | (215,712,367.00) | 2,907,442,091.00 | 2,590,604,687.00 | 2,584,406,308.00 | 6,198,379.00 | 2,584,406,308.00 | 2,344,465,900.00 | 239,940,408.00 | 2,584,406,308.00 | 00.00 |
| 23010101001 | SUELDOS | 3,123,154,458.00 | (215,712,367.00) | 2,907,442,091.00 | 2,590,604,687.00 | 2,584,406,308.00 | 6,198,379.00 | 2,584,406,308.00 | 2,344,465,900.00 | 239,940,408.00 | 2,584,406,308.00 | 00.00 |
| 23010101001 | SUELDOS / MINPROTECCION ETV | 384,920,612.00 | (79,619,068.00) | 305,301,544.00 | 305,301,544.00 | 299,103,165.00 | 6,198,379.00 | 299,103,165.00 | 284,920,612.00 | 14,182,553.00 | 299,103,165.00 | 00.00 |
| 23010101001 | SUELDOS / S.G.P. CSF | 2,738,233,846.00 | (136,093,299.00) | 2,602,140,547.00 | 2,285,303,143.00 | 2,285,303,143.00 | 00.00 | 2,285,303,143.00 | 2,059,545,288.00 | 225,757,855.00 | 2,285,303,143.00 | 00.00 |
| 23010104 | PRIMA TÉCNICA | 30,223,737.00 | 880,303.00 | 31,104,040.00 | 27,390,699.00 | 27,390,699.00 | 00.00 | 27,390,699.00 | 24,820,214.00 | 2,570,485.00 | 27,390,699.00 | 00.00 |
| 23010104001 | PRIMA TÉCNICA SALARIAL | 30,223,737.00 | 880,303.00 | 31,104,040.00 | 27,390,699.00 | 27,390,699.00 | 00.00 | 27,390,699.00 | 24,820,214.00 | 2,570,485.00 | 27,390,699.00 | 00.00 |
| 23010104001 | PRIMA TÉCNICA SALARIAL / S.G.P. CSF | 30,223,737.00 | 880,303.00 | 31,104,040.00 | 27,390,699.00 | 27,390,699.00 | 00.00 | 27,390,699.00 | 24,820,214.00 | 2,570,485.00 | 27,390,699.00 | 00.00 |
| 23010105 | OTROS | 976,869,904.00 | 24,477,353.00 | 1,001,347,257.00 | 669,707,381.00 | 668,743,632.00 | 963,749.00 | 668,743,632.00 | 387,473,434.00 | 281,270,198.00 | 668,743,632.00 | 00.00 |
| 23010105001 | BONIFICACIÓN ESPECIAL DE RECREACIÓN | 17,350,858.00 | 719,459.00 | 18,070,317.00 | 15,501,609.00 | 15,501,609.00 | 00.00 | 15,501,609.00 | 14,354,288.00 | 1,147,321.00 | 15,501,609.00 | 00.00 |
| 23010105001 | BONIFICACIÓN ESPECIAL DE RECREACIÓN / MINPROTECCION ETV | 4,881,397.00 | 113,227.00 | 4,994,624.00 | 3,155,249.00 | 3,155,249.00 | 00.00 | 3,155,249.00 | 2,571,759.00 | 583,490.00 | 3,155,249.00 | 00.00 |
| 23010105001 | BONIFICACIÓN ESPECIAL DE RECREACIÓN / S.G.P. CSF | 12,469,461.00 | 606,232.00 | 13,075,693.00 | 12,346,360.00 | 12,346,360.00 | 00.00 | 12,346,360.00 | 11,782,529.00 | 563,831.00 | 12,346,360.00 | 00.00 |
| 23010105002 | BONIFICACION SERVICIOS | 123,798,061.00 | (62,010.00) | 123,736,051.00 | 74,485,132.00 | 74,485,132.00 | 00.00 | 74,485,132.00 | 68,734,576.00 | 5,750,556.00 | 74,485,132.00 | 00.00 |
| 23010105002 | BONIFICACION SERVICIOS PRESTADOS / MINPROTECCION ETV | 34,811,521.00 | 484,640.00 | 35,296,161.00 | 21,371,047.00 | 21,371,047.00 | 00.00 | 21,371,047.00 | 19,577,534.00 | 1,793,513.00 | 21,371,047.00 | 00.00 |
| 23010105002 | BONIFICACION SERVICIOS PRESTADOS / S.G.P. CSF | 88,986,540.00 | (546,650.00) | 88,439,890.00 | 53,114,085.00 | 53,114,085.00 | 00.00 | 53,114,085.00 | 49,157,042.00 | 3,957,043.00 | 53,114,085.00 | 00.00 |
| 23010105003 | SUBSIDIO ALIMENTACION | 36,527,088.00 | 1,040,254.00 | 37,567,342.00 | 30,554,370.00 | 30,316,417.00 | 237,953.00 | 30,316,417.00 | 27,617,503.00 | 2,698,914.00 | 30,316,417.00 | 00.00 |
| 23010105003 | SUBSIDIO ALIMENTACION / MINPROTECCION ETV | 21,760,818.00 | 448,109.00 | 22,208,927.00 | 18,275,919.00 | 18,037,966.00 | 237,953.00 | 18,037,966.00 | 16,330,433.00 | 1,707,533.00 | 18,037,966.00 | 00.00 |
| 23010105003 | SUBSIDIO ALIMENTACION / S.G.P. CSF | 14,766,270.00 | 592,145.00 | 15,358,415.00 | 12,278,451.00 | 12,278,451.00 | 00.00 | 12,278,451.00 | 11,287,070.00 | 991,381.00 | 12,278,451.00 | 00.00 |
| 23010105004 | AUXILIO DE TRANSPORTE | 56,367,829.00 | 2,270,610.00 | 58,638,439.00 | 47,697,592.00 | 47,327,318.00 | 370,274.00 | 47,327,318.00 | 43,127,444.00 | 4,199,874.00 | 47,327,318.00 | 00.00 |
| 23010105004 | AUXILIO DE TRANSPORTE / MINPROTECCION ETV | 33,580,834.00 | 978,109.00 | 34,558,943.00 | 28,549,588.00 | 28,179,314.00 | 370,274.00 | 28,179,314.00 | 25,522,251.00 | 2,657,063.00 | 28,179,314.00 | 00.00 |
| 23010105004 | AUXILIO DE TRANSPORTE / S.G.P. CSF | 22,786,995.00 | 1,292,501.00 | 24,079,496.00 | 19,148,004.00 | 19,148,004.00 | 00.00 | 19,148,004.00 | 17,605,193.00 | 1,542,811.00 | 19,148,004.00 | 00.00 |
| 23010105005 | PRIMA DE SERVICIO | 139,631,472.00 | 3,957,574.00 | 143,589,046.00 | 125,311,309.00 | 124,955,787.00 | 355,522.00 | 124,955,787.00 | 124,955,787.00 | 00.00 | 124,955,787.00 | 00.00 |
| 23010105005 | PRIMA DE SERVICIO / MINPROTECCION ETV | 40,366,861.00 | 933,399.00 | 41,300,260.00 | 31,221,028.00 | 30,865,506.00 | 355,522.00 | 30,865,506.00 | 30,865,506.00 | 00.00 | 30,865,506.00 | 00.00 |
| 23010105005 | PRIMA DE SERVICIO / S.G.P. CSF | 99,264,611.00 | 3,024,175.00 | 102,288,786.00 | 94,090,281.00 | 94,090,281.00 | 00.00 | 94,090,281.00 | 94,090,281.00 | 00.00 | 94,090,281.00 | 00.00 |
| 23010105006 | PRIMA DE VACACIONES | 148,347,805.00 | 4,002,968.00 | 152,350,773.00 | 110,459,034.00 | 110,459,034.00 | 00.00 | 110,459,034.00 | 100,433,389.00 | 10,025,645.00 | 110,459,034.00 | 00.00 |
| 23010105006 | PRIMA DE VACACIONES / MINPROTECCION ETV | 43,730,766.00 | 1,011,183.00 | 44,741,949.00 | 27,756,664.00 | 27,756,664.00 | 00.00 | 27,756,664.00 | 22,427,025.00 | 5,329,639.00 | 27,756,664.00 | 00.00 |
| 23010105006 | PRIMA DE VACACIONES / S.G.P. CSF | 104,617,039.00 | 2,991,785.00 | 107,608,824.00 | 82,702,370.00 | 82,702,370.00 | 00.00 | 82,702,370.00 | 78,006,364.00 | 4,696,006.00 | 82,702,370.00 | 00.00 |
| 23010105007 | PRIMA DE NAVIDAD | 315,215,319.00 | 8,590,924.00 | 323,806,243.00 | 265,698,335.00 | 265,698,335.00 | 00.00 | 265,698,335.00 | 8,250,447.00 | 257,447,888.00 | 265,698,335.00 | 00.00 |
| 23010105007 | PRIMA DE NAVIDAD / MINPROTECCION ETV | 91,423,911.00 | 2,136,103.00 | 93,560,014.00 | 68,259,961.00 | 68,259,961.00 | 00.00 | 68,259,961.00 | 2,641,190.00 | 65,618,771.00 | 68,259,961.00 | 00.00 |
| 23010105007 | PRIMA DE NAVIDAD / S.G.P. CSF | 223,791,408.00 | 6,454,821.00 | 230,246,229.00 | 197,438,374.00 | 197,438,374.00 | 00.00 | 197,438,374.00 | 5,609,257.00 | 191,829,117.00 | 197,438,374.00 | 00.00 |
| 23010105008 | PRIMAS EXTRA | 139,631,472.00 | 3,957,574.00 | 143,589,046.00 | 00.00 | 00.00 | 00.00 | 00.00 | 00.00 | 00.00 | 00.00 | 00.00 |
| 23010105008 | PRIMAS EXTRA / MINPROTECCION ETV | 40,366,861.00 | 933,399.00 | 41,300,260.00 | 00.00 | 00.00 | 00.00 | 00.00 | 00.00 | 00.00 | 00.00 | 00.00 |
| 23010105008 | PRIMAS EXTRA / S.G.P. CSF | 99,264,611.00 | 3,024,175.00 | 102,288,786.00 | 00.00 | 00.00 | 00.00 | 00.00 | 00.00 | 00.00 | 00.00 | 00.00 |
| 23010109 | HORAS EXTRAS DIAS FESTIVOS | 21,680,000.00 | 30,039,205.00 | 51,719,205.00 | 18,765,957.00 | 18,765,957.00 | 00.00 | 18,765,957.00 | 18,613,214.00 | 152,743.00 | 18,765,957.00 | 00.00 |

10

EJECUCION PRESUPUESTAL DE GASTOS
CORRESPONDIENTE AL MES DE NOVIEMBRE DE 2020

| RUBRO | DESCRIPCION | APROPIACION INICIAL | MODIFICACIONES | APROPIACION VIGENTE | DISPONIBILIDADES | COMPROMISOS | DISPONIBILIDADES ABIERTAS | OBLIGACIONES | PAGOS ANTERIORES | PAGOS DEL MES | PAGOS ACUMULADOS | OBLIGACIONES POR PAGAR |
|------------|---|---------------------|----------------|---------------------|------------------|----------------|---------------------------|----------------|------------------|---------------|------------------|------------------------|
| | | 1 | 2 | 3 | 4 | 5 | 6= (4-5) | 7 | 8 | 9 | 10 = (8+9) | 11=(7-10) |
| 3010109001 | RECARGOS NOCTURNOS Y FESTIVOS | 19,680,000.00 | 00.00 | 19,680,000.00 | 8,272,319.00 | 8,272,319.00 | 00.00 | 8,272,319.00 | 8,272,319.00 | 00.00 | 8,272,319.00 | 00.00 |
| 3010109001 | RECARGOS NOCTURNOS Y FESTIVOS / MINPROTECCION ETV | 19,680,000.00 | 00.00 | 19,680,000.00 | 8,272,319.00 | 8,272,319.00 | 00.00 | 8,272,319.00 | 8,272,319.00 | 00.00 | 8,272,319.00 | 00.00 |
| 3010109002 | INDEMNIZACIÓN POR | 2,000,000.00 | 30,039,205.00 | 32,039,205.00 | 10,493,638.00 | 10,493,638.00 | 00.00 | 10,493,638.00 | 10,340,895.00 | 152,743.00 | 10,493,638.00 | 00.00 |
| 3010109002 | INDEMNIZACIÓN POR VACACIONES / MINPROTECCION ETV | 1,000,000.00 | 10,800,000.00 | 11,800,000.00 | 7,156,936.00 | 7,156,936.00 | 00.00 | 7,156,936.00 | 7,004,193.00 | 152,743.00 | 7,156,936.00 | 00.00 |
| 3010109002 | INDEMNIZACIÓN POR VACACIONES / S.G.P. CSF | 1,000,000.00 | 19,239,205.00 | 20,239,205.00 | 3,336,702.00 | 3,336,702.00 | 00.00 | 3,336,702.00 | 3,336,702.00 | 00.00 | 3,336,702.00 | 00.00 |
| 30102 | SERVICIOS PERSONALES | 00.00 | 00.00 | 00.00 | 00.00 | 00.00 | 00.00 | 00.00 | 00.00 | 00.00 | 00.00 | 00.00 |
| 3010201 | GASTOS DE PERSONAL SUPERNUMERARIO | 00.00 | 00.00 | 00.00 | 00.00 | 00.00 | 00.00 | 00.00 | 00.00 | 00.00 | 00.00 | 00.00 |
| 3010202 | HONORARIOS | 00.00 | 00.00 | 00.00 | 00.00 | 00.00 | 00.00 | 00.00 | 00.00 | 00.00 | 00.00 | 00.00 |
| 3010203 | REMUNERACION POR SERVICIOS TECNICOS | 00.00 | 00.00 | 00.00 | 00.00 | 00.00 | 00.00 | 00.00 | 00.00 | 00.00 | 00.00 | 00.00 |
| 30105 | CONTRIBUCIONES INHERENTES A LA NOMINA SECTOR PRIVADO Y PÚBLICO | 1,348,609,017.00 | 60,560,067.00 | 1,409,169,084.00 | 784,512,198.00 | 784,512,198.00 | 00.00 | 784,512,198.00 | 707,649,534.00 | 76,862,664.00 | 784,512,198.00 | 00.00 |
| 3010501 | ADMINISTRADAS POR EL SECTOR PRIVADO | 815,790,297.00 | 40,233,419.00 | 856,023,716.00 | 415,022,298.00 | 415,022,298.00 | 00.00 | 415,022,298.00 | 375,294,634.00 | 39,727,664.00 | 415,022,298.00 | 00.00 |
| 3010501001 | CAJAS DE COMPENSACIÓN PRIVADAS | 155,290,297.00 | 5,104,418.00 | 160,394,715.00 | 116,643,600.00 | 116,643,600.00 | 00.00 | 116,643,600.00 | 106,513,600.00 | 10,130,000.00 | 116,643,600.00 | 00.00 |
| 3010501001 | CAJAS DE COMPENSACIÓN PRIVADAS / MINPROTECCION ETV | 52,055,102.00 | 2,125,781.00 | 54,180,883.00 | 28,810,200.00 | 28,810,200.00 | 00.00 | 28,810,200.00 | 25,992,200.00 | 2,818,000.00 | 28,810,200.00 | 00.00 |
| 3010501001 | CAJAS DE COMPENSACIÓN PRIVADAS / S.G.P. CSF | 103,235,195.00 | 2,978,637.00 | 106,213,832.00 | 87,833,400.00 | 87,833,400.00 | 00.00 | 87,833,400.00 | 80,521,400.00 | 7,312,000.00 | 87,833,400.00 | 00.00 |
| 3010501002 | FONDOS ADMINISTRADORES DE | 267,000,000.00 | 13,329,001.00 | 280,329,001.00 | 9,175,298.00 | 9,175,298.00 | 00.00 | 9,175,298.00 | 8,983,934.00 | 191,364.00 | 9,175,298.00 | 00.00 |
| 3010501002 | FONDOS ADMINISTRADORES DE CESANTIAS PRIVADOS / MINPROTECCION ETV | 92,000,000.00 | 8,000,000.00 | 100,000,000.00 | 3,085,150.00 | 3,085,150.00 | 00.00 | 3,085,150.00 | 2,893,786.00 | 191,364.00 | 3,085,150.00 | 00.00 |
| 3010501002 | FONDOS ADMINISTRADORES DE CESANTIAS PRIVADOS / S.G.P. CSF | 175,000,000.00 | 5,329,001.00 | 180,329,001.00 | 6,090,148.00 | 6,090,148.00 | 00.00 | 6,090,148.00 | 6,090,148.00 | 00.00 | 6,090,148.00 | 00.00 |
| 3010501003 | FONDOS ADMINISTRADORES DE | 117,000,000.00 | 5,000,000.00 | 122,000,000.00 | 75,908,500.00 | 75,908,500.00 | 00.00 | 75,908,500.00 | 68,045,300.00 | 7,863,200.00 | 75,908,500.00 | 00.00 |
| 3010501003 | FONDOS ADMINISTRADORES DE PENSIONES PRIVADOS / MINPROTECCION ETV | 33,000,000.00 | 2,000,000.00 | 35,000,000.00 | 20,410,100.00 | 20,410,100.00 | 00.00 | 20,410,100.00 | 18,550,700.00 | 1,859,400.00 | 20,410,100.00 | 00.00 |
| 3010501003 | FONDOS ADMINISTRADORES DE PENSIONES PRIVADOS / S.G.P. CSF | 84,000,000.00 | 3,000,000.00 | 87,000,000.00 | 55,498,400.00 | 55,498,400.00 | 00.00 | 55,498,400.00 | 49,494,600.00 | 6,003,800.00 | 55,498,400.00 | 00.00 |
| 3010501004 | EMPRESAS PRIVADAS | 219,500,000.00 | 8,000,000.00 | 227,500,000.00 | 176,350,500.00 | 176,350,500.00 | 00.00 | 176,350,500.00 | 159,136,900.00 | 17,213,600.00 | 176,350,500.00 | 00.00 |
| 3010501004 | EMPRESAS PRIVADAS PROMOTORAS DE SALUD / MINPROTECCION ETV | 50,500,000.00 | 4,500,000.00 | 55,000,000.00 | 48,453,300.00 | 48,453,300.00 | 00.00 | 48,453,300.00 | 44,426,100.00 | 4,027,200.00 | 48,453,300.00 | 00.00 |
| 3010501004 | EMPRESAS PRIVADAS PROMOTORAS DE SALUD / S.G.P. CSF | 169,000,000.00 | 3,500,000.00 | 172,500,000.00 | 127,897,200.00 | 127,897,200.00 | 00.00 | 127,897,200.00 | 114,710,800.00 | 13,186,400.00 | 127,897,200.00 | 00.00 |
| 3010501005 | ADMINISTRADORAS PRIVADAS DE APORTES PARA ACCIDENTES DE TRABAJO Y ENFERMEDADES | 57,000,000.00 | 8,800,000.00 | 65,800,000.00 | 36,944,400.00 | 36,944,400.00 | 00.00 | 36,944,400.00 | 32,614,900.00 | 4,329,500.00 | 36,944,400.00 | 00.00 |
| 3010501005 | ADMINISTRADORAS PRIVADAS DE APORTES PARA ACCIDENTES DE TRABAJO Y ENFERMEDADES PROFESIONALES / MINPR | 25,000,000.00 | 4,800,000.00 | 29,800,000.00 | 12,741,200.00 | 12,741,200.00 | 00.00 | 12,741,200.00 | 11,495,100.00 | 1,246,100.00 | 12,741,200.00 | 00.00 |

EJECUCION PRESUPUESTAL DE GASTOS
CORRESPONDIENTE AL MES DE NOVIEMBRE DE 2020

| RUBRO | DESCRIPCION | APROPIACION INICIAL | MODIFICACIONES | APROPIACION VIGENTE | DISPONIBILIDADES | COMPROMISOS | DISPONIBILIDADES ABIERTAS | OBLIGACIONES | PAGOS ANTERIORES | PAGOS DEL MES | PAGOS ACUMULADOS | OBLIGACIONES POR PAGAR |
|-------------|---|---------------------|----------------|---------------------|------------------|----------------|---------------------------|----------------|------------------|---------------|------------------|------------------------|
| | | 1 | 2 | 3 | 4 | 5 | 6= (4-5) | 7 | 8 | 9 | 10 = (8+9) | 11=(7-10) |
| 23010501005 | ADMINISTRADORAS PRIVADAS DE APORTES PARA ACCIDENTES DE TRABAJO Y ENFERMEDADES PROFESIONALES / S.G.P | 32,000,000.00 | 4,000,000.00 | 36,000,000.00 | 24,203,200.00 | 24,203,200.00 | 00.00 | 24,203,200.00 | 21,119,800.00 | 3,083,400.00 | 24,203,200.00 | 00.00 |
| 23010502 | ADMINISTRADAS POR EL SECTOR | 532,818,720.00 | 20,326,648.00 | 553,145,368.00 | 369,489,900.00 | 369,489,900.00 | 00.00 | 369,489,900.00 | 332,354,900.00 | 37,135,000.00 | 369,489,900.00 | 00.00 |
| 23010502002 | APORTES AL ICBF | 116,381,888.00 | 3,745,342.00 | 120,127,230.00 | 87,496,700.00 | 87,496,700.00 | 00.00 | 87,496,700.00 | 79,898,000.00 | 7,598,700.00 | 87,496,700.00 | 00.00 |
| 23010502002 | APORTES AL ICBF / MINPROTECCION ETV | 38,955,491.00 | 1,511,365.00 | 40,466,856.00 | 21,612,000.00 | 21,612,000.00 | 00.00 | 21,612,000.00 | 19,498,400.00 | 2,113,600.00 | 21,612,000.00 | 00.00 |
| 23010502002 | APORTES AL ICBF / S.G.P. CSF | 77,426,397.00 | 2,233,977.00 | 79,660,374.00 | 65,884,700.00 | 65,884,700.00 | 00.00 | 65,884,700.00 | 60,399,600.00 | 5,485,100.00 | 65,884,700.00 | 00.00 |
| 23010502003 | APORTES AL SENA | 80,436,832.00 | 2,081,306.00 | 82,518,138.00 | 58,354,900.00 | 58,354,900.00 | 00.00 | 58,354,900.00 | 53,287,800.00 | 5,067,100.00 | 58,354,900.00 | 00.00 |
| 23010502003 | APORTES AL SENA / MINPROTECCION ETV | 26,436,832.00 | 591,988.00 | 27,028,820.00 | 14,414,500.00 | 14,414,500.00 | 00.00 | 14,414,500.00 | 13,005,200.00 | 1,409,300.00 | 14,414,500.00 | 00.00 |
| 23010502003 | APORTES AL SENA / S.G.P. CSF | 54,000,000.00 | 1,489,318.00 | 55,489,318.00 | 43,940,400.00 | 43,940,400.00 | 00.00 | 43,940,400.00 | 40,282,600.00 | 3,657,800.00 | 43,940,400.00 | 00.00 |
| 23010502004 | FONDOS ADMINISTRADORES DE | 12,000,000.00 | 00.00 | 12,000,000.00 | 00.00 | 00.00 | 00.00 | 00.00 | 00.00 | 00.00 | 00.00 | 00.00 |
| 23010502004 | FONDOS ADMINISTRADORES DE CESANTIAS PUBLICOS / MINPROTECCION ETV | 5,000,000.00 | 00.00 | 5,000,000.00 | 00.00 | 00.00 | 00.00 | 00.00 | 00.00 | 00.00 | 00.00 | 00.00 |
| 23010502004 | FONDOS ADMINISTRADORES DE CESANTIAS PUBLICOS / S.G.P. CSF | 7,000,000.00 | 00.00 | 7,000,000.00 | 00.00 | 00.00 | 00.00 | 00.00 | 00.00 | 00.00 | 00.00 | 00.00 |
| 23010502005 | FONDOS ADMINISTRADORES DE | 268,000,000.00 | 13,000,000.00 | 281,000,000.00 | 202,654,100.00 | 202,654,100.00 | 00.00 | 202,654,100.00 | 181,516,500.00 | 21,137,600.00 | 202,654,100.00 | 00.00 |
| 23010502005 | FONDOS ADMINISTRADORES DE PENSIONES PUBLICOS / MINPROTECCION ETV | 63,000,000.00 | 7,000,000.00 | 70,000,000.00 | 55,621,200.00 | 55,621,200.00 | 00.00 | 55,621,200.00 | 50,763,300.00 | 4,857,900.00 | 55,621,200.00 | 00.00 |
| 23010502005 | FONDOS ADMINISTRADORES DE PENSIONES PUBLICOS / S.G.P. CSF | 205,000,000.00 | 6,000,000.00 | 211,000,000.00 | 147,032,900.00 | 147,032,900.00 | 00.00 | 147,032,900.00 | 130,753,200.00 | 16,279,700.00 | 147,032,900.00 | 00.00 |
| 23010502006 | EMPRESAS PUBLICAS | 56,000,000.00 | 1,500,000.00 | 57,500,000.00 | 20,984,200.00 | 20,984,200.00 | 00.00 | 20,984,200.00 | 17,652,600.00 | 3,331,600.00 | 20,984,200.00 | 00.00 |
| 23010502006 | EMPRESAS PUBLICAS PROMOTORAS DE SALUD / MINPROTECCION ETV | 20,000,000.00 | 00.00 | 20,000,000.00 | 5,410,400.00 | 5,410,400.00 | 00.00 | 5,410,400.00 | 4,678,400.00 | 732,000.00 | 5,410,400.00 | 00.00 |
| 23010502006 | EMPRESAS PUBLICAS PROMOTORAS DE SALUD / S.G.P. CSF | 36,000,000.00 | 1,500,000.00 | 37,500,000.00 | 15,573,800.00 | 15,573,800.00 | 00.00 | 15,573,800.00 | 12,974,200.00 | 2,599,600.00 | 15,573,800.00 | 00.00 |
| 23010502007 | ADMINISTRADORAS PRIVADAS DE APORTES PARA ACCIDENTES DE TRABAJO Y ENFERMEDADES | 00.00 | 00.00 | 00.00 | 00.00 | 00.00 | 00.00 | 00.00 | 00.00 | 00.00 | 00.00 | 00.00 |
| 2302 | GASTOS GENERALES | 694,435,090.00 | 94,439,463.00 | 788,874,553.00 | 649,332,300.00 | 590,154,500.00 | 59,177,800.00 | 500,666,500.00 | 431,615,800.00 | 69,050,700.00 | 500,666,500.00 | 00.00 |
| 23020001 | IMPUESTOS Y CONTRIBUCIONES | 00.00 | 00.00 | 00.00 | 00.00 | 00.00 | 00.00 | 00.00 | 00.00 | 00.00 | 00.00 | 00.00 |
| 23020001001 | IMPUESTO DE VEHICULOS | 00.00 | 00.00 | 00.00 | 00.00 | 00.00 | 00.00 | 00.00 | 00.00 | 00.00 | 00.00 | 00.00 |
| 23020001002 | IMPUESTO PREDIAL | 00.00 | 00.00 | 00.00 | 00.00 | 00.00 | 00.00 | 00.00 | 00.00 | 00.00 | 00.00 | 00.00 |
| 230203 | IMPUESTOS MULTAS Y DEVOLUCIONES | 00.00 | 00.00 | 00.00 | 00.00 | 00.00 | 00.00 | 00.00 | 00.00 | 00.00 | 00.00 | 00.00 |
| 230204 | ADQUISICIÓN BIENES Y SERVICIOS | 694,435,090.00 | 94,439,463.00 | 788,874,553.00 | 649,332,300.00 | 590,154,500.00 | 59,177,800.00 | 500,666,500.00 | 431,615,800.00 | 69,050,700.00 | 500,666,500.00 | 00.00 |
| 230204001 | COMPRA DE EQUIPO | 00.00 | 00.00 | 00.00 | 00.00 | 00.00 | 00.00 | 00.00 | 00.00 | 00.00 | 00.00 | 00.00 |
| 230204004 | MATERIALES Y SUMINISTROS | 00.00 | 93,000,000.00 | 93,000,000.00 | 00.00 | 00.00 | 00.00 | 00.00 | 00.00 | 00.00 | 00.00 | 00.00 |
| 230204004 | MATERIALES Y SUMINISTROS / MINPROTECCION ETV | 00.00 | 33,000,000.00 | 33,000,000.00 | 00.00 | 00.00 | 00.00 | 00.00 | 00.00 | 00.00 | 00.00 | 00.00 |
| 230204004 | MATERIALES Y SUMINISTROS / LIBRE DESTINACION | 00.00 | 60,000,000.00 | 60,000,000.00 | 00.00 | 00.00 | 00.00 | 00.00 | 00.00 | 00.00 | 00.00 | 00.00 |
| 230204005 | MANTENIMIENTO | 100,000,000.00 | 00.00 | 100,000,000.00 | 98,294,000.00 | 98,294,000.00 | 00.00 | 8,806,000.00 | 00.00 | 8,806,000.00 | 8,806,000.00 | 00.00 |
| 230204005 | MANTENIMIENTO / S.G.P. CSF | 100,000,000.00 | 00.00 | 100,000,000.00 | 98,294,000.00 | 98,294,000.00 | 00.00 | 8,806,000.00 | 00.00 | 8,806,000.00 | 8,806,000.00 | 00.00 |

fo

EJECUCION PRESUPUESTAL DE GASTOS
CORRESPONDIENTE AL MES DE NOVIEMBRE DE 2020

| RUBRO | DESCRIPCION | APROPIACION INICIAL | MODIFICACIONES | APROPIACION VIGENTE | DISPONIBILIDADES | COMPROMISOS | DISPONIBILIDADES ABIERTAS | OBLIGACIONES | PAGOS ANTERIORES | PAGOS DEL MES | PAGOS ACUMULADOS | OBLIGACIONES POR PAGAR |
|---------------|--|---------------------|------------------|---------------------|-------------------|-------------------|---------------------------|-------------------|-------------------|----------------|-------------------|------------------------|
| | | 1 | 2 | 3 | 4 | 5 | 6= (4-5) | 7 | 8 | 9 | 10 = (8+9) | 11=(7-10) |
| 30204006 | COMUNICACIÓN Y TRANSPORTE | 55,000,000.00 | (1,000,000.00) | 54,000,000.00 | 45,963,000.00 | 39,712,700.00 | 6,250,300.00 | 39,712,700.00 | 36,764,600.00 | 2,948,100.00 | 39,712,700.00 | 00.00 |
| 30204006 | COMUNICACIÓN Y TRANSPORTE / S.G.P. CSF | 55,000,000.00 | (1,000,000.00) | 54,000,000.00 | 45,963,000.00 | 39,712,700.00 | 6,250,300.00 | 39,712,700.00 | 36,764,600.00 | 2,948,100.00 | 39,712,700.00 | 00.00 |
| 30204007 | IMPRESOS Y PUBLICACIONES | 00.00 | 00.00 | 00.00 | 00.00 | 00.00 | 00.00 | 00.00 | 00.00 | 00.00 | 00.00 | 00.00 |
| 30204008 | SERVICIOS PÚBLICOS | 00.00 | 00.00 | 00.00 | 00.00 | 00.00 | 00.00 | 00.00 | 00.00 | 00.00 | 00.00 | 00.00 |
| 30204010 | ARRENDAMIENTOS | 00.00 | 00.00 | 00.00 | 00.00 | 00.00 | 00.00 | 00.00 | 00.00 | 00.00 | 00.00 | 00.00 |
| 30204011 | VIÁTICOS Y GASTOS DE VIAJE | 539,435,090.00 | 2,439,463.00 | 541,874,553.00 | 505,075,300.00 | 452,147,800.00 | 52,927,500.00 | 452,147,800.00 | 394,851,200.00 | 57,296,600.00 | 452,147,800.00 | 00.00 |
| 30204011 | VIÁTICOS Y GASTOS DE VIAJE / MINPROTECCION ETV | 138,895,314.00 | (11,965,270.00) | 126,930,044.00 | 126,930,044.00 | 126,930,044.00 | 00.00 | 126,930,044.00 | 124,681,900.00 | 2,248,144.00 | 126,930,044.00 | 00.00 |
| 30204011 | VIÁTICOS Y GASTOS DE VIAJE / S.G.P. CSF | 400,539,776.00 | 14,404,733.00 | 414,944,509.00 | 378,145,256.00 | 325,217,756.00 | 52,927,500.00 | 325,217,756.00 | 270,169,300.00 | 55,048,456.00 | 325,217,756.00 | 00.00 |
| 30204014 | COMISIONES BANCARIAS | 00.00 | 00.00 | 00.00 | 00.00 | 00.00 | 00.00 | 00.00 | 00.00 | 00.00 | 00.00 | 00.00 |
| 303 | TRANSFERENCIAS | 34,730,038.00 | 1,045,636.00 | 35,775,674.00 | 469,340.00 | 469,340.00 | 00.00 | 469,340.00 | 467,426.00 | 1,914.00 | 469,340.00 | 00.00 |
| 30303 | DE PREVISION Y SEGURIDAD SOCIAL | 34,730,038.00 | 1,045,636.00 | 35,775,674.00 | 469,340.00 | 469,340.00 | 00.00 | 469,340.00 | 467,426.00 | 1,914.00 | 469,340.00 | 00.00 |
| 30303001 | INTERESES DE CESANTIAS | 34,730,038.00 | 1,045,636.00 | 35,775,674.00 | 469,340.00 | 469,340.00 | 00.00 | 469,340.00 | 467,426.00 | 1,914.00 | 469,340.00 | 00.00 |
| 30303001 | INTERESES DE CESANTIAS / MINPROTECCION ETV | 12,868,114.00 | 406,156.00 | 13,274,270.00 | 125,298.00 | 125,298.00 | 00.00 | 125,298.00 | 123,384.00 | 1,914.00 | 125,298.00 | 00.00 |
| 30303001 | INTERESES DE CESANTIAS / S.G.P. CSF | 21,861,924.00 | 639,480.00 | 22,501,404.00 | 344,042.00 | 344,042.00 | 00.00 | 344,042.00 | 344,042.00 | 00.00 | 344,042.00 | 00.00 |
| 2310 | OTROS GASTOS DE INVERSION | 4,912,140,546.00 | 9,251,260,795.00 | 14,163,401,341.00 | 13,808,750,198.00 | 13,623,969,611.00 | 184,780,587.00 | 12,056,081,639.54 | 10,547,363,287.01 | 129,843,352.53 | 10,677,206,639.54 | 1,378,875,000.00 |
| 2310004 | OTROS PROGRAMAS | 00.00 | 00.00 | 00.00 | 00.00 | 00.00 | 00.00 | 00.00 | 00.00 | 00.00 | 00.00 | 00.00 |
| 231001 | SUBCUENTA UES | 4,912,140,546.00 | 9,251,260,795.00 | 14,163,401,341.00 | 13,808,750,198.00 | 13,623,969,611.00 | 184,780,587.00 | 12,056,081,639.54 | 10,547,363,287.01 | 129,843,352.53 | 10,677,206,639.54 | 1,378,875,000.00 |
| 23100101 | CONTRATACION DE INSUMOS Y PRESTACION DE SERVICIOS | 4,539,556,688.00 | 9,217,810,795.00 | 13,757,367,483.00 | 13,450,252,891.00 | 13,276,179,663.00 | 174,073,228.00 | 11,778,634,364.54 | 10,294,203,770.01 | 105,555,594.53 | 10,399,759,364.54 | 1,378,875,000.00 |
| 23100101002 | AGUA PARACONSUMO HUMANO | 536,281,768.00 | 740,035,000.00 | 1,276,316,768.00 | 1,265,383,120.00 | 1,265,383,120.00 | 00.00 | 1,157,683,120.00 | 1,035,376,470.00 | 16,106,650.00 | 1,051,483,120.00 | 106,200,000.00 |
| 2310010100201 | AGUA PARA CONSUMO HUMANO - TALENTO HUMANO | 472,465,000.00 | 740,035,000.00 | 1,212,500,000.00 | 1,210,850,000.00 | 1,210,850,000.00 | 00.00 | 1,103,150,000.00 | 996,950,000.00 | 00.00 | 996,950,000.00 | 106,200,000.00 |
| 2310010100201 | AGUA PARA CONSUMO HUMANO - TALENTO HUMANO / RENTAS CEDIDAS | 00.00 | 171,000,000.00 | 171,000,000.00 | 171,000,000.00 | 171,000,000.00 | 00.00 | 136,800,000.00 | 102,600,000.00 | 00.00 | 102,600,000.00 | 34,200,000.00 |
| 2310010100201 | AGUA PARA CONSUMO HUMANO - TALENTO HUMANO / S.G.P. CSF | 243,100,000.00 | 214,650,000.00 | 457,750,000.00 | 457,750,000.00 | 457,750,000.00 | 00.00 | 414,150,000.00 | 370,550,000.00 | 00.00 | 370,550,000.00 | 43,600,000.00 |
| 2310010100201 | AGUA PARA CONSUMO HUMANO - TALENTO HUMANO / RECURSOS PROPIOS GOBERNACION | 229,365,000.00 | 140,935,000.00 | 370,300,000.00 | 370,300,000.00 | 370,300,000.00 | 00.00 | 370,300,000.00 | 370,300,000.00 | 00.00 | 370,300,000.00 | 00.00 |
| 2310010100201 | AGUA PARA CONSUMO HUMANO - TALENTO HUMANO / LIBRE DESTINACION | 00.00 | 213,450,000.00 | 213,450,000.00 | 211,800,000.00 | 211,800,000.00 | 00.00 | 181,900,000.00 | 153,500,000.00 | 00.00 | 153,500,000.00 | 28,400,000.00 |
| 2310010100202 | AGUA PARA CONSUMO HUMANO - | 41,363,035.00 | 00.00 | 41,363,035.00 | 38,426,470.00 | 38,426,470.00 | 00.00 | 38,426,470.00 | 38,426,470.00 | 00.00 | 38,426,470.00 | 00.00 |
| 2310010100202 | AGUA PARA CONSUMO HUMANO - MATERIALES Y SUMINISTROS / RENTAS CEDIDAS | 41,363,035.00 | 00.00 | 41,363,035.00 | 38,426,470.00 | 38,426,470.00 | 00.00 | 38,426,470.00 | 38,426,470.00 | 00.00 | 38,426,470.00 | 00.00 |
| 2310010100203 | AGUA PARA CONS HUMANO - | 22,453,733.00 | 00.00 | 22,453,733.00 | 16,106,650.00 | 16,106,650.00 | 00.00 | 16,106,650.00 | 00.00 | 16,106,650.00 | 16,106,650.00 | 00.00 |
| 2310010100203 | AGUA PARA CONS HUMANO - COMPRA DE EQUIPO / RENTAS CEDIDAS | 22,453,733.00 | 00.00 | 22,453,733.00 | 16,106,650.00 | 16,106,650.00 | 00.00 | 16,106,650.00 | 00.00 | 16,106,650.00 | 16,106,650.00 | 00.00 |
| 23100101004 | ALIMENTOS Y BEBIDAS | 221,655,960.00 | 545,815,000.00 | 767,470,960.00 | 756,562,025.00 | 756,562,025.00 | 00.00 | 684,290,025.00 | 602,268,000.00 | 5,622,025.00 | 607,890,025.00 | 76,400,000.00 |
| 2310010100401 | ALIMENTOS Y BEBIDAS - TALENTO HUMANO | 212,750,000.00 | 545,815,000.00 | 758,565,000.00 | 750,940,000.00 | 750,940,000.00 | 00.00 | 678,668,000.00 | 602,268,000.00 | 00.00 | 602,268,000.00 | 76,400,000.00 |
| 2310010100401 | ALIMENTOS Y BEBIDAS - TALENTO HUMANO / RENTAS CEDIDAS | 00.00 | 00.00 | 00.00 | 00.00 | 00.00 | 00.00 | 00.00 | 00.00 | 00.00 | 00.00 | 00.00 |

EJECUCION PRESUPUESTAL DE GASTOS
CORRESPONDIENTE AL MES DE NOVIEMBRE DE 2020

| RUBRO | DESCRIPCION | APROPIACION INICIAL | MODIFICACIONES | APROPIACION VIGENTE | DISPONIBILIDADES | COMPROMISOS | DISPONIBILIDADES ABIERTAS | OBLIGACIONES | PAGOS ANTERIORES | PAGOS DEL MES | PAGOS ACUMULADOS | OBLIGACIONES POR PAGAR |
|---------------|--|---------------------|------------------|---------------------|------------------|------------------|---------------------------|------------------|------------------|---------------|------------------|------------------------|
| | | 1 | 2 | 3 | 4 | 5 | 6= (4-5) | 7 | 8 | 9 | 10 = (8+9) | 11=(7-10) |
| 2310010100401 | ALIMENTOS Y BEBIDAS - TALENTO HUMANO / S.G.P. CSF | 90,350,000.00 | (6,585,000.00) | 83,765,000.00 | 83,765,000.00 | 83,765,000.00 | 00.00 | 83,765,000.00 | 83,765,000.00 | 00.00 | 83,765,000.00 | 00.00 |
| 2310010100401 | ALIMENTOS Y BEBIDAS - TALENTO HUMANO / RECURSOS PROPIOS GOBERNACION | 122,400,000.00 | 00.00 | 122,400,000.00 | 118,200,000.00 | 118,200,000.00 | 00.00 | 115,203,000.00 | 112,303,000.00 | 00.00 | 112,303,000.00 | 2,900,000.00 |
| 2310010100401 | ALIMENTOS Y BEBIDAS - TALENTO HUMANO / LIBRE DESTINACION | 00.00 | 552,400,000.00 | 552,400,000.00 | 548,975,000.00 | 548,975,000.00 | 00.00 | 479,700,000.00 | 406,200,000.00 | 00.00 | 406,200,000.00 | 73,500,000.00 |
| 2310010100402 | ALIMENTOS Y BEBIDAS - | 8,191,960.00 | 00.00 | 8,191,960.00 | 5,622,025.00 | 5,622,025.00 | 00.00 | 5,622,025.00 | 00.00 | 5,622,025.00 | 5,622,025.00 | 00.00 |
| 2310010100402 | ALIMENTOS Y BEBIDAS - MATERIALES Y SUMINISTROS / RENTAS CEDIDAS | 8,191,960.00 | 00.00 | 8,191,960.00 | 5,622,025.00 | 5,622,025.00 | 00.00 | 5,622,025.00 | 00.00 | 5,622,025.00 | 5,622,025.00 | 00.00 |
| 2310010100403 | ALIMENTOS Y BEBIDAS - COMPRA | 714,000.00 | 00.00 | 714,000.00 | 00.00 | 00.00 | 00.00 | 00.00 | 00.00 | 00.00 | 00.00 | 00.00 |
| 2310010100403 | ALIMENTOS Y BEBIDAS - COMPRA DE EQUIPOS / RENTAS CEDIDAS | 714,000.00 | 00.00 | 714,000.00 | 00.00 | 00.00 | 00.00 | 00.00 | 00.00 | 00.00 | 00.00 | 00.00 |
| 23100101005 | MEDICAMENTOS Y DISPOSITIVOS | 125,150,000.00 | 364,350,000.00 | 489,500,000.00 | 475,590,000.00 | 474,140,000.00 | 1,450,000.00 | 424,215,000.00 | 374,440,000.00 | 00.00 | 374,440,000.00 | 49,775,000.00 |
| 2310010100501 | IVC DE LOS MED E INSUMOS MEDICOS TALENTO HUMANO | 125,150,000.00 | 364,350,000.00 | 489,500,000.00 | 475,590,000.00 | 474,140,000.00 | 1,450,000.00 | 424,215,000.00 | 374,440,000.00 | 00.00 | 374,440,000.00 | 49,775,000.00 |
| 2310010100501 | IVC DE LOS MED E INSUMOS MEDICOS TALENTO HUMANO / S.G.P. CSF | 49,400,000.00 | (75,000.00) | 49,325,000.00 | 48,275,000.00 | 48,275,000.00 | 00.00 | 47,225,000.00 | 43,350,000.00 | 00.00 | 43,350,000.00 | 3,875,000.00 |
| 2310010100501 | IVC DE LOS MED E INSUMOS MEDICOS TALENTO HUMANO / RECURSOS PROPIOS GOBERNACION | 75,750,000.00 | (1,575,000.00) | 74,175,000.00 | 74,175,000.00 | 74,175,000.00 | 00.00 | 74,175,000.00 | 72,725,000.00 | 00.00 | 72,725,000.00 | 1,450,000.00 |
| 2310010100501 | IVC DE LOS MED E INSUMOS MEDICOS TALENTO HUMANO / LIBRE DESTINACION | 00.00 | 366,000,000.00 | 366,000,000.00 | 353,140,000.00 | 351,690,000.00 | 1,450,000.00 | 302,815,000.00 | 258,365,000.00 | 00.00 | 258,365,000.00 | 44,450,000.00 |
| 23100101007 | ENFERMEDADES TRANSMITIDAS | 543,050,000.00 | 2,483,375,000.00 | 3,026,425,000.00 | 2,920,863,300.00 | 2,920,863,300.00 | 00.00 | 2,693,762,970.00 | 2,362,262,970.00 | 4,350,000.00 | 2,366,612,970.00 | 327,150,000.00 |
| 2310010100701 | ENFERMEDADES TRANSMITIDAS POR VECTORES - TALENTO HUMANO | 543,050,000.00 | 2,483,375,000.00 | 3,026,425,000.00 | 2,920,863,300.00 | 2,920,863,300.00 | 00.00 | 2,693,762,970.00 | 2,362,262,970.00 | 4,350,000.00 | 2,366,612,970.00 | 327,150,000.00 |
| 2310010100701 | ENFERMEDADES TRANSMITIDAS POR VECTORES - TALENTO HUMANO / S.G.P. CSF | 109,850,000.00 | (2,600,000.00) | 107,250,000.00 | 107,250,000.00 | 107,250,000.00 | 00.00 | 107,250,000.00 | 105,800,000.00 | 00.00 | 105,800,000.00 | 1,450,000.00 |
| 2310010100701 | ENFERMEDADES TRANSMITIDAS POR VECTORES - TALENTO HUMANO / RECURSOS PROPIOS GOBERNACION | 433,200,000.00 | (179,350,000.00) | 253,850,000.00 | 253,513,300.00 | 253,513,300.00 | 00.00 | 248,663,300.00 | 240,913,300.00 | 00.00 | 240,913,300.00 | 7,750,000.00 |
| 2310010100701 | ENFERMEDADES TRANSMITIDAS POR VECTORES - TALENTO HUMANO / LIBRE DESTINACION | 00.00 | 2,665,325,000.00 | 2,665,325,000.00 | 2,560,100,000.00 | 2,560,100,000.00 | 00.00 | 2,337,849,670.00 | 2,015,549,670.00 | 4,350,000.00 | 2,019,899,670.00 | 317,950,000.00 |
| 23100101008 | ZOONOSIS | 625,962,705.00 | 829,948,452.00 | 1,455,911,157.00 | 1,438,611,157.00 | 1,368,025,000.00 | 70,586,157.00 | 1,217,430,000.00 | 1,026,205,000.00 | 8,700,000.00 | 1,034,905,000.00 | 182,525,000.00 |
| 2310010100801 | ZOONOSIS - TALENTO HUMANO | 563,625,000.00 | 823,150,000.00 | 1,386,775,000.00 | 1,369,475,000.00 | 1,368,025,000.00 | 1,450,000.00 | 1,217,430,000.00 | 1,026,205,000.00 | 8,700,000.00 | 1,034,905,000.00 | 182,525,000.00 |
| 2310010100801 | ZOONOSIS - TALENTO HUMANO / S.G.P. CSF | 114,075,000.00 | (35,675,000.00) | 78,400,000.00 | 78,400,000.00 | 78,400,000.00 | 00.00 | 78,400,000.00 | 78,400,000.00 | 00.00 | 78,400,000.00 | 00.00 |
| 2310010100801 | ZOONOSIS - TALENTO HUMANO / RECURSOS PROPIOS GOBERNACION | 449,550,000.00 | (164,400,000.00) | 285,150,000.00 | 282,925,000.00 | 282,925,000.00 | 00.00 | 229,772,000.00 | 177,522,000.00 | 00.00 | 177,522,000.00 | 52,250,000.00 |
| 2310010100801 | ZOONOSIS - TALENTO HUMANO / LIBRE DESTINACION | 00.00 | 1,023,225,000.00 | 1,023,225,000.00 | 1,008,150,000.00 | 1,006,700,000.00 | 1,450,000.00 | 909,258,000.00 | 770,283,000.00 | 8,700,000.00 | 778,983,000.00 | 130,275,000.00 |
| 2310010100802 | ZOONOSIS - MATERIALES Y | 62,337,705.00 | 6,798,452.00 | 69,136,157.00 | 69,136,157.00 | 00.00 | 69,136,157.00 | 00.00 | 00.00 | 00.00 | 00.00 | 00.00 |
| 2310010100802 | ZOONOSIS - MATERIALES Y SUMINISTROS / RENTAS CEDIDAS | 62,337,705.00 | 798,452.00 | 63,136,157.00 | 63,136,157.00 | 00.00 | 63,136,157.00 | 00.00 | 00.00 | 00.00 | 00.00 | 00.00 |
| 2310010100802 | ZOONOSIS - MATERIALES Y SUMINISTROS / S.G.P. CSF | 00.00 | 6,000,000.00 | 6,000,000.00 | 6,000,000.00 | 00.00 | 6,000,000.00 | 00.00 | 00.00 | 00.00 | 00.00 | 00.00 |

Jo

EJECUCION PRESUPUESTAL DE GASTOS
CORRESPONDIENTE AL MES DE NOVIEMBRE DE 2020

| RUBRO | DESCRIPCION | APROPIACION INICIAL | MODIFICACIONES | APROPIACION VIGENTE | DISPONIBILIDADES | COMPROMISOS | DISPONIBILIDADES ABIERTAS | OBLIGACIONES | PAGOS ANTERIORES | PAGOS DEL MES | PAGOS ACUMULADOS | OBLIGACIONES POR PAGAR |
|---------------|---|---------------------|------------------|---------------------|------------------|------------------|---------------------------|------------------|------------------|---------------|------------------|------------------------|
| | | 1 | 2 | 3 | 4 | 5 | 6= (4-5) | 7 | 8 | 9 | 10 = (8+9) | 11=(7-10) |
| 23100101011 | FORTALECIMIENTO | 2,050,010,255.00 | 1,435,347,343.00 | 3,485,357,598.00 | 3,381,627,270.00 | 3,293,811,818.00 | 87,815,452.00 | 2,715,640,749.54 | 2,400,188,830.01 | 68,501,919.53 | 2,468,690,749.54 | 246,950,000.00 |
| 2310010101101 | Fortalecimiento Institucional - Talento Humano | 891,549,205.00 | 1,573,645,795.00 | 2,465,195,000.00 | 2,399,738,000.00 | 2,397,638,000.00 | 2,100,000.00 | 2,127,523,000.00 | 1,874,173,000.00 | 6,400,000.00 | 1,880,573,000.00 | 246,950,000.00 |
| 2310010101101 | Fortalecimiento Institucional - Talento Humano / S.G.P. CSF | 459,634,205.00 | 497,045,795.00 | 956,680,000.00 | 956,530,000.00 | 956,530,000.00 | 00.00 | 833,590,000.00 | 731,790,000.00 | 6,400,000.00 | 738,190,000.00 | 95,400,000.00 |
| 2310010101101 | Fortalecimiento Institucional - Talento Humano / RECURSOS PROPIOS GOBERNACION | 431,915,000.00 | 00.00 | 431,915,000.00 | 428,883,000.00 | 428,883,000.00 | 00.00 | 428,883,000.00 | 423,633,000.00 | 00.00 | 423,633,000.00 | 5,250,000.00 |
| 2310010101101 | Fortalecimiento Institucional - Talento Humano / LIBRE DESTINACION | 00.00 | 1,076,600,000.00 | 1,076,600,000.00 | 1,014,325,000.00 | 1,012,225,000.00 | 2,100,000.00 | 865,050,000.00 | 718,750,000.00 | 00.00 | 718,750,000.00 | 146,300,000.00 |
| 2310010101102 | Fortalecimiento Institucional - | 188,241,050.00 | 174,201,548.00 | 362,442,598.00 | 360,496,039.00 | 319,780,587.00 | 40,715,452.00 | 319,780,581.30 | 319,780,581.30 | 00.00 | 319,780,581.30 | 00.00 |
| 2310010101102 | Fortalecimiento Institucional - Materiales y Suministros / RENTAS CEDIDAS | 93,241,050.00 | 9,201,548.00 | 102,442,598.00 | 100,496,039.00 | 98,571,000.00 | 1,925,039.00 | 98,571,000.00 | 98,571,000.00 | 00.00 | 98,571,000.00 | 00.00 |
| 2310010101102 | Fortalecimiento Institucional - Materiales y Suministros / S.G.P. CSF | 95,000,000.00 | 165,000,000.00 | 260,000,000.00 | 260,000,000.00 | 221,209,587.00 | 38,790,413.00 | 221,209,581.30 | 221,209,581.30 | 00.00 | 221,209,581.30 | 00.00 |
| 2310010101103 | Fortalecimiento Institucional - | 200,000,000.00 | (5,000,000.00) | 195,000,000.00 | 183,381,197.00 | 183,381,197.00 | 00.00 | 00.00 | 00.00 | 00.00 | 00.00 | 00.00 |
| 2310010101103 | Fortalecimiento Institucional - Impresos y Publicaciones / RENTAS CEDIDAS | 120,000,000.00 | (10,000,000.00) | 110,000,000.00 | 110,000,000.00 | 110,000,000.00 | 00.00 | 00.00 | 00.00 | 00.00 | 00.00 | 00.00 |
| 2310010101103 | Fortalecimiento Institucional - Impresos y Publicaciones / S.G.P. CSF | 80,000,000.00 | 5,000,000.00 | 85,000,000.00 | 73,381,197.00 | 73,381,197.00 | 00.00 | 00.00 | 00.00 | 00.00 | 00.00 | 00.00 |
| 2310010101104 | Fortalecimiento Institucional - | 200,000,000.00 | (200,000,000.00) | 00.00 | 00.00 | 00.00 | 00.00 | 00.00 | 00.00 | 00.00 | 00.00 | 00.00 |
| 2310010101104 | Fortalecimiento Institucional - Compra de Equipo / RENTAS CEDIDAS | 00.00 | 00.00 | 00.00 | 00.00 | 00.00 | 00.00 | 00.00 | 00.00 | 00.00 | 00.00 | 00.00 |
| 2310010101104 | Fortalecimiento Institucional - Compra de Equipo / S.G.P. CSF | 200,000,000.00 | (200,000,000.00) | 00.00 | 00.00 | 00.00 | 00.00 | 00.00 | 00.00 | 00.00 | 00.00 | 00.00 |
| 2310010101105 | Fortalecimiento Institucional - | 164,220,000.00 | 43,500,000.00 | 207,720,000.00 | 206,736,743.00 | 161,736,743.00 | 45,000,000.00 | 93,070,816.82 | 38,023,704.00 | 55,047,112.82 | 93,070,816.82 | 00.00 |
| 2310010101105 | Fortalecimiento Institucional - Mantenimiento / RENTAS CEDIDAS | 164,220,000.00 | 43,500,000.00 | 207,720,000.00 | 206,736,743.00 | 161,736,743.00 | 45,000,000.00 | 93,070,816.82 | 38,023,704.00 | 55,047,112.82 | 93,070,816.82 | 00.00 |
| 2310010101106 | Fortalecimiento Institucional - | 102,000,000.00 | (21,000,000.00) | 81,000,000.00 | 77,602,877.00 | 77,602,877.00 | 00.00 | 70,548,069.42 | 63,493,262.71 | 7,054,806.71 | 70,548,069.42 | 00.00 |
| 2310010101106 | Fortalecimiento Institucional - Arrendamientos / RENTAS CEDIDAS | 102,000,000.00 | (21,000,000.00) | 81,000,000.00 | 77,602,877.00 | 77,602,877.00 | 00.00 | 70,548,069.42 | 63,493,262.71 | 7,054,806.71 | 70,548,069.42 | 00.00 |
| 2310010101107 | Fortalecimiento Institucional - | 304,000,000.00 | (130,000,000.00) | 174,000,000.00 | 153,672,414.00 | 153,672,414.00 | 00.00 | 104,718,282.00 | 104,718,282.00 | 00.00 | 104,718,282.00 | 00.00 |
| 2310010101107 | Fortalecimiento Institucional - Vigilancia y seguridad / RENTAS CEDIDAS | 304,000,000.00 | (150,000,000.00) | 154,000,000.00 | 153,672,414.00 | 153,672,414.00 | 00.00 | 104,718,282.00 | 104,718,282.00 | 00.00 | 104,718,282.00 | 00.00 |
| 2310010101107 | Fortalecimiento Institucional - Vigilancia y seguridad / LIBRE DESTINACION | 00.00 | 20,000,000.00 | 20,000,000.00 | 00.00 | 00.00 | 00.00 | 00.00 | 00.00 | 00.00 | 00.00 | 00.00 |
| 23100101012 | PROTECCION Y VIGILANCIA EN | 135,386,000.00 | 1,909,415,000.00 | 2,044,801,000.00 | 2,012,391,019.00 | 2,002,294,400.00 | 10,096,619.00 | 1,813,787,500.00 | 1,563,112,500.00 | 1,450,000.00 | 1,564,562,500.00 | 249,225,000.00 |
| 2310010101201 | Prot. y Vig. en Salud Ambiental-Talento Humano | 111,110,000.00 | 1,909,415,000.00 | 2,020,525,000.00 | 1,988,300,000.00 | 1,988,300,000.00 | 00.00 | 1,813,787,500.00 | 1,563,112,500.00 | 1,450,000.00 | 1,564,562,500.00 | 249,225,000.00 |
| 2310010101201 | Prot. y Vig. en Salud Ambiental-Talento Humano / S.G.P. CSF | 45,500,000.00 | 00.00 | 45,500,000.00 | 45,500,000.00 | 45,500,000.00 | 00.00 | 45,500,000.00 | 45,500,000.00 | 00.00 | 45,500,000.00 | 00.00 |
| 2310010101201 | Prot. y Vig. en Salud Ambiental-Talento Humano / RECURSOS PROPIOS GOBERNACION | 65,610,000.00 | 203,890,000.00 | 269,500,000.00 | 266,175,000.00 | 266,175,000.00 | 00.00 | 245,337,500.00 | 221,812,500.00 | 00.00 | 221,812,500.00 | 23,525,000.00 |

EJECUCION PRESUPUESTAL DE GASTOS
CORRESPONDIENTE AL MES DE NOVIEMBRE DE 2020

| RUBRO | DESCRIPCION | APROPIACION INICIAL | MODIFICACIONES | APROPIACION VIGENTE | DISPONIBILIDADES | COMPROMISOS | DISPONIBILIDADES ABIERTAS | OBLIGACIONES | PAGOS ANTERIORES | PAGOS DEL MES | PAGOS ACUMULADOS | OBLIGACIONES POR PAGAR |
|---------------|---|---------------------|------------------|---------------------|------------------|------------------|---------------------------|------------------|------------------|---------------|------------------|------------------------|
| | | 1 | 2 | 3 | 4 | 5 | 6= (4-5) | 7 | 8 | 9 | 10 = (8+9) | 11=(7-10) |
| 2310010101201 | Prot. y Vig. en Salud Ambiental- Talento Humano / LIBRE DESTINACION | 00.00 | 1,705,525,000.00 | 1,705,525,000.00 | 1,676,625,000.00 | 1,676,625,000.00 | 00.00 | 1,522,950,000.00 | 1,295,800,000.00 | 1,450,000.00 | 1,297,250,000.00 | 225,700,000.00 |
| 2310010101204 | Prot. y Vig. en Salud Ambiental- | 24,276,000.00 | 00.00 | 24,276,000.00 | 24,091,019.00 | 13,994,400.00 | 10,096,619.00 | 00.00 | 00.00 | 00.00 | 00.00 | 00.00 |
| 2310010101204 | Prot. y Vig. en Salud Ambiental- Mantenimiento de equipos / RENTAS CEDIDAS | 24,276,000.00 | 00.00 | 24,276,000.00 | 24,091,019.00 | 13,994,400.00 | 10,096,619.00 | 00.00 | 00.00 | 00.00 | 00.00 | 00.00 |
| 23100101013 | SEGURIDAD QUÍMICA Y | 302,060,000.00 | 909,525,000.00 | 1,211,585,000.00 | 1,199,225,000.00 | 1,195,100,000.00 | 4,125,000.00 | 1,071,825,000.00 | 930,350,000.00 | 825,000.00 | 931,175,000.00 | 140,650,000.00 |
| 2310010101301 | SEG. QUÍM. Y PROT.RADIOLÓGICA - Talento Humano | 302,060,000.00 | 909,525,000.00 | 1,211,585,000.00 | 1,199,225,000.00 | 1,195,100,000.00 | 4,125,000.00 | 1,071,825,000.00 | 930,350,000.00 | 825,000.00 | 931,175,000.00 | 140,650,000.00 |
| 2310010101301 | SEG. QUÍM. Y PROT.RADIOLÓGICA - Talento Humano / S.G.P. CSF | 109,850,000.00 | 11,550,000.00 | 121,400,000.00 | 121,400,000.00 | 121,400,000.00 | 00.00 | 106,400,000.00 | 86,300,000.00 | 00.00 | 86,300,000.00 | 20,100,000.00 |
| 2310010101301 | SEG. QUÍM. Y PROT.RADIOLÓGICA - Talento Humano / RECURSOS PROPIOS GOBERNACION | 192,210,000.00 | 500,000.00 | 192,710,000.00 | 191,675,000.00 | 191,675,000.00 | 00.00 | 190,850,000.00 | 189,200,000.00 | 00.00 | 189,200,000.00 | 1,650,000.00 |
| 2310010101301 | SEG. QUÍM. Y PROT.RADIOLÓGICA - Talento Humano / LIBRE DESTINACION | 00.00 | 897,475,000.00 | 897,475,000.00 | 886,150,000.00 | 882,025,000.00 | 4,125,000.00 | 774,575,000.00 | 654,850,000.00 | 825,000.00 | 655,675,000.00 | 118,900,000.00 |
| 23100102 | CONTRATACION DE INSUMOS Y | 372,583,858.00 | 33,450,000.00 | 406,033,858.00 | 358,497,307.00 | 347,789,948.00 | 10,707,359.00 | 277,447,275.00 | 253,159,517.00 | 24,287,758.00 | 277,447,275.00 | 00.00 |
| 23100102 | CONTRATACION DE INSUMOS Y PRESTACION DE SERVICIOS / RENTAS CEDIDAS | 272,583,858.00 | (30,500,000.00) | 242,083,858.00 | 238,748,398.00 | 238,748,398.00 | 00.00 | 171,529,785.00 | 147,242,027.00 | 24,287,758.00 | 171,529,785.00 | 00.00 |
| 23100102 | CONTRATACION DE INSUMOS Y PRESTACION DE SERVICIOS / S.G.P. CSF | 100,000,000.00 | 63,950,000.00 | 163,950,000.00 | 119,748,909.00 | 109,041,550.00 | 10,707,359.00 | 105,917,490.00 | 105,917,490.00 | 00.00 | 105,917,490.00 | 00.00 |
| 3 | Reserva de Apropriación | 00.00 | 00.00 | 00.00 | 00.00 | 00.00 | 00.00 | 00.00 | 00.00 | 00.00 | 00.00 | 00.00 |
| 4 | Reservas de Caja | 1,916,092,816.00 | 00.00 | 1,916,092,816.00 | 1,916,092,816.00 | 1,916,092,816.00 | 00.00 | 1,916,092,816.00 | 1,911,491,551.00 | 00.00 | 1,911,491,551.00 | 4,601,265.00 |
| 41 | GASTOS FUNCIONAMIENTO | 1,204,621,338.00 | 00.00 | 1,204,621,338.00 | 1,204,621,338.00 | 1,204,621,338.00 | 00.00 | 1,204,621,338.00 | 1,204,499,354.00 | 00.00 | 1,204,499,354.00 | 121,984.00 |
| 4101 | GASTOS DE PERSONAL | 27,536,371.00 | 00.00 | 27,536,371.00 | 27,536,371.00 | 27,536,371.00 | 00.00 | 27,536,371.00 | 27,536,371.00 | 00.00 | 27,536,371.00 | 00.00 |
| 410102 | SERVICIOS PERSONALES INDIRECTOS | 27,536,371.00 | 00.00 | 27,536,371.00 | 27,536,371.00 | 27,536,371.00 | 00.00 | 27,536,371.00 | 27,536,371.00 | 00.00 | 27,536,371.00 | 00.00 |
| 41010202 | HONORARIOS | 27,536,371.00 | 00.00 | 27,536,371.00 | 27,536,371.00 | 27,536,371.00 | 00.00 | 27,536,371.00 | 27,536,371.00 | 00.00 | 27,536,371.00 | 00.00 |
| 41010202 | HONORARIOS / RENTAS CEDIDAS | 27,536,371.00 | 00.00 | 27,536,371.00 | 27,536,371.00 | 27,536,371.00 | 00.00 | 27,536,371.00 | 27,536,371.00 | 00.00 | 27,536,371.00 | 00.00 |
| 4102 | GASTOS GENERALES | 498,909,154.00 | 00.00 | 498,909,154.00 | 498,909,154.00 | 498,909,154.00 | 00.00 | 498,909,154.00 | 498,787,170.00 | 00.00 | 498,787,170.00 | 121,984.00 |
| 410204 | ADQUISICIÓN BIENES Y SERVICIOS | 498,909,154.00 | 00.00 | 498,909,154.00 | 498,909,154.00 | 498,909,154.00 | 00.00 | 498,909,154.00 | 498,787,170.00 | 00.00 | 498,787,170.00 | 121,984.00 |
| 410204004 | MATERIALES Y SUMINISTROS | 99,419,495.00 | 00.00 | 99,419,495.00 | 99,419,495.00 | 99,419,495.00 | 00.00 | 99,419,495.00 | 99,419,495.00 | 00.00 | 99,419,495.00 | 00.00 |
| 410204004001 | DOTACIÓN | 64,330,210.00 | 00.00 | 64,330,210.00 | 64,330,210.00 | 64,330,210.00 | 00.00 | 64,330,210.00 | 64,330,210.00 | 00.00 | 64,330,210.00 | 00.00 |
| 410204004001 | DOTACIÓN / RENTAS CEDIDAS | 64,330,210.00 | 00.00 | 64,330,210.00 | 64,330,210.00 | 64,330,210.00 | 00.00 | 64,330,210.00 | 64,330,210.00 | 00.00 | 64,330,210.00 | 00.00 |
| 410204004003 | PRODUCTOS DE ASEO Y | 19,550,815.00 | 00.00 | 19,550,815.00 | 19,550,815.00 | 19,550,815.00 | 00.00 | 19,550,815.00 | 19,550,815.00 | 00.00 | 19,550,815.00 | 00.00 |
| 410204004003 | PRODUCTOS DE ASEO Y LIMPIEZA / RENTAS CEDIDAS | 19,550,815.00 | 00.00 | 19,550,815.00 | 19,550,815.00 | 19,550,815.00 | 00.00 | 19,550,815.00 | 19,550,815.00 | 00.00 | 19,550,815.00 | 00.00 |
| 410204004004 | PRODUCTOS DE CAFETERÍA Y | 15,538,470.00 | 00.00 | 15,538,470.00 | 15,538,470.00 | 15,538,470.00 | 00.00 | 15,538,470.00 | 15,538,470.00 | 00.00 | 15,538,470.00 | 00.00 |
| 410204004004 | PRODUCTOS DE CAFETERÍA Y RESTAURANTE / RENTAS CEDIDAS | 15,538,470.00 | 00.00 | 15,538,470.00 | 15,538,470.00 | 15,538,470.00 | 00.00 | 15,538,470.00 | 15,538,470.00 | 00.00 | 15,538,470.00 | 00.00 |
| 410204005 | MANTENIMIENTO | 118,742,314.00 | 00.00 | 118,742,314.00 | 118,742,314.00 | 118,742,314.00 | 00.00 | 118,742,314.00 | 118,742,314.00 | 00.00 | 118,742,314.00 | 00.00 |
| 410204005001 | MANTENIMIENTO DE BIENES INMUEBLES | 50,212,496.00 | 00.00 | 50,212,496.00 | 50,212,496.00 | 50,212,496.00 | 00.00 | 50,212,496.00 | 50,212,496.00 | 00.00 | 50,212,496.00 | 00.00 |

JP

EJECUCION PRESUPUESTAL DE GASTOS
CORRESPONDIENTE AL MES DE NOVIEMBRE DE 2020

| RUBRO | DESCRIPCION | APROPIACION INICIAL | MODIFICACIONES | APROPIACION VIGENTE | DISPONIBILIDADES | COMPROMISOS | DISPONIBILIDADES ABIERTAS | OBLIGACIONES | PAGOS ANTERIORES | PAGOS DEL MES | PAGOS ACUMULADOS | OBLIGACIONES POR PAGAR |
|--------------|--|---------------------|----------------|---------------------|------------------|----------------|---------------------------|----------------|------------------|---------------|------------------|------------------------|
| | | 1 | 2 | 3 | 4 | 5 | 6= (4-5) | 7 | 8 | 9 | 10 = (8+9) | 11=(7-10) |
| 410204005001 | MANTENIMIENTO DE BIENES INMUEBLES / RENTAS CEDIDAS | 50,212,496.00 | 00.00 | 50,212,496.00 | 50,212,496.00 | 50,212,496.00 | 00.00 | 50,212,496.00 | 50,212,496.00 | 00.00 | 50,212,496.00 | 00.00 |
| 410204005002 | MANTENIMIENTO DE BIENES | 8,782,864.00 | 00.00 | 8,782,864.00 | 8,782,864.00 | 8,782,864.00 | 00.00 | 8,782,864.00 | 8,782,864.00 | 00.00 | 8,782,864.00 | 00.00 |
| 410204005002 | MANTENIMIENTO DE BIENES MUEBLES EQUIPOS Y ENSERES / RENTAS CEDIDAS | 8,782,864.00 | 00.00 | 8,782,864.00 | 8,782,864.00 | 8,782,864.00 | 00.00 | 8,782,864.00 | 8,782,864.00 | 00.00 | 8,782,864.00 | 00.00 |
| 410204005005 | SERVICIO DE SEGURIDAD Y | 59,746,954.00 | 00.00 | 59,746,954.00 | 59,746,954.00 | 59,746,954.00 | 00.00 | 59,746,954.00 | 59,746,954.00 | 00.00 | 59,746,954.00 | 00.00 |
| 410204005005 | SERVICIO DE SEGURIDAD Y VIGILANCIA / RENTAS CEDIDAS | 59,746,954.00 | 00.00 | 59,746,954.00 | 59,746,954.00 | 59,746,954.00 | 00.00 | 59,746,954.00 | 59,746,954.00 | 00.00 | 59,746,954.00 | 00.00 |
| 410204006 | COMUNICACIÓN Y TRANSPORTE | 1,130,310.00 | 00.00 | 1,130,310.00 | 1,130,310.00 | 1,130,310.00 | 00.00 | 1,130,310.00 | 1,130,310.00 | 00.00 | 1,130,310.00 | 00.00 |
| 410204006001 | CORREO | 1,130,310.00 | 00.00 | 1,130,310.00 | 1,130,310.00 | 1,130,310.00 | 00.00 | 1,130,310.00 | 1,130,310.00 | 00.00 | 1,130,310.00 | 00.00 |
| 410204006001 | CORREO / RENTAS CEDIDAS | 1,130,310.00 | 00.00 | 1,130,310.00 | 1,130,310.00 | 1,130,310.00 | 00.00 | 1,130,310.00 | 1,130,310.00 | 00.00 | 1,130,310.00 | 00.00 |
| 410204009 | SEGUROS | 4,273,714.00 | 00.00 | 4,273,714.00 | 4,273,714.00 | 4,273,714.00 | 00.00 | 4,273,714.00 | 4,151,730.00 | 00.00 | 4,151,730.00 | 121,984.00 |
| 410204009003 | OTROS SEGUROS | 4,273,714.00 | 00.00 | 4,273,714.00 | 4,273,714.00 | 4,273,714.00 | 00.00 | 4,273,714.00 | 4,151,730.00 | 00.00 | 4,151,730.00 | 121,984.00 |
| 410204009003 | OTROS SEGUROS / RENTAS CEDIDAS | 4,273,714.00 | 00.00 | 4,273,714.00 | 4,273,714.00 | 4,273,714.00 | 00.00 | 4,273,714.00 | 4,151,730.00 | 00.00 | 4,151,730.00 | 121,984.00 |
| 410204013 | CAPACITACIÓN BIENESTAR | 255,890,301.00 | 00.00 | 255,890,301.00 | 255,890,301.00 | 255,890,301.00 | 00.00 | 255,890,301.00 | 255,890,301.00 | 00.00 | 255,890,301.00 | 00.00 |
| 410204013001 | SERVICIOS DE BIENESTAR SOCIAL | 255,890,301.00 | 00.00 | 255,890,301.00 | 255,890,301.00 | 255,890,301.00 | 00.00 | 255,890,301.00 | 255,890,301.00 | 00.00 | 255,890,301.00 | 00.00 |
| 410204013001 | SERVICIOS DE BIENESTAR SOCIAL / RENTAS CEDIDAS | 255,890,301.00 | 00.00 | 255,890,301.00 | 255,890,301.00 | 255,890,301.00 | 00.00 | 255,890,301.00 | 255,890,301.00 | 00.00 | 255,890,301.00 | 00.00 |
| 410204015 | OTROS GASTOS POR | 19,453,020.00 | 00.00 | 19,453,020.00 | 19,453,020.00 | 19,453,020.00 | 00.00 | 19,453,020.00 | 19,453,020.00 | 00.00 | 19,453,020.00 | 00.00 |
| 410204015002 | SALUD OCUPACIONAL | 19,453,020.00 | 00.00 | 19,453,020.00 | 19,453,020.00 | 19,453,020.00 | 00.00 | 19,453,020.00 | 19,453,020.00 | 00.00 | 19,453,020.00 | 00.00 |
| 410204015002 | SALUD OCUPACIONAL / RENTAS CEDIDAS | 19,453,020.00 | 00.00 | 19,453,020.00 | 19,453,020.00 | 19,453,020.00 | 00.00 | 19,453,020.00 | 19,453,020.00 | 00.00 | 19,453,020.00 | 00.00 |
| 4103 | TRANSFERENCIAS | 678,175,813.00 | 00.00 | 678,175,813.00 | 678,175,813.00 | 678,175,813.00 | 00.00 | 678,175,813.00 | 678,175,813.00 | 00.00 | 678,175,813.00 | 00.00 |
| 410303 | DE PREVISIÓN Y SEGURIDAD SOCIAL | 678,175,813.00 | 00.00 | 678,175,813.00 | 678,175,813.00 | 678,175,813.00 | 00.00 | 678,175,813.00 | 678,175,813.00 | 00.00 | 678,175,813.00 | 00.00 |
| 41030301 | DE PREVISION Y SEGURIDAD SOCIAL | 678,175,813.00 | 00.00 | 678,175,813.00 | 678,175,813.00 | 678,175,813.00 | 00.00 | 678,175,813.00 | 678,175,813.00 | 00.00 | 678,175,813.00 | 00.00 |
| 41030301002 | CUOTAS PARTES PENSIONALES | 500,000,000.00 | 00.00 | 500,000,000.00 | 500,000,000.00 | 500,000,000.00 | 00.00 | 500,000,000.00 | 500,000,000.00 | 00.00 | 500,000,000.00 | 00.00 |
| 41030301002 | CUOTAS PARTES PENSIONALES / RECURSOS PROPIOS | 500,000,000.00 | 00.00 | 500,000,000.00 | 500,000,000.00 | 500,000,000.00 | 00.00 | 500,000,000.00 | 500,000,000.00 | 00.00 | 500,000,000.00 | 00.00 |
| 41030301004 | INTERESES DE CESANTIAS | 18,473,459.00 | 00.00 | 18,473,459.00 | 18,473,459.00 | 18,473,459.00 | 00.00 | 18,473,459.00 | 18,473,459.00 | 00.00 | 18,473,459.00 | 00.00 |
| 41030301004 | INTERESES DE CESANTIAS / RENTAS CEDIDAS | 18,473,459.00 | 00.00 | 18,473,459.00 | 18,473,459.00 | 18,473,459.00 | 00.00 | 18,473,459.00 | 18,473,459.00 | 00.00 | 18,473,459.00 | 00.00 |
| 41030301006 | FONDOS ADMINISTRADORES DE | 159,702,354.00 | 00.00 | 159,702,354.00 | 159,702,354.00 | 159,702,354.00 | 00.00 | 159,702,354.00 | 159,702,354.00 | 00.00 | 159,702,354.00 | 00.00 |
| 41030301006 | FONDOS ADMINISTRADORES DE CESANTIAS PRIVADOS / RECURSOS PROPIOS | 159,702,354.00 | 00.00 | 159,702,354.00 | 159,702,354.00 | 159,702,354.00 | 00.00 | 159,702,354.00 | 159,702,354.00 | 00.00 | 159,702,354.00 | 00.00 |
| 43 | GASTOS DE INVERSIÓN | 711,471,478.00 | 00.00 | 711,471,478.00 | 711,471,478.00 | 711,471,478.00 | 00.00 | 711,471,478.00 | 706,992,197.00 | 00.00 | 706,992,197.00 | 4,479,281.00 |
| 4301 | GASTOS DE PERSONAL | 229,871,273.00 | 00.00 | 229,871,273.00 | 229,871,273.00 | 229,871,273.00 | 00.00 | 229,871,273.00 | 226,781,992.00 | 00.00 | 226,781,992.00 | 3,089,281.00 |
| 430101 | SERVICIOS PERSONALES ASOCIADOS A NÓMINA (OPE) | 3,089,281.00 | 00.00 | 3,089,281.00 | 3,089,281.00 | 3,089,281.00 | 00.00 | 3,089,281.00 | 00.00 | 00.00 | 00.00 | 3,089,281.00 |
| 43010101 | SUELDOS DE PERSONAL DE NÓMINA | 2,533,055.00 | 00.00 | 2,533,055.00 | 2,533,055.00 | 2,533,055.00 | 00.00 | 2,533,055.00 | 00.00 | 00.00 | 00.00 | 2,533,055.00 |
| 43010101001 | SUELDOS | 2,533,055.00 | 00.00 | 2,533,055.00 | 2,533,055.00 | 2,533,055.00 | 00.00 | 2,533,055.00 | 00.00 | 00.00 | 00.00 | 2,533,055.00 |
| 43010101001 | SUELDOS / S.G.P. CSF | 2,533,055.00 | 00.00 | 2,533,055.00 | 2,533,055.00 | 2,533,055.00 | 00.00 | 2,533,055.00 | 00.00 | 00.00 | 00.00 | 2,533,055.00 |
| 43010105 | OTROS | 556,226.00 | 00.00 | 556,226.00 | 556,226.00 | 556,226.00 | 00.00 | 556,226.00 | 00.00 | 00.00 | 00.00 | 556,226.00 |

**EJECUCION PRESUPUESTAL DE GASTOS
CORRESPONDIENTE AL MES DE NOVIEMBRE DE 2020**

| RUBRO | DESCRIPCION | APROPICIACION INICIAL | MODIFICACIONES | APROPICIACION VIGENTE | DISPONIBILIDADES | COMPROMISOS | DISPONIBILIDADES ABIERTAS | OBLIGACIONES | PAGOS ANTERIORES | PAGOS DEL MES | PAGOS ACUMULADOS | OBLIGACIONES POR PAGAR |
|---------------|--|-----------------------|----------------|-----------------------|------------------|----------------|---------------------------|----------------|------------------|---------------|------------------|------------------------|
| | | 1 | 2 | 3 | 4 | 5 | 6= (4-5) | 7 | 8 | 9 | 10 = (8+9) | 11=(7-10) |
| 43010105005 | PRIMA DE SERVICIO | 556,226.00 | 00.00 | 556,226.00 | 556,226.00 | 556,226.00 | 00.00 | 556,226.00 | 00.00 | 00.00 | 00.00 | 556,226.00 |
| 43010105005 | PRIMA DE SERVICIO / S.G.P. CSF | 556,226.00 | 00.00 | 556,226.00 | 556,226.00 | 556,226.00 | 00.00 | 556,226.00 | 00.00 | 00.00 | 00.00 | 556,226.00 |
| 430105 | CONTRIBUCIONES INHERENTES A LA NOMINA SECTOR PRIVADO Y | 226,781,992.00 | 00.00 | 226,781,992.00 | 226,781,992.00 | 226,781,992.00 | 00.00 | 226,781,992.00 | 226,781,992.00 | 00.00 | 226,781,992.00 | 00.00 |
| 43010501 | ADMINISTRADAS POR EL SECTOR PRIVADO | 226,781,992.00 | 00.00 | 226,781,992.00 | 226,781,992.00 | 226,781,992.00 | 00.00 | 226,781,992.00 | 226,781,992.00 | 00.00 | 226,781,992.00 | 00.00 |
| 43010501002 | FONDOS ADMINISTRADORES DE CESANTIAS PRIVADOS | 226,781,992.00 | 00.00 | 226,781,992.00 | 226,781,992.00 | 226,781,992.00 | 00.00 | 226,781,992.00 | 226,781,992.00 | 00.00 | 226,781,992.00 | 00.00 |
| 43010501002 | FONDOS ADMINISTRADORES DE CESANTIAS PRIVADOS / MINPROTECCION ETV | 66,318,525.00 | 00.00 | 66,318,525.00 | 66,318,525.00 | 66,318,525.00 | 00.00 | 66,318,525.00 | 66,318,525.00 | 00.00 | 66,318,525.00 | 00.00 |
| 43010501002 | FONDOS ADMINISTRADORES DE CESANTIAS PRIVADOS / S.G.P. CSF | 160,463,467.00 | 00.00 | 160,463,467.00 | 160,463,467.00 | 160,463,467.00 | 00.00 | 160,463,467.00 | 160,463,467.00 | 00.00 | 160,463,467.00 | 00.00 |
| 4302 | GASTOS GENERALES | 155,129,902.00 | 00.00 | 155,129,902.00 | 155,129,902.00 | 155,129,902.00 | 00.00 | 155,129,902.00 | 155,129,902.00 | 00.00 | 155,129,902.00 | 00.00 |
| 430204 | ADQUISICION BIENES Y SERVICIOS | 155,129,902.00 | 00.00 | 155,129,902.00 | 155,129,902.00 | 155,129,902.00 | 00.00 | 155,129,902.00 | 155,129,902.00 | 00.00 | 155,129,902.00 | 00.00 |
| 430204004 | MATERIALES Y SUMINISTROS | 44,000,800.00 | 00.00 | 44,000,800.00 | 44,000,800.00 | 44,000,800.00 | 00.00 | 44,000,800.00 | 44,000,800.00 | 00.00 | 44,000,800.00 | 00.00 |
| 430204004 | MATERIALES Y SUMINISTROS / S.G.P. CSF | 44,000,800.00 | 00.00 | 44,000,800.00 | 44,000,800.00 | 44,000,800.00 | 00.00 | 44,000,800.00 | 44,000,800.00 | 00.00 | 44,000,800.00 | 00.00 |
| 430204007 | IMPRESOS Y PUBLICACIONES | 111,129,102.00 | 00.00 | 111,129,102.00 | 111,129,102.00 | 111,129,102.00 | 00.00 | 111,129,102.00 | 111,129,102.00 | 00.00 | 111,129,102.00 | 00.00 |
| 430204007 | IMPRESOS Y PUBLICACIONES / S.G.P. CSF | 111,129,102.00 | 00.00 | 111,129,102.00 | 111,129,102.00 | 111,129,102.00 | 00.00 | 111,129,102.00 | 111,129,102.00 | 00.00 | 111,129,102.00 | 00.00 |
| 4303 | TRANSFERENCIAS | 27,580,445.00 | 00.00 | 27,580,445.00 | 27,580,445.00 | 27,580,445.00 | 00.00 | 27,580,445.00 | 27,580,445.00 | 00.00 | 27,580,445.00 | 00.00 |
| 430303 | DE PREVISION Y SEGURIDAD SOCIAL | 27,580,445.00 | 00.00 | 27,580,445.00 | 27,580,445.00 | 27,580,445.00 | 00.00 | 27,580,445.00 | 27,580,445.00 | 00.00 | 27,580,445.00 | 00.00 |
| 430303001 | INTERESES DE CESANTIAS | 27,580,445.00 | 00.00 | 27,580,445.00 | 27,580,445.00 | 27,580,445.00 | 00.00 | 27,580,445.00 | 27,580,445.00 | 00.00 | 27,580,445.00 | 00.00 |
| 430303001 | INTERESES DE CESANTIAS / MINPROTECCION ETV | 7,925,402.00 | 00.00 | 7,925,402.00 | 7,925,402.00 | 7,925,402.00 | 00.00 | 7,925,402.00 | 7,925,402.00 | 00.00 | 7,925,402.00 | 00.00 |
| 430303001 | INTERESES DE CESANTIAS / S.G.P. CSF | 19,655,043.00 | 00.00 | 19,655,043.00 | 19,655,043.00 | 19,655,043.00 | 00.00 | 19,655,043.00 | 19,655,043.00 | 00.00 | 19,655,043.00 | 00.00 |
| 4310 | OTROS GASTOS DE INVERSION | 298,889,858.00 | 00.00 | 298,889,858.00 | 298,889,858.00 | 298,889,858.00 | 00.00 | 298,889,858.00 | 297,499,858.00 | 00.00 | 297,499,858.00 | 1,390,000.00 |
| 431001 | SUBCUENTA UES | 298,889,858.00 | 00.00 | 298,889,858.00 | 298,889,858.00 | 298,889,858.00 | 00.00 | 298,889,858.00 | 297,499,858.00 | 00.00 | 297,499,858.00 | 1,390,000.00 |
| 43100101 | CONTRATACION DE INSUMOS Y PRESTACION DE SERVICIOS | 242,181,404.00 | 00.00 | 242,181,404.00 | 242,181,404.00 | 242,181,404.00 | 00.00 | 242,181,404.00 | 240,791,404.00 | 00.00 | 240,791,404.00 | 1,390,000.00 |
| 43100101007 | ENFERMEDADES TRANSMITIDAS POR VECTORES | 4,170,000.00 | 00.00 | 4,170,000.00 | 4,170,000.00 | 4,170,000.00 | 00.00 | 4,170,000.00 | 2,780,000.00 | 00.00 | 2,780,000.00 | 1,390,000.00 |
| 4310010100701 | ENFERMEDADES TRANSMITIDAS POR VECTORES - TALENTO HUMANO | 4,170,000.00 | 00.00 | 4,170,000.00 | 4,170,000.00 | 4,170,000.00 | 00.00 | 4,170,000.00 | 2,780,000.00 | 00.00 | 2,780,000.00 | 1,390,000.00 |
| 4310010100701 | ENFERMEDADES TRANSMITIDAS POR VECTORES - TALENTO HUMANO / S.G.P. CSF | 4,170,000.00 | 00.00 | 4,170,000.00 | 4,170,000.00 | 4,170,000.00 | 00.00 | 4,170,000.00 | 2,780,000.00 | 00.00 | 2,780,000.00 | 1,390,000.00 |
| 43100101008 | ZOONOSIS | 46,618,208.00 | 00.00 | 46,618,208.00 | 46,618,208.00 | 46,618,208.00 | 00.00 | 46,618,208.00 | 46,618,208.00 | 00.00 | 46,618,208.00 | 00.00 |
| 4310010100801 | ZOONOSIS - TALENTO HUMANO | 695,000.00 | 00.00 | 695,000.00 | 695,000.00 | 695,000.00 | 00.00 | 695,000.00 | 695,000.00 | 00.00 | 695,000.00 | 00.00 |
| 4310010100801 | ZOONOSIS - TALENTO HUMANO / S.G.P. CSF | 695,000.00 | 00.00 | 695,000.00 | 695,000.00 | 695,000.00 | 00.00 | 695,000.00 | 695,000.00 | 00.00 | 695,000.00 | 00.00 |
| 4310010100802 | ZOONOSIS - MATERIALES Y | 45,923,208.00 | 00.00 | 45,923,208.00 | 45,923,208.00 | 45,923,208.00 | 00.00 | 45,923,208.00 | 45,923,208.00 | 00.00 | 45,923,208.00 | 00.00 |
| 4310010100802 | ZOONOSIS - MATERIALES Y SUMINISTROS / S.G.P. CSF | 45,923,208.00 | 00.00 | 45,923,208.00 | 45,923,208.00 | 45,923,208.00 | 00.00 | 45,923,208.00 | 45,923,208.00 | 00.00 | 45,923,208.00 | 00.00 |
| 43100101011 | FORTALECIMIENTO | 180,130,529.00 | 00.00 | 180,130,529.00 | 180,130,529.00 | 180,130,529.00 | 00.00 | 180,130,529.00 | 180,130,529.00 | 00.00 | 180,130,529.00 | 00.00 |
| 4310010101101 | Fortalecimiento Institucional - Talento Humano | 9,000,000.00 | 00.00 | 9,000,000.00 | 9,000,000.00 | 9,000,000.00 | 00.00 | 9,000,000.00 | 9,000,000.00 | 00.00 | 9,000,000.00 | 00.00 |

fs

EJECUCION PRESUPUESTAL DE GASTOS
CORRESPONDIENTE AL MES DE NOVIEMBRE DE 2020

| RUBRO | DESCRIPCION | APROPIACION INICIAL | MODIFICACIONES | APROPIACION VIGENTE | DISPONIBILIDADES | COMPROMISOS | DISPONIBILIDADES ABIERTAS | OBLIGACIONES | PAGOS ANTERIORES | PAGOS DEL MES | PAGOS ACUMULADOS | OBLIGACIONES POR PAGAR |
|---------------|--|---------------------|----------------|---------------------|------------------|---------------|---------------------------|---------------|------------------|---------------|------------------|------------------------|
| | | 1 | 2 | 3 | 4 | 5 | 6= (4-5) | 7 | 8 | 9 | 10 = (8+9) | 11=(7-10) |
| 431001010101 | Fortalecimiento Institucional - Talento Humano / RENTAS CEDIDAS | 9,000,000.00 | 00.00 | 9,000,000.00 | 9,000,000.00 | 9,000,000.00 | 00.00 | 9,000,000.00 | 9,000,000.00 | 00.00 | 9,000,000.00 | 00.00 |
| 431001010102 | Fortalecimiento Institucional - | 56,217,000.00 | 00.00 | 56,217,000.00 | 56,217,000.00 | 56,217,000.00 | 00.00 | 56,217,000.00 | 56,217,000.00 | 00.00 | 56,217,000.00 | 00.00 |
| 4310010101102 | Fortalecimiento Institucional - Materiales y Suministros / RENTAS CEDIDAS | 56,217,000.00 | 00.00 | 56,217,000.00 | 56,217,000.00 | 56,217,000.00 | 00.00 | 56,217,000.00 | 56,217,000.00 | 00.00 | 56,217,000.00 | 00.00 |
| 4310010101105 | Fortalecimiento Institucional - | 91,577,204.00 | 00.00 | 91,577,204.00 | 91,577,204.00 | 91,577,204.00 | 00.00 | 91,577,204.00 | 91,577,204.00 | 00.00 | 91,577,204.00 | 00.00 |
| 4310010101105 | Fortalecimiento Institucional - Mantenimiento / Rentas Cedidas / RENTAS CEDIDAS | 91,577,204.00 | 00.00 | 91,577,204.00 | 91,577,204.00 | 91,577,204.00 | 00.00 | 91,577,204.00 | 91,577,204.00 | 00.00 | 91,577,204.00 | 00.00 |
| 4310010101107 | Fortalecimiento Institucional - Vigilancia y seguridad / Rentas | 23,336,325.00 | 00.00 | 23,336,325.00 | 23,336,325.00 | 23,336,325.00 | 00.00 | 23,336,325.00 | 23,336,325.00 | 00.00 | 23,336,325.00 | 00.00 |
| 4310010101107 | Fortalecimiento Institucional - Vigilancia y seguridad / Rentas Cedidas / RENTAS CEDIDAS | 23,336,325.00 | 00.00 | 23,336,325.00 | 23,336,325.00 | 23,336,325.00 | 00.00 | 23,336,325.00 | 23,336,325.00 | 00.00 | 23,336,325.00 | 00.00 |
| 43100101012 | PROTECCION Y VIGILANCIA EN | 9,996,000.00 | 00.00 | 9,996,000.00 | 9,996,000.00 | 9,996,000.00 | 00.00 | 9,996,000.00 | 9,996,000.00 | 00.00 | 9,996,000.00 | 00.00 |
| 4310010101204 | Prot. y Vig. en Salud Ambiental- Mantenimiento de equipos | 9,996,000.00 | 00.00 | 9,996,000.00 | 9,996,000.00 | 9,996,000.00 | 00.00 | 9,996,000.00 | 9,996,000.00 | 00.00 | 9,996,000.00 | 00.00 |
| 4310010101204 | Prot. y Vig. en Salud Ambiental- Mantenimiento de equipos / S.G.P. CSF | 9,996,000.00 | 00.00 | 9,996,000.00 | 9,996,000.00 | 9,996,000.00 | 00.00 | 9,996,000.00 | 9,996,000.00 | 00.00 | 9,996,000.00 | 00.00 |
| 43100101013 | SEGURIDAD QUÍMICA Y | 1,266,667.00 | 00.00 | 1,266,667.00 | 1,266,667.00 | 1,266,667.00 | 00.00 | 1,266,667.00 | 1,266,667.00 | 00.00 | 1,266,667.00 | 00.00 |
| 4310010101301 | SEG. QUÍM. Y PROT.RADIOLÓGICA - Talento Humano / S.G.P. CSF | 1,266,667.00 | 00.00 | 1,266,667.00 | 1,266,667.00 | 1,266,667.00 | 00.00 | 1,266,667.00 | 1,266,667.00 | 00.00 | 1,266,667.00 | 00.00 |
| 4310010101301 | SEG. QUÍM. Y PROT.RADIOLÓGICA - Talento Humano / S.G.P. CSF / S.G.P. CSF | 1,266,667.00 | 00.00 | 1,266,667.00 | 1,266,667.00 | 1,266,667.00 | 00.00 | 1,266,667.00 | 1,266,667.00 | 00.00 | 1,266,667.00 | 00.00 |
| 43100102 | CONTRATACION DE INSUMOS Y | 56,708,454.00 | 00.00 | 56,708,454.00 | 56,708,454.00 | 56,708,454.00 | 00.00 | 56,708,454.00 | 56,708,454.00 | 00.00 | 56,708,454.00 | 00.00 |
| 43100102 | PRESTACION DE SERVICIOS / RENTAS CEDIDAS | 56,708,454.00 | 00.00 | 56,708,454.00 | 56,708,454.00 | 56,708,454.00 | 00.00 | 56,708,454.00 | 56,708,454.00 | 00.00 | 56,708,454.00 | 00.00 |
| 8 | Pasivo exigible | 00.00 | 00.00 | 00.00 | 00.00 | 00.00 | 00.00 | 00.00 | 00.00 | 00.00 | 00.00 | 00.00 |

Ing. DIEGO VICTORIA MEJÍA
Director General

Dr. FERNANDO GIRÓN VANDERHUK
Subdirector Administrativo

JACQUELINE LUNA PEREZ
Profesional Universitario