

EJECUCION PRESUPUESTAL DE INGRESOS
CORRESPONDIENTE AL MES DE DICIEMBRE DE 2020

RUBRO	DESCRIPCION	PRESUPUESTO INICIAL	MODIFICACIONES	TOTAL PRESUPUESTO	RECAUDOS ANTERIORES	RECAUDOS DEL MES	RECAUDOS ACUMULADOS	POR RECAUDAR	% REC
1	INGRESOS	16,046,607,234.00	12,234,138,146.00	28,280,745,380.00	19,601,488,431.75	8,786,765,453.71	28,388,253,885.46	(107,508,505.46)	100.38
11	INGRESOS CORRIENTES	16,046,607,234.00	8,565,698,151.00	24,612,305,385.00	15,830,023,281.00	8,782,282,104.00	24,612,305,385.00	00.00	100.00
112	TRANSFERENCIAS	16,046,607,234.00	8,565,698,151.00	24,612,305,385.00	15,830,023,281.00	8,782,282,104.00	24,612,305,385.00	00.00	100.00
1121	TRANSFERENCIAS CORRIENTES RECIBIDAS	16,046,607,234.00	8,565,698,151.00	24,612,305,385.00	15,830,023,281.00	8,782,282,104.00	24,612,305,385.00	00.00	100.00
11212	DEL DEPARTAMENTO	16,046,607,234.00	8,565,698,151.00	24,612,305,385.00	15,830,023,281.00	8,782,282,104.00	24,612,305,385.00	00.00	100.00
112121	RENTAS CEDIDAS	6,120,145,785.00	00.00	6,120,145,785.00	4,467,706,423.00	1,652,439,362.00	6,120,145,785.00	00.00	100.00
112121	001 RENTAS CEDIDAS / RENTAS CEDIDAS	6,120,145,785.00	00.00	6,120,145,785.00	4,467,706,423.00	1,652,439,362.00	6,120,145,785.00	00.00	100.00
112122	MINPROTECCION	7,926,461,449.00	(14,301,849.00)	7,912,159,600.00	4,326,316,858.00	3,585,842,742.00	7,912,159,600.00	00.00	100.00
112122	002 MINPROTECCION / MINPROTECCION ETV	1,274,234,434.00	(114,301,849.00)	1,159,932,585.00	857,191,137.00	302,741,448.00	1,159,932,585.00	00.00	100.00
112122	005 MINPROTECCION / S.G.P. CSF	6,652,227,015.00	100,000,000.00	6,752,227,015.00	3,469,125,721.00	3,283,101,294.00	6,752,227,015.00	00.00	100.00
112123	RECURSOS PROPIOS	2,000,000,000.00	00.00	2,000,000,000.00	1,460,000,000.00	620,000,000.00	2,080,000,000.00	(80,000,000.00)	104.00
112123	006 RECURSOS PROPIOS / RECURSOS PROPIOS GOBERNACION	2,000,000,000.00	00.00	2,000,000,000.00	1,460,000,000.00	620,000,000.00	2,080,000,000.00	(80,000,000.00)	104.00
112124	LIBRE DESTINACION	00.00	8,580,000,000.00	8,580,000,000.00	5,576,000,000.00	2,924,000,000.00	8,500,000,000.00	80,000,000.00	99.07
112124	007 LIBRE DESTINACION / LIBRE DESTINACION	00.00	8,580,000,000.00	8,580,000,000.00	5,576,000,000.00	2,924,000,000.00	8,500,000,000.00	80,000,000.00	99.07
13	RECURSOS DE CAPITAL	00.00	3,668,439,995.00	3,668,439,995.00	3,771,465,150.75	4,483,349.71	3,775,948,500.46	(107,508,505.46)	102.93
131	RECURSOS DEL BALANCE	00.00	3,668,439,995.00	3,668,439,995.00	3,668,439,995.00	00.00	3,668,439,995.00	00.00	100.00
1311	SUPERAVIT FISCAL	00.00	3,668,439,995.00	3,668,439,995.00	3,668,439,995.00	00.00	3,668,439,995.00	00.00	100.00
1311	001 SUPERAVIT FISCAL / RENTAS CEDIDAS	00.00	833,752,374.00	833,752,374.00	833,752,374.00	00.00	833,752,374.00	00.00	100.00
1311	002 SUPERAVIT FISCAL / MINPROTECCION ETV	00.00	104,490,970.00	104,490,970.00	104,490,970.00	00.00	104,490,970.00	00.00	100.00
1311	004 SUPERAVIT FISCAL / RECURSOS PROPIOS	00.00	2,166,395,317.00	2,166,395,317.00	2,166,395,317.00	00.00	2,166,395,317.00	00.00	100.00
1311	005 SUPERAVIT FISCAL / S.G.P. CSF	00.00	563,801,334.00	563,801,334.00	563,801,334.00	00.00	563,801,334.00	00.00	100.00
132	RENDIMIENTOS FINANCIEROS	00.00	00.00	00.00	62,705,796.75	574,071.71	63,279,868.46	(63,279,868.46)	00.00
132	001 RENDIMIENTOS FINANCIEROS / RENTAS CEDIDAS	00.00	00.00	00.00	6,110,476.93	213,901.81	6,324,378.74	(6,324,378.74)	00.00
132	002 RENDIMIENTOS FINANCIEROS / MINPROTECCION ETV	00.00	00.00	00.00	136,727.00	183.00	136,910.00	(136,910.00)	00.00
132	004 RENDIMIENTOS FINANCIEROS / RECURSOS PROPIOS	00.00	00.00	00.00	34,546,206.43	356,970.90	34,903,177.33	(34,903,177.33)	00.00
132	005 RENDIMIENTOS FINANCIEROS / S.G.P. CSF	00.00	00.00	00.00	3,400,247.00	3,016.00	3,403,263.00	(3,403,263.00)	00.00
1321	001 RENDIMIENTOS POR OPERACIONES FINANCIERAS / RENTAS CEDIDAS	00.00	00.00	00.00	737,293.87	00.00	737,293.87	(737,293.87)	00.00

**EJECUCION PRESUPUESTAL DE INGRESOS
CORRESPONDIENTE AL MES DE DICIEMBRE DE 2020**

RUBRO	DESCRIPCION	PRESUPUESTO INICIAL	MODIFICACIONES	TOTAL PRESUPUESTO	RECAUDOS ANTERIORES	RECAUDOS DEL MES	RECAUDOS ACUMULADOS	POR RECAUDAR	% REC
1321	002 RENDIMIENTOS POR OPERACIONES FINANCIERAS / MINPROTECCION ETV	00.00	00.00	00.00	105,373.00	00.00	105,373.00	(105,373.00)	00.00
1321	004 RENDIMIENTOS POR OPERACIONES FINANCIERAS / RECURSOS PROPIOS	00.00	00.00	00.00	15,480,399.52	00.00	15,480,399.52	(15,480,399.52)	00.00
1321	005 RENDIMIENTOS POR OPERACIONES FINANCIERAS / S.G.P. CSF	00.00	00.00	00.00	2,189,073.00	00.00	2,189,073.00	(2,189,073.00)	00.00
133	OTROS INGRESOS DE CAPITAL	00.00	00.00	00.00	40,319,359.00	3,909,278.00	44,228,637.00	(44,228,637.00)	00.00
1332	REINTEGRO	00.00	00.00	00.00	40,319,359.00	3,909,278.00	44,228,637.00	(44,228,637.00)	00.00
1332	001 REINTEGRO / RENTAS CEDIDAS	00.00	00.00	00.00	18,589,071.00	3,745,833.00	22,334,904.00	(22,334,904.00)	00.00
1332	004 REINTEGRO / RECURSOS PROPIOS	00.00	00.00	00.00	21,163,226.00	163,445.00	21,326,671.00	(21,326,671.00)	00.00
1332	005 REINTEGRO / S.G.P. CSF	00.00	00.00	00.00	567,062.00	00.00	567,062.00	(567,062.00)	00.00

Ing. DIEGO VICTORIA MEJÍA
Director General

Dr. FERNANDO GIRÓN VANDERHUK
Subdirector Administrativo

JACQUELINE LUNA PEREZ
Profesional Universitario

**EJECUCION PRESUPUESTAL DE GASTOS
CORRESPONDIENTE AL MES DE DICIEMBRE DE 2020**

RUBRO	DESCRIPCION	APROPRIACION INICIAL	MODIFICACIONES	APROPRIACION VIGENTE	DISPONIBILIDADES	COMPROMISOS	DISPONIBILIDADES ABIERTAS	OBLIGACIONES	PAGOS ANTERIORES	PAGOS DEL MES	PAGOS ACUMULADOS	OBLIGACIONES POR PAGAR	RESERVAS EXCEPCIONALES
		1	2	3	4	5	6= (4-5)	7	8	9	10 = (8+9)	11=(7-10)	12=(5-7)
2	GASTOS	16,046,607,234.00	12,234,138,146.00	28,280,745,380.00	24,635,662,957.15	24,635,662,957.15	00.00	24,635,662,957.15	19,081,985,654.87	5,134,354,180.28	24,216,339,835.15	419,323,122.00	00.00
21	GASTOS FUNCIONAMIENTO	4,904,764,444.00	2,987,147,691.00	7,891,912,135.00	5,397,176,785.23	5,397,176,785.23	00.00	5,397,176,785.23	3,819,824,381.33	1,405,643,345.90	5,225,467,727.23	171,709,058.00	00.00
2101	GASTOS DE PERSONAL	2,582,073,167.00	1,046,270,995.00	3,628,344,162.00	2,850,577,182.00	2,850,577,182.00	00.00	2,850,577,182.00	2,560,654,768.00	289,922,414.00	2,850,577,182.00	00.00	00.00
210101	SERVICIOS PERSONALES ASOCIADOS A LA NOMINA	1,998,073,167.00	258,680,461.00	2,256,753,628.00	2,231,722,482.00	2,231,722,482.00	00.00	2,231,722,482.00	1,986,560,468.00	245,162,014.00	2,231,722,482.00	00.00	00.00
21010101	SUELDOS DE PERSONAL DE NOMINA	1,502,015,010.00	133,706,466.00	1,635,721,476.00	1,633,347,656.00	1,633,347,656.00	00.00	1,633,347,656.00	1,493,073,371.00	140,274,285.00	1,633,347,656.00	00.00	00.00
21010101001	SUELDOS	1,502,015,010.00	133,706,466.00	1,635,721,476.00	1,633,347,656.00	1,633,347,656.00	00.00	1,633,347,656.00	1,493,073,371.00	140,274,285.00	1,633,347,656.00	00.00	00.00
21010101001	SUELDOS / RENTAS CEDIDAS	1,502,015,010.00	133,706,466.00	1,635,721,476.00	1,633,347,656.00	1,633,347,656.00	00.00	1,633,347,656.00	1,493,073,371.00	140,274,285.00	1,633,347,656.00	00.00	00.00
21010105	OTROS	442,058,157.00	51,412,761.00	493,470,918.00	480,112,104.00	480,112,104.00	00.00	480,112,104.00	380,478,039.00	99,634,065.00	480,112,104.00	00.00	00.00
21010105001	BONIFICACIÓN ESPECIAL DE RECREACIÓN	8,344,528.00	251,195.00	8,595,723.00	8,218,082.00	8,218,082.00	00.00	8,218,082.00	6,770,069.00	1,448,013.00	8,218,082.00	00.00	00.00
21010105001	BONIFICACIÓN ESPECIAL DE RECREACIÓN / RENTAS CEDIDAS	8,344,528.00	251,195.00	8,595,723.00	8,218,082.00	8,218,082.00	00.00	8,218,082.00	6,770,069.00	1,448,013.00	8,218,082.00	00.00	00.00
21010105002	SUBSIDIO ALIMENTACION	13,989,097.00	288,070.00	14,277,167.00	12,166,806.00	12,166,806.00	00.00	12,166,806.00	11,221,690.00	945,116.00	12,166,806.00	00.00	00.00
21010105002	SUBSIDIO ALIMENTACION / RENTAS CEDIDAS	13,989,097.00	288,070.00	14,277,167.00	12,166,806.00	12,166,806.00	00.00	12,166,806.00	11,221,690.00	945,116.00	12,166,806.00	00.00	00.00
21010105003	AUXILIO DE TRANSPORTE	21,587,679.00	628,784.00	22,216,463.00	18,817,155.00	18,817,155.00	00.00	18,817,155.00	17,346,342.00	1,470,813.00	18,817,155.00	00.00	00.00
21010105003	AUXILIO DE TRANSPORTE / RENTAS CEDIDAS	21,587,679.00	628,784.00	22,216,463.00	18,817,155.00	18,817,155.00	00.00	18,817,155.00	17,346,342.00	1,470,813.00	18,817,155.00	00.00	00.00
21010105004	PRIMA DE SERVICIO	66,048,311.00	4,107,276.00	70,155,587.00	69,411,402.00	69,411,402.00	00.00	69,411,402.00	68,139,886.00	1,271,516.00	69,411,402.00	00.00	00.00
21010105004	PRIMA DE SERVICIO / RENTAS CEDIDAS	66,048,311.00	4,107,276.00	70,155,587.00	69,411,402.00	69,411,402.00	00.00	69,411,402.00	68,139,886.00	1,271,516.00	69,411,402.00	00.00	00.00
21010105005	PRIMA DE VACACIONES	69,570,344.00	14,097,774.00	83,668,118.00	78,709,736.00	78,709,736.00	00.00	78,709,736.00	66,557,441.00	12,152,295.00	78,709,736.00	00.00	00.00
21010105005	PRIMA DE VACACIONES / RENTAS CEDIDAS	69,570,344.00	14,097,774.00	83,668,118.00	78,709,736.00	78,709,736.00	00.00	78,709,736.00	66,557,441.00	12,152,295.00	78,709,736.00	00.00	00.00
21010105006	PRIMA DE NAVIDAD	148,902,205.00	19,504,128.00	168,406,333.00	167,500,627.00	167,500,627.00	00.00	167,500,627.00	163,906,333.00	3,594,294.00	167,500,627.00	00.00	00.00
21010105006	PRIMA DE NAVIDAD / RENTAS CEDIDAS	148,902,205.00	19,504,128.00	168,406,333.00	167,500,627.00	167,500,627.00	00.00	167,500,627.00	163,906,333.00	3,594,294.00	167,500,627.00	00.00	00.00
21010105007	PRIMAS EXTRA	66,048,311.00	10,107,276.00	76,155,587.00	75,440,521.00	75,440,521.00	00.00	75,440,521.00	00.00	75,440,521.00	75,440,521.00	00.00	00.00
21010105007	PRIMAS EXTRA / RENTAS CEDIDAS	66,048,311.00	10,107,276.00	76,155,587.00	75,440,521.00	75,440,521.00	00.00	75,440,521.00	00.00	75,440,521.00	75,440,521.00	00.00	00.00
21010105008	BONIFICACION SERVICIOS	47,567,682.00	2,428,258.00	49,995,940.00	49,847,775.00	49,847,775.00	00.00	49,847,775.00	46,536,278.00	3,311,497.00	49,847,775.00	00.00	00.00
21010105008	BONIFICACION SERVICIOS PRESTADOS / RENTAS CEDIDAS	47,567,682.00	2,428,258.00	49,995,940.00	49,847,775.00	49,847,775.00	00.00	49,847,775.00	46,536,278.00	3,311,497.00	49,847,775.00	00.00	00.00
21010109	HORAS EXTRAS DIAS FESTIVOS	54,000,000.00	73,561,234.00	127,561,234.00	118,262,722.00	118,262,722.00	00.00	118,262,722.00	113,009,058.00	5,253,664.00	118,262,722.00	00.00	00.00
21010109001	RECARGOS NOCTURNOS Y FESTIVOS	53,000,000.00	(13,000,000.00)	40,000,000.00	39,194,543.00	39,194,543.00	00.00	39,194,543.00	33,940,879.00	5,253,664.00	39,194,543.00	00.00	00.00
21010109001	RECARGOS NOCTURNOS Y FESTIVOS / RENTAS CEDIDAS	53,000,000.00	(13,000,000.00)	40,000,000.00	39,194,543.00	39,194,543.00	00.00	39,194,543.00	33,940,879.00	5,253,664.00	39,194,543.00	00.00	00.00
21010109002	INDEMNIZACIÓN POR	1,000,000.00	86,561,234.00	87,561,234.00	79,068,179.00	79,068,179.00	00.00	79,068,179.00	79,068,179.00	00.00	79,068,179.00	00.00	00.00
21010109002	INDEMNIZACIÓN POR VACACIONES / RENTAS CEDIDAS	1,000,000.00	86,561,234.00	87,561,234.00	79,068,179.00	79,068,179.00	00.00	79,068,179.00	79,068,179.00	00.00	79,068,179.00	00.00	00.00
210102	SERVICIOS PERSONALES	29,000,000.00	(25,000,000.00)	4,000,000.00	2,633,400.00	2,633,400.00	00.00	2,633,400.00	2,048,200.00	585,200.00	2,633,400.00	00.00	00.00

70

EJECUCION PRESUPUESTAL DE GASTOS
CORRESPONDIENTE AL MES DE DICIEMBRE DE 2020

RUBRO	DESCRIPCION	APROPIACION INICIAL	MODIFICACIONES	APROPIACION VIGENTE	DISPONIBILIDADES	COMPROMISOS	DISPONIBILIDADES ABIERTAS	OBLIGACIONES	PAGOS ANTERIORES	PAGOS DEL MES	PAGOS ACUMULADOS	OBLIGACIONES POR PAGAR	RESERVAS EXCEPCIONALES
		1	2	3	4	5	6= (4-5)	7	8	9	10 = (8+9)	11=(7-10)	12=(5-7)
21010201	GASTOS DE PERSONAL SUPERNUMERARIO	00.00	00.00	00.00	00.00	00.00	00.00	00.00	00.00	00.00	00.00	00.00	00.00
21010202	HONORARIOS	29,000,000.00	(25,000,000.00)	4,000,000.00	2,633,400.00	2,633,400.00	00.00	2,633,400.00	2,048,200.00	585,200.00	2,633,400.00	00.00	00.00
21010202	HONORARIOS / RENTAS CEDIDAS	29,000,000.00	(25,000,000.00)	4,000,000.00	2,633,400.00	2,633,400.00	00.00	2,633,400.00	2,048,200.00	585,200.00	2,633,400.00	00.00	00.00
21010203	REMUNERACION POR SERVICIOS	00.00	00.00	00.00	00.00	00.00	00.00	00.00	00.00	00.00	00.00	00.00	00.00
210105	CONTRIBUCIONES INHERENTES A LA NOMINA SECTOR PRIVADO Y PUBLICO	555,000,000.00	812,590,534.00	1,367,590,534.00	616,221,300.00	616,221,300.00	00.00	616,221,300.00	572,046,100.00	44,175,200.00	616,221,300.00	00.00	00.00
21010501	ADMINISTRADAS POR EL SECTOR PRIVADO	287,000,000.00	81,458,993.00	368,458,993.00	349,620,600.00	349,620,600.00	00.00	349,620,600.00	326,661,900.00	22,958,700.00	349,620,600.00	00.00	00.00
21010501001	CAJAS DE COMPENSACIÓN PRIVADAS	75,000,000.00	4,258,993.00	79,258,993.00	79,158,500.00	79,158,500.00	00.00	79,158,500.00	72,472,800.00	6,685,700.00	79,158,500.00	00.00	00.00
21010501001	CAJAS DE COMPENSACIÓN PRIVADAS / RENTAS CEDIDAS	75,000,000.00	4,258,993.00	79,258,993.00	79,158,500.00	79,158,500.00	00.00	79,158,500.00	72,472,800.00	6,685,700.00	79,158,500.00	00.00	00.00
21010501003	FONDOS ADMINISTRADORES DE	95,000,000.00	7,000,000.00	102,000,000.00	101,417,800.00	101,417,800.00	00.00	101,417,800.00	94,737,600.00	6,680,200.00	101,417,800.00	00.00	00.00
21010501003	FONDOS ADMINISTRADORES DE PENSIONES PRIVADOS / RENTAS CEDIDAS	95,000,000.00	7,000,000.00	102,000,000.00	101,417,800.00	101,417,800.00	00.00	101,417,800.00	94,737,600.00	6,680,200.00	101,417,800.00	00.00	00.00
21010501004	EMPRESAS PRIVADAS	100,000,000.00	63,000,000.00	163,000,000.00	148,058,300.00	148,058,300.00	00.00	148,058,300.00	139,544,500.00	8,513,800.00	148,058,300.00	00.00	00.00
21010501004	EMPRESAS PRIVADAS PROMOTORAS DE SALUD / RENTAS CEDIDAS	100,000,000.00	13,000,000.00	113,000,000.00	103,586,100.00	103,586,100.00	00.00	103,586,100.00	103,500,000.00	86,100.00	103,586,100.00	00.00	00.00
21010501004	EMPRESAS PRIVADAS PROMOTORAS DE SALUD / RECURSOS PROPIOS	00.00	50,000,000.00	50,000,000.00	44,472,200.00	44,472,200.00	00.00	44,472,200.00	36,044,500.00	8,427,700.00	44,472,200.00	00.00	00.00
21010501005	ADMINISTRADORAS PRIVADAS DE APORTES PARA ACCIDENTES DE TRABAJO Y ENFERMEDADES	17,000,000.00	7,200,000.00	24,200,000.00	20,986,000.00	20,986,000.00	00.00	20,986,000.00	19,907,000.00	1,079,000.00	20,986,000.00	00.00	00.00
21010501005	ADMINISTRADORAS PRIVADAS DE APORTES PARA ACCIDENTES DE TRABAJO Y ENFERMEDADES PROFESIONALES / RENTA	17,000,000.00	7,200,000.00	24,200,000.00	20,986,000.00	20,986,000.00	00.00	20,986,000.00	19,907,000.00	1,079,000.00	20,986,000.00	00.00	00.00
21010502	ADMINISTRADAS POR EL SECTOR	268,000,000.00	731,131,541.00	999,131,541.00	266,600,700.00	266,600,700.00	00.00	266,600,700.00	245,384,200.00	21,216,500.00	266,600,700.00	00.00	00.00
21010502002	APORTES AL ICBF	60,000,000.00	1,769,245.00	61,769,245.00	59,376,000.00	59,376,000.00	00.00	59,376,000.00	54,360,800.00	5,015,200.00	59,376,000.00	00.00	00.00
21010502002	APORTES AL ICBF / RENTAS CEDIDAS	60,000,000.00	1,769,245.00	61,769,245.00	59,376,000.00	59,376,000.00	00.00	59,376,000.00	54,360,800.00	5,015,200.00	59,376,000.00	00.00	00.00
21010502003	APORTES AL SENA	38,000,000.00	1,679,496.00	39,679,496.00	39,594,000.00	39,594,000.00	00.00	39,594,000.00	36,250,300.00	3,343,700.00	39,594,000.00	00.00	00.00
21010502003	APORTES AL SENA / RENTAS CEDIDAS	38,000,000.00	1,679,496.00	39,679,496.00	39,594,000.00	39,594,000.00	00.00	39,594,000.00	36,250,300.00	3,343,700.00	39,594,000.00	00.00	00.00
21010502004	FONDOS ADMINISTRADORES DE	00.00	00.00	00.00	00.00	00.00	00.00	00.00	00.00	00.00	00.00	00.00	00.00
21010502005	EMPRESAS PUBLICAS PROMOTORAS DE SALUD	50,000,000.00	(5,700,000.00)	44,300,000.00	31,485,600.00	31,485,600.00	00.00	31,485,600.00	27,890,300.00	3,595,300.00	31,485,600.00	00.00	00.00
21010502005	EMPRESAS PUBLICAS PROMOTORAS DE SALUD / RENTAS CEDIDAS	50,000,000.00	(5,700,000.00)	44,300,000.00	31,485,600.00	31,485,600.00	00.00	31,485,600.00	27,890,300.00	3,595,300.00	31,485,600.00	00.00	00.00
21010502006	FONDOS ADMINISTRADORES DE	120,000,000.00	733,382,800.00	853,382,800.00	136,145,100.00	136,145,100.00	00.00	136,145,100.00	126,882,800.00	9,262,300.00	136,145,100.00	00.00	00.00
21010502006	FONDOS ADMINISTRADORES DE PENSION PUBLICOS / RENTAS CEDIDAS	120,000,000.00	33,382,800.00	153,382,800.00	136,145,100.00	136,145,100.00	00.00	136,145,100.00	126,882,800.00	9,262,300.00	136,145,100.00	00.00	00.00
21010502006	FONDOS ADMINISTRADORES DE PENSION PUBLICOS / RECURSOS PROPIOS	00.00	700,000,000.00	700,000,000.00	00.00	00.00	00.00	00.00	00.00	00.00	00.00	00.00	00.00

fo

EJECUCION PRESUPUESTAL DE GASTOS
CORRESPONDIENTE AL MES DE DICIEMBRE DE 2020

RUBRO	DESCRIPCION	APROPRIACION INICIAL	MODIFICACIONES	APROPRIACION VIGENTE	DISPONIBILIDADES	COMPROMISOS	DISPONIBILIDADES ABIERTAS	OBLIGACIONES	PAGOS ANTERIORES	PAGOS DEL MES	PAGOS ACUMULADOS	OBLIGACIONES POR PAGAR	RESERVAS EXCEPCIONALES
		1	2	3	4	5	6= (4-5)	7	8	9	10 = (8+9)	11=(7-10)	12=(5-7)
2102	GASTOS GENERALES	1,654,620,402.00	795,874,098.00	2,450,494,500.00	2,184,885,272.23	2,184,885,272.23	00.00	2,184,885,272.23	1,085,014,402.33	1,099,870,869.90	2,184,885,272.23	00.00	00.00
210203	IMPUESTOS MULTAS Y DEVOLUCIONES	17,598,587.00	00.00	17,598,587.00	15,380,922.00	15,380,922.00	00.00	15,380,922.00	15,380,922.00	00.00	15,380,922.00	00.00	00.00
21020301	IMPUESTOS Y CONTRIBUCIONES	15,598,587.00	00.00	15,598,587.00	15,380,922.00	15,380,922.00	00.00	15,380,922.00	15,380,922.00	00.00	15,380,922.00	00.00	00.00
21020301001	IMPUESTO DE VEHICULOS	00.00	00.00	00.00	00.00	00.00	00.00	00.00	00.00	00.00	00.00	00.00	00.00
21020301002	IMPUESTO PREDIAL	15,598,587.00	00.00	15,598,587.00	15,380,922.00	15,380,922.00	00.00	15,380,922.00	15,380,922.00	00.00	15,380,922.00	00.00	00.00
21020301002	IMPUESTO PREDIAL / RENTAS CEDIDAS	15,598,587.00	00.00	15,598,587.00	15,380,922.00	15,380,922.00	00.00	15,380,922.00	15,380,922.00	00.00	15,380,922.00	00.00	00.00
21020302	MULTAS SANCIONES Y	2,000,000.00	00.00	2,000,000.00	00.00	00.00	00.00	00.00	00.00	00.00	00.00	00.00	00.00
21020302001	MULTAS	1,000,000.00	00.00	1,000,000.00	00.00	00.00	00.00	00.00	00.00	00.00	00.00	00.00	00.00
21020302001	MULTAS / RENTAS CEDIDAS	1,000,000.00	00.00	1,000,000.00	00.00	00.00	00.00	00.00	00.00	00.00	00.00	00.00	00.00
21020302002	SANCIONES	1,000,000.00	00.00	1,000,000.00	00.00	00.00	00.00	00.00	00.00	00.00	00.00	00.00	00.00
21020302002	SANCIONES / RENTAS CEDIDAS	1,000,000.00	00.00	1,000,000.00	00.00	00.00	00.00	00.00	00.00	00.00	00.00	00.00	00.00
210204	ADQUISICIÓN BIENES Y	1,637,021,815.00	795,874,098.00	2,432,895,913.00	2,169,504,350.23	2,169,504,350.23	00.00	2,169,504,350.23	1,069,633,480.33	1,099,870,869.90	2,169,504,350.23	00.00	00.00
210204001	COMPRA DE EQUIPO	1,000,000.00	481,978,479.00	482,978,479.00	470,219,844.00	470,219,844.00	00.00	470,219,844.00	16,889,910.00	453,329,934.00	470,219,844.00	00.00	00.00
210204001001	EQUIPO DE SISTEMAS	00.00	202,978,479.00	202,978,479.00	192,520,897.00	192,520,897.00	00.00	192,520,897.00	16,889,910.00	175,630,987.00	192,520,897.00	00.00	00.00
210204001001	EQUIPO DE SISTEMAS / RENTAS CEDIDAS	00.00	202,978,479.00	202,978,479.00	192,520,897.00	192,520,897.00	00.00	192,520,897.00	16,889,910.00	175,630,987.00	192,520,897.00	00.00	00.00
210204001002	OTRAS COMPRAS DE EQUIPO	1,000,000.00	279,000,000.00	280,000,000.00	277,698,947.00	277,698,947.00	00.00	277,698,947.00	00.00	277,698,947.00	277,698,947.00	00.00	00.00
210204001002	OTRAS COMPRAS DE EQUIPO / RENTAS CEDIDAS	1,000,000.00	279,000,000.00	280,000,000.00	277,698,947.00	277,698,947.00	00.00	277,698,947.00	00.00	277,698,947.00	277,698,947.00	00.00	00.00
210204002	ENSERES Y EQUIPO DE OFICINA	00.00	8,000,000.00	8,000,000.00	00.00	00.00	00.00	00.00	00.00	00.00	00.00	00.00	00.00
210204002001	EQUIPOS Y MAQUINARIA PARA OFICINA	00.00	00.00	00.00	00.00	00.00	00.00	00.00	00.00	00.00	00.00	00.00	00.00
210204002002	OTROS ENSERES Y EQUIPO DE OFICINA	00.00	8,000,000.00	8,000,000.00	00.00	00.00	00.00	00.00	00.00	00.00	00.00	00.00	00.00
210204002002	OTROS ENSERES Y EQUIPO DE OFICINA / RENTAS CEDIDAS	00.00	8,000,000.00	8,000,000.00	00.00	00.00	00.00	00.00	00.00	00.00	00.00	00.00	00.00
210204004	MATERIALES Y SUMINISTROS	185,916,000.00	105,348,646.00	291,264,646.00	284,911,673.48	284,911,673.48	00.00	284,911,673.48	122,541,392.58	162,370,280.90	284,911,673.48	00.00	00.00
210204004001	DOTACIÓN	58,916,000.00	(1,916,000.00)	57,000,000.00	55,647,344.90	55,647,344.90	00.00	55,647,344.90	35,573,109.00	20,074,235.90	55,647,344.90	00.00	00.00
210204004001	DOTACIÓN / RENTAS CEDIDAS	58,916,000.00	(1,916,000.00)	57,000,000.00	55,647,344.90	55,647,344.90	00.00	55,647,344.90	35,573,109.00	20,074,235.90	55,647,344.90	00.00	00.00
210204004002	PAPELERÍA ÚTILES DE	35,000,000.00	135,158,390.00	170,158,390.00	170,101,492.58	170,101,492.58	00.00	170,101,492.58	32,288,117.58	137,813,375.00	170,101,492.58	00.00	00.00
210204004002	PAPELERÍA ÚTILES DE ESCRITORIO Y OFICINA / RENTAS CEDIDAS	35,000,000.00	135,158,390.00	170,158,390.00	170,101,492.58	170,101,492.58	00.00	170,101,492.58	32,288,117.58	137,813,375.00	170,101,492.58	00.00	00.00
210204004003	PRODUCTOS DE ASEO Y	15,000,000.00	(9,861,324.00)	5,138,676.00	5,138,676.00	5,138,676.00	00.00	5,138,676.00	5,138,676.00	00.00	5,138,676.00	00.00	00.00
210204004003	PRODUCTOS DE ASEO Y LIMPIEZA / RENTAS CEDIDAS	15,000,000.00	(9,861,324.00)	5,138,676.00	5,138,676.00	5,138,676.00	00.00	5,138,676.00	5,138,676.00	00.00	5,138,676.00	00.00	00.00
210204004004	PRODUCTOS DE CAFETERÍA Y	25,000,000.00	(15,226,820.00)	9,773,180.00	9,773,180.00	9,773,180.00	00.00	9,773,180.00	7,432,993.00	2,340,187.00	9,773,180.00	00.00	00.00
210204004004	PRODUCTOS DE CAFETERÍA Y RESTAURANTE / RENTAS CEDIDAS	25,000,000.00	(15,226,820.00)	9,773,180.00	9,773,180.00	9,773,180.00	00.00	9,773,180.00	7,432,993.00	2,340,187.00	9,773,180.00	00.00	00.00
210204004005	OTROS MATERIALES Y	47,000,000.00	2,194,400.00	49,194,400.00	44,250,980.00	44,250,980.00	00.00	44,250,980.00	42,108,497.00	2,142,483.00	44,250,980.00	00.00	00.00
210204004005	OTROS MATERIALES Y SUMINISTROS / RENTAS CEDIDAS	47,000,000.00	2,194,400.00	49,194,400.00	44,250,980.00	44,250,980.00	00.00	44,250,980.00	42,108,497.00	2,142,483.00	44,250,980.00	00.00	00.00
210204004006	LLANTAS Y ACCESORIOS	00.00	00.00	00.00	00.00	00.00	00.00	00.00	00.00	00.00	00.00	00.00	00.00
210204004007	COMBUSTIBLE	5,000,000.00	(5,000,000.00)	00.00	00.00	00.00	00.00	00.00	00.00	00.00	00.00	00.00	00.00

fo

EJECUCION PRESUPUESTAL DE GASTOS
CORRESPONDIENTE AL MES DE DICIEMBRE DE 2020

RUBRO	DESCRIPCION	APROPACION INICIAL	MODIFICACIONES	APROPACION VIGENTE	DISPONIBILIDADES	COMPROMISOS	DISPONIBILIDADES ABIERTAS	OBLIGACIONES	PAGOS ANTERIORES	PAGOS DEL MES	PAGOS ACUMULADOS	OBLIGACIONES POR PAGAR	RESERVAS EXCEPCIONALES
		1	2	3	4	5	6=(4-5)	7	8	9	10=(8+9)	11=(7-10)	12=(5-7)
210204004007	COMBUSTIBLE / RENTAS CEDIDAS	5,000,000.00	(5,000,000.00)	00.00	00.00	00.00	00.00	00.00	00.00	00.00	00.00	00.00	00.00
210204005	MANTENIMIENTO	385,399,420.00	211,884,764.00	597,284,184.00	574,084,723.56	574,084,723.56	00.00	574,084,723.56	449,163,852.56	124,920,871.00	574,084,723.56	00.00	00.00
210204005001	MANTENIMIENTO DE BIENES INMUEBLES	13,200,000.00	(2,976,000.00)	10,224,000.00	6,825,766.00	6,825,766.00	00.00	6,825,766.00	6,745,766.00	80,000.00	6,825,766.00	00.00	00.00
210204005001	MANTENIMIENTO DE BIENES INMUEBLES / RENTAS CEDIDAS	13,200,000.00	(2,976,000.00)	10,224,000.00	6,825,766.00	6,825,766.00	00.00	6,825,766.00	6,745,766.00	80,000.00	6,825,766.00	00.00	00.00
210204005002	MANTENIMIENTO DE BIENES	50,000,000.00	(1,990,376.00)	48,009,624.00	36,332,664.56	36,332,664.56	00.00	36,332,664.56	35,506,164.56	826,500.00	36,332,664.56	00.00	00.00
210204005002	MANTENIMIENTO DE BIENES MUEBLES EQUIPOS Y ENSERES / RENTAS CEDIDAS	50,000,000.00	(1,990,376.00)	48,009,624.00	36,332,664.56	36,332,664.56	00.00	36,332,664.56	35,506,164.56	826,500.00	36,332,664.56	00.00	00.00
210204005003	MANTENIMIENTO EQUIPO DE	18,000,000.00	(780,700.00)	17,219,300.00	17,219,300.00	17,219,300.00	00.00	17,219,300.00	17,219,300.00	00.00	17,219,300.00	00.00	00.00
210204005003	MANTENIMIENTO EQUIPO DE COMUNICACIÓN Y COMPUTACIÓN / RENTAS CEDIDAS	18,000,000.00	(780,700.00)	17,219,300.00	17,219,300.00	17,219,300.00	00.00	17,219,300.00	17,219,300.00	00.00	17,219,300.00	00.00	00.00
210204005004	SERVICIO DE CAFETERIA Y	21,000,000.00	(7,350,000.00)	13,650,000.00	8,481,860.00	8,481,860.00	00.00	8,481,860.00	8,314,140.00	167,720.00	8,481,860.00	00.00	00.00
210204005004	SERVICIO DE CAFETERIA Y RESTAURANTE / RENTAS CEDIDAS	21,000,000.00	(7,350,000.00)	13,650,000.00	8,481,860.00	8,481,860.00	00.00	8,481,860.00	8,314,140.00	167,720.00	8,481,860.00	00.00	00.00
210204005005	SERVICIO DE SEGURIDAD Y	211,199,420.00	211,200,000.00	422,399,420.00	419,443,293.00	419,443,293.00	00.00	419,443,293.00	341,208,482.00	78,234,811.00	419,443,293.00	00.00	00.00
210204005005	SERVICIO DE SEGURIDAD Y VIGILANCIA / RENTAS CEDIDAS	211,199,420.00	211,200,000.00	422,399,420.00	419,443,293.00	419,443,293.00	00.00	419,443,293.00	341,208,482.00	78,234,811.00	419,443,293.00	00.00	00.00
210204005006	MANTENIMIENTO DE OTROS	00.00	00.00	00.00	00.00	00.00	00.00	00.00	00.00	00.00	00.00	00.00	00.00
210204005007	MANTENIMIENTO DE SOFTWARE	72,000,000.00	13,781,840.00	85,781,840.00	85,781,840.00	85,781,840.00	00.00	85,781,840.00	40,170,000.00	45,611,840.00	85,781,840.00	00.00	00.00
210204005007	MANTENIMIENTO DE SOFTWARE / RENTAS CEDIDAS	72,000,000.00	13,781,840.00	85,781,840.00	85,781,840.00	85,781,840.00	00.00	85,781,840.00	40,170,000.00	45,611,840.00	85,781,840.00	00.00	00.00
210204006	COMUNICACIÓN Y TRANSPORTE	123,500,000.00	(8,737,220.00)	114,762,780.00	110,135,565.00	110,135,565.00	00.00	110,135,565.00	5,097,565.00	105,038,000.00	110,135,565.00	00.00	00.00
210204006001	CORREO	6,000,000.00	(6,000,000.00)	00.00	00.00	00.00	00.00	00.00	00.00	00.00	00.00	00.00	00.00
210204006001	CORREO / RENTAS CEDIDAS	6,000,000.00	(6,000,000.00)	00.00	00.00	00.00	00.00	00.00	00.00	00.00	00.00	00.00	00.00
210204006002	SERVICIO DE TRANSMISIÓN DE	105,000,000.00	00.00	105,000,000.00	105,000,000.00	105,000,000.00	00.00	105,000,000.00	00.00	105,000,000.00	105,000,000.00	00.00	00.00
210204006002	SERVICIO DE TRANSMISIÓN DE INFORMACIÓN / RENTAS CEDIDAS	105,000,000.00	00.00	105,000,000.00	105,000,000.00	105,000,000.00	00.00	105,000,000.00	00.00	105,000,000.00	105,000,000.00	00.00	00.00
210204006003	OTROS COMUNICACIONES Y	12,500,000.00	(2,737,220.00)	9,762,780.00	5,135,565.00	5,135,565.00	00.00	5,135,565.00	5,097,565.00	38,000.00	5,135,565.00	00.00	00.00
210204006003	OTROS COMUNICACIONES Y TRANSPORTE / RENTAS CEDIDAS	12,500,000.00	(2,737,220.00)	9,762,780.00	5,135,565.00	5,135,565.00	00.00	5,135,565.00	5,097,565.00	38,000.00	5,135,565.00	00.00	00.00
210204007	IMPRESOS Y PUBLICACIONES	5,000,000.00	(1,560,300.00)	3,439,700.00	1,344,535.00	1,344,535.00	00.00	1,344,535.00	1,344,535.00	00.00	1,344,535.00	00.00	00.00
210204007002	OTROS GASTOS POR IMPRESOS Y PUBLICACIONES	5,000,000.00	(1,560,300.00)	3,439,700.00	1,344,535.00	1,344,535.00	00.00	1,344,535.00	1,344,535.00	00.00	1,344,535.00	00.00	00.00
210204007002	OTROS GASTOS POR IMPRESOS Y PUBLICACIONES / RENTAS CEDIDAS	5,000,000.00	(1,560,300.00)	3,439,700.00	1,344,535.00	1,344,535.00	00.00	1,344,535.00	1,344,535.00	00.00	1,344,535.00	00.00	00.00
210204008	SERVICIOS PÚBLICOS	221,949,592.00	3,000,000.00	224,949,592.00	185,208,461.00	185,208,461.00	00.00	185,208,461.00	167,884,143.00	17,324,318.00	185,208,461.00	00.00	00.00
210204008001	ACUEDUCTO Y ALCANTARILLADO	46,825,841.00	00.00	46,825,841.00	25,345,656.00	25,345,656.00	00.00	25,345,656.00	23,203,250.00	2,142,406.00	25,345,656.00	00.00	00.00
210204008001	ACUEDUCTO Y ALCANTARILLADO / RENTAS CEDIDAS	46,825,841.00	00.00	46,825,841.00	25,345,656.00	25,345,656.00	00.00	25,345,656.00	23,203,250.00	2,142,406.00	25,345,656.00	00.00	00.00
210204008002	ENERGIA	139,943,905.00	2,000,000.00	141,943,905.00	134,349,902.00	134,349,902.00	00.00	134,349,902.00	121,206,550.00	13,143,352.00	134,349,902.00	00.00	00.00
210204008002	ENERGIA / RENTAS CEDIDAS	139,943,905.00	2,000,000.00	141,943,905.00	134,349,902.00	134,349,902.00	00.00	134,349,902.00	121,206,550.00	13,143,352.00	134,349,902.00	00.00	00.00
210204008003	TELEFONIA MOVIL CELULAR	4,710,396.00	00.00	4,710,396.00	3,649,626.00	3,649,626.00	00.00	3,649,626.00	3,409,626.00	240,000.00	3,649,626.00	00.00	00.00

JP

EJECUCION PRESUPUESTAL DE GASTOS

CORRESPONDIENTE AL MES DE DICIEMBRE DE 2020

RUBRO	DESCRIPCION	APROPRIACION INICIAL	MODIFICACIONES	APROPRIACION VIGENTE	DISPONIBILIDADES	COMPROMISOS	DISPONIBILIDADES ABIERTAS	OBLIGACIONES	PAGOS ANTERIORES	PAGOS DEL MES	PAGOS ACUMULADOS	OBLIGACIONES POR PAGAR	RESERVAS EXCEPCIONALES
		1	2	3	4	5	6=(4-5)	7	8	9	10=(8+9)	11=(7-10)	12=(5-7)
210204008003	TELEFONIA MOVIL CELULAR / RENTAS CEDIDAS	4,710,396.00	00.00	4,710,396.00	3,649,626.00	3,649,626.00	00.00	3,649,626.00	3,409,626.00	240,000.00	3,649,626.00	00.00	00.00
210204008004	TELÉFONO FAX Y OTROS	23,386,803.00	00.00	23,386,803.00	14,297,961.00	14,297,961.00	00.00	14,297,961.00	13,196,420.00	1,101,541.00	14,297,961.00	00.00	00.00
210204008004	TELÉFONO FAX Y OTROS / RENTAS CEDIDAS	23,386,803.00	00.00	23,386,803.00	14,297,961.00	14,297,961.00	00.00	14,297,961.00	13,196,420.00	1,101,541.00	14,297,961.00	00.00	00.00
210204008005	OTROS SERVICIOS PÚBLICOS	7,082,647.00	1,000,000.00	8,082,647.00	7,565,316.00	7,565,316.00	00.00	7,565,316.00	6,868,297.00	697,019.00	7,565,316.00	00.00	00.00
210204008005	OTROS SERVICIOS PUBLICOS / RENTAS CEDIDAS	7,082,647.00	1,000,000.00	8,082,647.00	7,565,316.00	7,565,316.00	00.00	7,565,316.00	6,868,297.00	697,019.00	7,565,316.00	00.00	00.00
210204009	SEGUROS	244,231,028.00	7,000,000.00	251,231,028.00	243,015,653.00	243,015,653.00	00.00	243,015,653.00	223,111,456.00	19,904,197.00	243,015,653.00	00.00	00.00
210204009001	SEGURO DE VIDA	00.00	00.00	00.00	00.00	00.00	00.00	00.00	00.00	00.00	00.00	00.00	00.00
210204009002	SEGURO DE RESPONSABILIDAD CIVIL	00.00	00.00	00.00	00.00	00.00	00.00	00.00	00.00	00.00	00.00	00.00	00.00
210204009003	OTROS SEGUROS	244,231,028.00	7,000,000.00	251,231,028.00	243,015,653.00	243,015,653.00	00.00	243,015,653.00	223,111,456.00	19,904,197.00	243,015,653.00	00.00	00.00
210204009003	OTROS SEGUROS / RENTAS CEDIDAS	244,231,028.00	7,000,000.00	251,231,028.00	243,015,653.00	243,015,653.00	00.00	243,015,653.00	223,111,456.00	19,904,197.00	243,015,653.00	00.00	00.00
210204010	ARRENDAMIENTOS	12,200,000.00	(4,900,000.00)	7,300,000.00	1,842,000.00	1,842,000.00	00.00	1,842,000.00	1,842,000.00	00.00	1,842,000.00	00.00	00.00
210204010001	ARRENDAMIENTOS BIENES INMUEBLES	5,200,000.00	(1,500,000.00)	3,700,000.00	903,500.00	903,500.00	00.00	903,500.00	903,500.00	00.00	903,500.00	00.00	00.00
210204010001	ARRENDAMIENTOS BIENES INMUEBLES / RENTAS CEDIDAS	5,200,000.00	(1,500,000.00)	3,700,000.00	903,500.00	903,500.00	00.00	903,500.00	903,500.00	00.00	903,500.00	00.00	00.00
210204010002	ARRENDAMIENTO DE BIENES	7,000,000.00	(3,400,000.00)	3,600,000.00	938,500.00	938,500.00	00.00	938,500.00	938,500.00	00.00	938,500.00	00.00	00.00
210204010002	ARRENDAMIENTO DE BIENES MUEBLES / RENTAS CEDIDAS	7,000,000.00	(3,400,000.00)	3,600,000.00	938,500.00	938,500.00	00.00	938,500.00	938,500.00	00.00	938,500.00	00.00	00.00
210204011	VIÁTICOS Y GASTOS DE VIAJE	63,500,000.00	(38,832,340.00)	24,667,660.00	22,913,700.00	22,913,700.00	00.00	22,913,700.00	19,448,700.00	3,465,000.00	22,913,700.00	00.00	00.00
210204011001	VIÁTICOS Y GASTOS DE VIAJE AL INTERIOR	63,500,000.00	(38,832,340.00)	24,667,660.00	22,913,700.00	22,913,700.00	00.00	22,913,700.00	19,448,700.00	3,465,000.00	22,913,700.00	00.00	00.00
210204011001	VIÁTICOS Y GASTOS DE VIAJE AL INTERIOR / RENTAS CEDIDAS	63,500,000.00	(38,832,340.00)	24,667,660.00	22,913,700.00	22,913,700.00	00.00	22,913,700.00	19,448,700.00	3,465,000.00	22,913,700.00	00.00	00.00
210204012	GASTOS LEGALES	4,000,000.00	00.00	4,000,000.00	363,000.00	363,000.00	00.00	363,000.00	363,000.00	00.00	363,000.00	00.00	00.00
210204012001	GASTOS LEGALES	4,000,000.00	00.00	4,000,000.00	363,000.00	363,000.00	00.00	363,000.00	363,000.00	00.00	363,000.00	00.00	00.00
210204012001	GASTOS LEGALES / RENTAS CEDIDAS	4,000,000.00	00.00	4,000,000.00	363,000.00	363,000.00	00.00	363,000.00	363,000.00	00.00	363,000.00	00.00	00.00
210204013	CAPACITACIÓN BIENESTAR	344,203,436.00	15,796,564.00	360,000,000.00	239,138,405.00	239,138,405.00	00.00	239,138,405.00	50,754,922.00	188,383,483.00	239,138,405.00	00.00	00.00
210204013001	SERVICIOS DE BIENESTAR SOCIAL	309,203,436.00	10,796,564.00	320,000,000.00	229,277,250.00	229,277,250.00	00.00	229,277,250.00	41,074,647.00	188,202,603.00	229,277,250.00	00.00	00.00
210204013001	SERVICIOS DE BIENESTAR SOCIAL / RENTAS CEDIDAS	309,203,436.00	10,796,564.00	320,000,000.00	229,277,250.00	229,277,250.00	00.00	229,277,250.00	41,074,647.00	188,202,603.00	229,277,250.00	00.00	00.00
210204013002	SERVICIOS DE CAPACITACIÓN	35,000,000.00	5,000,000.00	40,000,000.00	9,861,155.00	9,861,155.00	00.00	9,861,155.00	9,680,275.00	180,880.00	9,861,155.00	00.00	00.00
210204013002	SERVICIOS DE CAPACITACIÓN / RENTAS CEDIDAS	35,000,000.00	5,000,000.00	40,000,000.00	9,861,155.00	9,861,155.00	00.00	9,861,155.00	9,680,275.00	180,880.00	9,861,155.00	00.00	00.00
210204014	GASTOS FINANCIEROS	3,000,000.00	15,000,000.00	18,000,000.00	10,513,022.19	10,513,022.19	00.00	10,513,022.19	10,502,004.19	11,018.00	10,513,022.19	00.00	00.00
210204014001	COMISIONES BANCARIAS	3,000,000.00	15,000,000.00	18,000,000.00	10,513,022.19	10,513,022.19	00.00	10,513,022.19	10,502,004.19	11,018.00	10,513,022.19	00.00	00.00
210204014001	COMISIONES BANCARIAS / RENTAS CEDIDAS	3,000,000.00	15,000,000.00	18,000,000.00	10,513,022.19	10,513,022.19	00.00	10,513,022.19	10,502,004.19	11,018.00	10,513,022.19	00.00	00.00
210204015	OTROS GASTOS POR	42,122,339.00	1,895,505.00	44,017,844.00	25,813,768.00	25,813,768.00	00.00	25,813,768.00	690,000.00	25,123,768.00	25,813,768.00	00.00	00.00
210204015002	SALUD OCUPACIONAL	42,122,339.00	1,895,505.00	44,017,844.00	25,813,768.00	25,813,768.00	00.00	25,813,768.00	690,000.00	25,123,768.00	25,813,768.00	00.00	00.00
210204015002	SALUD OCUPACIONAL / RENTAS CEDIDAS	42,122,339.00	1,895,505.00	44,017,844.00	25,813,768.00	25,813,768.00	00.00	25,813,768.00	690,000.00	25,123,768.00	25,813,768.00	00.00	00.00
210204016	OTROS GASTOS POR	1,000,000.00	00.00	1,000,000.00	00.00	00.00	00.00	00.00	00.00	00.00	00.00	00.00	00.00
210204016002	AVALUO	1,000,000.00	00.00	1,000,000.00	00.00	00.00	00.00	00.00	00.00	00.00	00.00	00.00	00.00

30

EJECUCION PRESUPUESTAL DE GASTOS CORRESPONDIENTE AL MES DE DICIEMBRE DE 2020

RUBRO	DESCRIPCION	APROPIACION INICIAL	MODIFICACIONES	APROPIACION VIGENTE	DISPONIBILIDADES	COMPROMISOS	DISPONIBILIDADES ABIERTAS	OBLIGACIONES	PAGOS ANTERIORES	PAGOS DEL MES	PAGOS ACUMULADOS	OBLIGACIONES POR PAGAR	RESERVAS EXCEPCIONALES
		1	2	3	4	5	6= (4-5)	7	8	9	10 = (8+9)	11=(7-10)	12=(5-7)
210204016002	AVALUO / RENTAS CEDIDAS	1,000,000.00	00.00	1,000,000.00	00.00	00.00	00.00	00.00	00.00	00.00	00.00	00.00	00.00
2103	TRANSFERENCIAS	668,070,875.00	1,145,002,598.00	1,813,073,473.00	361,714,331.00	361,714,331.00	00.00	361,714,331.00	174,155,211.00	15,850,062.00	190,005,273.00	171,709,058.00	00.00
210301	CORRIENTES AL SECTOR PUBLICO	30,991,394.00	22,000,000.00	52,991,394.00	52,838,631.00	52,838,631.00	00.00	52,838,631.00	52,838,631.00	00.00	52,838,631.00	00.00	00.00
210301001	CONTRALORIA DEPARTAMENTAL	30,991,394.00	22,000,000.00	52,991,394.00	52,838,631.00	52,838,631.00	00.00	52,838,631.00	52,838,631.00	00.00	52,838,631.00	00.00	00.00
210301001	CONTRALORIA DEPARTAMENTAL / RENTAS CEDIDAS	30,991,394.00	22,000,000.00	52,991,394.00	52,838,631.00	52,838,631.00	00.00	52,838,631.00	52,838,631.00	00.00	52,838,631.00	00.00	00.00
210301002	DEVOLUCIONES	00.00	00.00	00.00	00.00	00.00	00.00	00.00	00.00	00.00	00.00	00.00	00.00
210302	DE CAPITAL	00.00	00.00	00.00	00.00	00.00	00.00	00.00	00.00	00.00	00.00	00.00	00.00
210303	DE PREVISIÓN Y SEGURIDAD SOCIAL	630,579,481.00	1,122,202,598.00	1,752,782,079.00	308,875,700.00	308,875,700.00	00.00	308,875,700.00	121,316,580.00	15,850,062.00	137,166,642.00	171,709,058.00	00.00
21030301	DE PREVISION Y SEGURIDAD SOCIAL	630,579,481.00	1,122,202,598.00	1,752,782,079.00	308,875,700.00	308,875,700.00	00.00	308,875,700.00	121,316,580.00	15,850,062.00	137,166,642.00	171,709,058.00	00.00
21030301001	PENSIONES DE JUBILACIÓN	123,226,701.00	00.00	123,226,701.00	108,907,484.00	108,907,484.00	00.00	108,907,484.00	101,128,378.00	7,779,106.00	108,907,484.00	00.00	00.00
21030301001	PENSIONES DE JUBILACIÓN / RENTAS CEDIDAS	123,226,701.00	00.00	123,226,701.00	108,907,484.00	108,907,484.00	00.00	108,907,484.00	101,128,378.00	7,779,106.00	108,907,484.00	00.00	00.00
21030301002	CUOTAS PARTES PENSIONALES	306,163,499.00	862,395,317.00	1,168,558,816.00	00.00	00.00	00.00	00.00	00.00	00.00	00.00	00.00	00.00
21030301002	CUOTAS PARTES PENSIONALES / RENTAS CEDIDAS	306,163,499.00	(304,000,000.00)	2,163,499.00	00.00	00.00	00.00	00.00	00.00	00.00	00.00	00.00	00.00
21030301002	CUOTAS PARTES PENSIONALES / RECURSOS PROPIOS	00.00	1,166,395,317.00	1,166,395,317.00	00.00	00.00	00.00	00.00	00.00	00.00	00.00	00.00	00.00
21030301004	INTERESES DE CESANTIAS	19,189,281.00	629,041.00	19,818,322.00	18,861,284.00	18,861,284.00	00.00	18,861,284.00	838,657.00	729,732.00	1,568,389.00	17,292,895.00	00.00
21030301004	INTERESES DE CESANTIAS / RENTAS CEDIDAS	19,189,281.00	629,041.00	19,818,322.00	18,861,284.00	18,861,284.00	00.00	18,861,284.00	838,657.00	729,732.00	1,568,389.00	17,292,895.00	00.00
21030301004	INTERESES DE CESANTIAS / S.G.P. CSF	00.00	00.00	00.00	00.00	00.00	00.00	00.00	00.00	00.00	00.00	00.00	00.00
21030301005	AUXILIO FUNERARIO	10,000,000.00	00.00	10,000,000.00	00.00	00.00	00.00	00.00	00.00	00.00	00.00	00.00	00.00
21030301005	AUXILIO FUNERARIO / RENTAS CEDIDAS	10,000,000.00	00.00	10,000,000.00	00.00	00.00	00.00	00.00	00.00	00.00	00.00	00.00	00.00
21030301006	FONDOS ADMINISTRADORES DE	160,000,000.00	256,790,706.00	416,790,706.00	166,790,706.00	166,790,706.00	00.00	166,790,706.00	19,349,545.00	7,341,224.00	26,690,769.00	140,099,937.00	00.00
21030301006	FONDOS ADMINISTRADORES DE CESANTIAS PRIVADOS / RENTAS CEDIDAS	160,000,000.00	6,790,706.00	166,790,706.00	166,790,706.00	166,790,706.00	00.00	166,790,706.00	19,349,545.00	7,341,224.00	26,690,769.00	140,099,937.00	00.00
21030301006	FONDOS ADMINISTRADORES DE CESANTIAS PRIVADOS / RECURSOS PROPIOS	00.00	250,000,000.00	250,000,000.00	00.00	00.00	00.00	00.00	00.00	00.00	00.00	00.00	00.00
21030301007	FONDOS ADMINISTRADORES	12,000,000.00	2,387,534.00	14,387,534.00	14,316,226.00	14,316,226.00	00.00	14,316,226.00	00.00	00.00	00.00	14,316,226.00	00.00
21030301007	FONDOS ADMINISTRADORES DE CESANTIAS PUBLICOS / RENTAS CEDIDAS	12,000,000.00	2,387,534.00	14,387,534.00	14,316,226.00	14,316,226.00	00.00	14,316,226.00	00.00	00.00	00.00	14,316,226.00	00.00
210304	OTRAS TRANSFERENCIAS	6,500,000.00	800,000.00	7,300,000.00	00.00	00.00	00.00	00.00	00.00	00.00	00.00	00.00	00.00
21030401	SENTENCIAS Y CONCILIACIONES	6,500,000.00	800,000.00	7,300,000.00	00.00	00.00	00.00	00.00	00.00	00.00	00.00	00.00	00.00
21030401	SENTENCIAS Y CONCILIACIONES / RENTAS CEDIDAS	6,500,000.00	800,000.00	7,300,000.00	00.00	00.00	00.00	00.00	00.00	00.00	00.00	00.00	00.00
2110	CONCEJO MUNICIPAL	00.00	00.00	00.00	00.00	00.00	00.00	00.00	00.00	00.00	00.00	00.00	00.00
211010	GASTOS DE FUNCIONAMIENTO	00.00	00.00	00.00	00.00	00.00	00.00	00.00	00.00	00.00	00.00	00.00	00.00
21101010	GASTOS DE PERSONAL	00.00	00.00	00.00	00.00	00.00	00.00	00.00	00.00	00.00	00.00	00.00	00.00
2110101010	SERVICIOS PERSONALES ASOCIADOS A LA NOMINA	00.00	00.00	00.00	00.00	00.00	00.00	00.00	00.00	00.00	00.00	00.00	00.00
2110101010101	Sueldos de personal de nomina	00.00	00.00	00.00	00.00	00.00	00.00	00.00	00.00	00.00	00.00	00.00	00.00

30

EJECUCION PRESUPUESTAL DE GASTOS
CORRESPONDIENTE AL MES DE DICIEMBRE DE 2020

RUBRO	DESCRIPCION	APROPRIACION INICIAL	MODIFICACIONES	APROPRIACION VIGENTE	DISPONIBILIDADES	COMPROMISOS	DISPONIBILIDADES ABIERTAS	OBLIGACIONES	PAGOS ANTERIORES	PAGOS DEL MES	PAGOS ACUMULADOS	OBLIGACIONES POR PAGAR	RESERVAS EXCEPCIONALES
		1	2	3	4	5	6= (4-5)	7	8	9	10 = (8+9)	11=(7-10)	12=(5-7)
211010101011	Otros gastos de personal asociados a la nómina	00.00	00.00	00.00	00.00	00.00	00.00	00.00	00.00	00.00	00.00	00.00	00.00
21101010101101	Bonificación especial de Recreación	00.00	00.00	00.00	00.00	00.00	00.00	00.00	00.00	00.00	00.00	00.00	00.00
21101010104	Primas legales	00.00	00.00	00.00	00.00	00.00	00.00	00.00	00.00	00.00	00.00	00.00	00.00
2110101010401	Prima de vacaciones	00.00	00.00	00.00	00.00	00.00	00.00	00.00	00.00	00.00	00.00	00.00	00.00
21101010104201	Prima de navidad	00.00	00.00	00.00	00.00	00.00	00.00	00.00	00.00	00.00	00.00	00.00	00.00
21101010104301	Prima de Servicios	00.00	00.00	00.00	00.00	00.00	00.00	00.00	00.00	00.00	00.00	00.00	00.00
2110101010501	Indemnización por vacaciones	00.00	00.00	00.00	00.00	00.00	00.00	00.00	00.00	00.00	00.00	00.00	00.00
22	SERVICIO A LA DEUDA	00.00	00.00	00.00	00.00	00.00	00.00	00.00	00.00	00.00	00.00	00.00	00.00
2201	OBLIGACIONES CONTINGENTES	00.00	00.00	00.00	00.00	00.00	00.00	00.00	00.00	00.00	00.00	00.00	00.00
23	GASTOS DE INVERSIÓN	11,141,842,790.00	9,246,990,455.00	20,388,833,245.00	19,238,486,171.92	19,238,486,171.92	00.00	19,238,486,171.92	15,262,161,273.54	3,728,710,834.38	18,990,872,107.92	247,614,064.00	00.00
2301	GASTOS DE PERSONAL	5,500,537,116.00	(66,755,439.00)	5,433,781,677.00	4,764,639,673.00	4,764,639,673.00	00.00	4,764,639,673.00	4,083,818,794.00	459,194,697.00	4,543,013,491.00	221,626,182.00	00.00
230101	SERVICIOS PERSONALES ASOCIADOS A NÓMINA (OPE)	4,151,928,099.00	(111,815,506.00)	4,040,112,593.00	3,681,640,826.00	3,681,640,826.00	00.00	3,681,640,826.00	3,299,306,596.00	379,017,600.00	3,678,324,196.00	3,316,630.00	00.00
23010101	SUELDO DE PERSONAL DE NÓMINA	3,123,154,458.00	(167,212,367.00)	2,955,942,091.00	2,815,119,464.00	2,815,119,464.00	00.00	2,815,119,464.00	2,584,406,308.00	230,662,510.00	2,815,068,818.00	50,646.00	00.00
23010101001	SUELDO	3,123,154,458.00	(167,212,367.00)	2,955,942,091.00	2,815,119,464.00	2,815,119,464.00	00.00	2,815,119,464.00	2,584,406,308.00	230,662,510.00	2,815,068,818.00	50,646.00	00.00
23010101001	SUELDO / MINPROTECCION ETV	384,920,612.00	(31,119,068.00)	353,801,544.00	349,471,235.00	349,471,235.00	00.00	349,471,235.00	299,103,165.00	50,317,424.00	349,420,589.00	50,646.00	00.00
23010101001	SUELDO / S.G.P. CSF	2,738,233,846.00	(136,093,299.00)	2,602,140,547.00	2,465,648,229.00	2,465,648,229.00	00.00	2,465,648,229.00	2,285,303,143.00	180,345,086.00	2,465,648,229.00	00.00	00.00
23010104	PRIMA TÉCNICA	30,223,737.00	880,303.00	31,104,040.00	29,961,184.00	29,961,184.00	00.00	29,961,184.00	27,390,699.00	2,570,485.00	29,961,184.00	00.00	00.00
23010104001	PRIMA TÉCNICA SALARIAL	30,223,737.00	880,303.00	31,104,040.00	29,961,184.00	29,961,184.00	00.00	29,961,184.00	27,390,699.00	2,570,485.00	29,961,184.00	00.00	00.00
23010104001	PRIMA TÉCNICA SALARIAL / S.G.P. CSF	30,223,737.00	880,303.00	31,104,040.00	29,961,184.00	29,961,184.00	00.00	29,961,184.00	27,390,699.00	2,570,485.00	29,961,184.00	00.00	00.00
23010105	OTROS	976,869,904.00	24,477,353.00	1,001,347,257.00	817,794,221.00	817,794,221.00	00.00	817,794,221.00	668,743,632.00	145,784,605.00	814,528,237.00	3,265,984.00	00.00
23010105001	BONIFICACIÓN ESPECIAL DE RECREACIÓN	17,350,858.00	719,459.00	18,070,317.00	16,331,406.00	16,331,406.00	00.00	16,331,406.00	15,501,609.00	826,581.00	16,328,190.00	3,216.00	00.00
23010105001	BONIFICACIÓN ESPECIAL DE RECREACIÓN / MINPROTECCION ETV	4,881,397.00	113,227.00	4,994,624.00	3,316,613.00	3,316,613.00	00.00	3,316,613.00	3,155,249.00	158,148.00	3,313,397.00	3,216.00	00.00
23010105001	BONIFICACIÓN ESPECIAL DE RECREACIÓN / S.G.P. CSF	12,469,461.00	606,232.00	13,075,693.00	13,014,793.00	13,014,793.00	00.00	13,014,793.00	12,346,360.00	668,433.00	13,014,793.00	00.00	00.00
23010105002	BONIFICACION SERVICIOS	123,798,061.00	(62,010.00)	123,736,051.00	79,363,803.00	79,363,803.00	00.00	79,363,803.00	74,485,132.00	3,767,413.00	78,252,545.00	1,111,258.00	00.00
23010105002	BONIFICACION SERVICIOS PRESTADOS / MINPROTECCION ETV	34,811,521.00	484,640.00	35,296,161.00	22,814,703.00	22,814,703.00	00.00	22,814,703.00	21,371,047.00	332,398.00	21,703,445.00	1,111,258.00	00.00
23010105002	BONIFICACION SERVICIOS PRESTADOS / S.G.P. CSF	88,986,540.00	(546,650.00)	88,439,890.00	56,549,100.00	56,549,100.00	00.00	56,549,100.00	53,114,085.00	3,435,015.00	56,549,100.00	00.00	00.00
23010105003	SUBSIDIO ALIMENTACION	36,527,088.00	1,040,254.00	37,567,342.00	32,823,645.00	32,823,645.00	00.00	32,823,645.00	30,316,417.00	2,507,228.00	32,823,645.00	00.00	00.00
23010105003	SUBSIDIO ALIMENTACION / MINPROTECCION ETV	21,760,818.00	448,109.00	22,208,927.00	19,509,752.00	19,509,752.00	00.00	19,509,752.00	18,037,966.00	1,471,786.00	19,509,752.00	00.00	00.00
23010105003	SUBSIDIO ALIMENTACION / S.G.P. CSF	14,766,270.00	592,145.00	15,358,415.00	13,313,893.00	13,313,893.00	00.00	13,313,893.00	12,278,451.00	1,035,442.00	13,313,893.00	00.00	00.00
23010105004	AUXILIO DE TRANSPORTE	56,367,829.00	2,270,610.00	58,638,439.00	51,228,920.00	51,228,920.00	00.00	51,228,920.00	47,327,318.00	3,901,602.00	51,228,920.00	00.00	00.00
23010105004	AUXILIO DE TRANSPORTE / MINPROTECCION ETV	33,580,834.00	978,109.00	34,558,943.00	30,469,535.00	30,469,535.00	00.00	30,469,535.00	28,179,314.00	2,290,221.00	30,469,535.00	00.00	00.00
23010105004	AUXILIO DE TRANSPORTE / S.G.P. CSF	22,786,995.00	1,292,501.00	24,079,496.00	20,759,385.00	20,759,385.00	00.00	20,759,385.00	19,148,004.00	1,611,381.00	20,759,385.00	00.00	00.00
23010105005	PRIMA DE SERVICIO	139,631,472.00	3,957,574.00	143,589,046.00	125,641,929.00	125,641,929.00	00.00	125,641,929.00	124,955,787.00	408,847.00	125,364,634.00	277,295.00	00.00
23010105005	PRIMA DE SERVICIO / MINPROTECCION ETV	40,366,861.00	933,399.00	41,300,260.00	31,551,648.00	31,551,648.00	00.00	31,551,648.00	30,885,506.00	408,847.00	31,274,353.00	277,295.00	00.00

fo

EJECUCION PRESUPUESTAL DE GASTOS
CORRESPONDIENTE AL MES DE DICIEMBRE DE 2020

RUBRO	DESCRIPCION	APROPIACION INICIAL	MODIFICACIONES	APROPIACION VIGENTE	DISPONIBILIDADES	COMPROMISOS	DISPONIBILIDADES ABIERTAS	OBLIGACIONES	PAGOS ANTERIORES	PAGOS DEL MES	PAGOS ACUMULADOS	OBLIGACIONES POR PAGAR	RESERVAS EXCEPCIONALES
		1	2	3	4	5	6= (4-5)	7	8	9	10 = (8+9)	11=(7-10)	12=(5-7)
23010105005	PRIMA DE SERVICIO / S.G.P. CSF	99,264,611.00	3,024,175.00	102,288,786.00	94,090,281.00	94,090,281.00	00.00	94,090,281.00	94,090,281.00	00.00	94,090,281.00	00.00	00.00
23010105006	PRIMA DE VACACIONES	148,347,805.00	4,002,968.00	152,350,773.00	117,736,915.00	117,736,915.00	00.00	117,736,915.00	110,459,034.00	7,275,855.00	117,734,889.00	2,026.00	00.00
23010105006	PRIMA DE VACACIONES / MINPROTECCION ETV	43,730,766.00	1,011,183.00	44,741,949.00	29,211,380.00	29,211,380.00	00.00	29,211,380.00	27,756,664.00	1,452,690.00	29,209,354.00	2,026.00	00.00
23010105006	PRIMA DE VACACIONES / S.G.P. CSF	104,617,039.00	2,991,785.00	107,608,824.00	88,525,535.00	88,525,535.00	00.00	88,525,535.00	82,702,370.00	5,823,165.00	88,525,535.00	00.00	00.00
23010105007	PRIMA DE NAVIDAD	315,215,319.00	8,590,924.00	323,806,243.00	266,946,461.00	266,946,461.00	00.00	266,946,461.00	265,698,335.00	00.00	265,698,335.00	1,248,126.00	00.00
23010105007	PRIMA DE NAVIDAD / MINPROTECCION ETV	91,423,911.00	2,136,103.00	93,560,014.00	69,508,087.00	69,508,087.00	00.00	69,508,087.00	68,259,961.00	00.00	68,259,961.00	1,248,126.00	00.00
23010105007	PRIMA DE NAVIDAD / S.G.P. CSF	223,791,408.00	6,454,821.00	230,246,229.00	197,438,374.00	197,438,374.00	00.00	197,438,374.00	197,438,374.00	00.00	197,438,374.00	00.00	00.00
23010105008	PRIMAS EXTRA	139,631,472.00	3,957,574.00	143,589,046.00	127,721,142.00	127,721,142.00	00.00	127,721,142.00	00.00	127,097,079.00	127,097,079.00	624,063.00	00.00
23010105008	PRIMAS EXTRA / MINPROTECCION ETV	40,366,861.00	933,399.00	41,300,260.00	32,200,279.00	32,200,279.00	00.00	32,200,279.00	00.00	31,576,216.00	31,576,216.00	624,063.00	00.00
23010105008	PRIMAS EXTRA / S.G.P. CSF	99,264,611.00	3,024,175.00	102,288,786.00	95,520,863.00	95,520,863.00	00.00	95,520,863.00	00.00	95,520,863.00	95,520,863.00	00.00	00.00
23010109	HORAS EXTRAS DIAS FESTIVOS	21,680,000.00	30,039,205.00	51,719,205.00	18,765,957.00	18,765,957.00	00.00	18,765,957.00	18,765,957.00	00.00	18,765,957.00	00.00	00.00
23010109001	RECARGOS NOCTURNOS Y FESTIVOS	19,680,000.00	00.00	19,680,000.00	8,272,319.00	8,272,319.00	00.00	8,272,319.00	8,272,319.00	00.00	8,272,319.00	00.00	00.00
23010109001	RECARGOS NOCTURNOS Y FESTIVOS / MINPROTECCION ETV	19,680,000.00	00.00	19,680,000.00	8,272,319.00	8,272,319.00	00.00	8,272,319.00	8,272,319.00	00.00	8,272,319.00	00.00	00.00
23010109002	INDEMNIZACIÓN POR	2,000,000.00	30,039,205.00	32,039,205.00	10,493,638.00	10,493,638.00	00.00	10,493,638.00	10,493,638.00	00.00	10,493,638.00	00.00	00.00
23010109002	INDEMNIZACIÓN POR VACACIONES / MINPROTECCION ETV	1,000,000.00	10,800,000.00	11,800,000.00	7,156,936.00	7,156,936.00	00.00	7,156,936.00	7,156,936.00	00.00	7,156,936.00	00.00	00.00
23010109002	INDEMNIZACIÓN POR VACACIONES / S.G.P. CSF	1,000,000.00	19,239,205.00	20,239,205.00	3,336,702.00	3,336,702.00	00.00	3,336,702.00	3,336,702.00	00.00	3,336,702.00	00.00	00.00
230102	SERVICIOS PERSONALES	00.00	00.00	00.00	00.00	00.00	00.00	00.00	00.00	00.00	00.00	00.00	00.00
23010201	GASTOS DE PERSONAL SUPERNUMERARIO	00.00	00.00	00.00	00.00	00.00	00.00	00.00	00.00	00.00	00.00	00.00	00.00
23010202	HONORARIOS	00.00	00.00	00.00	00.00	00.00	00.00	00.00	00.00	00.00	00.00	00.00	00.00
23010203	REMUNERACION POR SERVICIOS TECNICOS	00.00	00.00	00.00	00.00	00.00	00.00	00.00	00.00	00.00	00.00	00.00	00.00
230105	CONTRIBUCIONES INHERENTES A LA NOMINA SECTOR PRIVADO Y PÚBLICO	1,348,609,017.00	45,060,067.00	1,393,669,084.00	1,082,998,847.00	1,082,998,847.00	00.00	1,082,998,847.00	784,512,198.00	80,177,097.00	864,689,295.00	218,309,552.00	00.00
23010501	ADMINISTRADAS POR EL SECTOR PRIVADO	815,790,297.00	10,233,419.00	826,023,716.00	649,994,471.00	649,994,471.00	00.00	649,994,471.00	415,022,298.00	41,652,397.00	456,674,695.00	193,319,776.00	00.00
23010501001	CAJAS DE COMPENSACIÓN PRIVADAS	155,290,297.00	5,104,418.00	160,394,715.00	126,588,300.00	126,588,300.00	00.00	126,588,300.00	116,643,600.00	9,944,700.00	126,588,300.00	00.00	00.00
23010501001	CAJAS DE COMPENSACIÓN PRIVADAS / MINPROTECCION ETV	52,055,102.00	2,125,781.00	54,180,883.00	30,959,900.00	30,959,900.00	00.00	30,959,900.00	28,810,200.00	2,149,700.00	30,959,900.00	00.00	00.00
23010501001	CAJAS DE COMPENSACIÓN PRIVADAS / S.G.P. CSF	103,235,195.00	2,978,637.00	106,213,832.00	95,628,400.00	95,628,400.00	00.00	95,628,400.00	87,833,400.00	7,795,000.00	95,628,400.00	00.00	00.00
23010501002	FONDOS ADMINISTRADORES DE	267,000,000.00	(16,670,999.00)	250,329,001.00	204,611,471.00	204,611,471.00	00.00	204,611,471.00	9,175,298.00	2,116,397.00	11,291,695.00	193,319,776.00	00.00
23010501002	FONDOS ADMINISTRADORES DE CESANTIAS PRIVADOS / MINPROTECCION ETV	92,000,000.00	(9,000,000.00)	83,000,000.00	65,119,435.00	65,119,435.00	00.00	65,119,435.00	3,085,150.00	2,116,397.00	5,201,547.00	59,917,888.00	00.00
23010501002	FONDOS ADMINISTRADORES DE CESANTIAS PRIVADOS / S.G.P. CSF	175,000,000.00	(7,670,999.00)	167,329,001.00	139,492,036.00	139,492,036.00	00.00	139,492,036.00	6,090,148.00	00.00	6,090,148.00	133,401,888.00	00.00
23010501003	FONDOS ADMINISTRADORES DE	117,000,000.00	5,000,000.00	122,000,000.00	83,629,700.00	83,629,700.00	00.00	83,629,700.00	75,908,500.00	7,721,200.00	83,629,700.00	00.00	00.00
23010501003	FONDOS ADMINISTRADORES DE PENSIONES PRIVADOS / MINPROTECCION ETV	33,000,000.00	2,000,000.00	35,000,000.00	22,307,300.00	22,307,300.00	00.00	22,307,300.00	20,410,100.00	1,897,200.00	22,307,300.00	00.00	00.00

fo

EJECUCION PRESUPUESTAL DE GASTOS

CORRESPONDIENTE AL MES DE DICIEMBRE DE 2020

RUBRO	DESCRIPCION	APROPIACION INICIAL	MODIFICACIONES	APROPIACION VIGENTE	DISPONIBILIDADES	COMPROMISOS	DISPONIBILIDADES ABIERTAS	OBLIGACIONES	PAGOS ANTERIORES	PAGOS DEL MES	PAGOS ACUMULADOS	OBLIGACIONES POR PAGAR	RESERVAS EXCEPCIONALES
		1	2	3	4	5	6=(4-5)	7	8	9	10=(8+9)	11=(7-10)	12=(5-7)
23010501003	FONDOS ADMINISTRADORES DE PENSIONES PRIVADOS / S.G.P. CSF	84,000,000.00	3,000,000.00	87,000,000.00	61,322,400.00	61,322,400.00	00.00	61,322,400.00	55,498,400.00	5,824,000.00	61,322,400.00	00.00	00.00
23010501004	EMPRESAS PRIVADAS	219,500,000.00	8,000,000.00	227,500,000.00	194,165,800.00	194,165,800.00	00.00	194,165,800.00	176,350,500.00	17,815,300.00	194,165,800.00	00.00	00.00
23010501004	EMPRESAS PRIVADAS PROMOTORAS DE SALUD / MINPROTECCION ETV	50,500,000.00	4,500,000.00	55,000,000.00	52,354,800.00	52,354,800.00	00.00	52,354,800.00	48,453,300.00	3,901,500.00	52,354,800.00	00.00	00.00
23010501004	EMPRESAS PRIVADAS PROMOTORAS DE SALUD / S.G.P. CSF	169,000,000.00	3,500,000.00	172,500,000.00	141,811,000.00	141,811,000.00	00.00	141,811,000.00	127,897,200.00	13,913,800.00	141,811,000.00	00.00	00.00
23010501005	ADMINISTRADORAS PRIVADAS DE APORTES PARA ACCIDENTES DE TRABAJO Y ENFERMEDADES	57,000,000.00	8,800,000.00	65,800,000.00	40,999,200.00	40,999,200.00	00.00	40,999,200.00	36,944,400.00	4,054,800.00	40,999,200.00	00.00	00.00
23010501005	ADMINISTRADORAS PRIVADAS DE APORTES PARA ACCIDENTES DE TRABAJO Y ENFERMEDADES PROFESIONALES / MINPR	25,000,000.00	4,800,000.00	29,800,000.00	13,731,700.00	13,731,700.00	00.00	13,731,700.00	12,741,200.00	990,500.00	13,731,700.00	00.00	00.00
23010501005	ADMINISTRADORAS PRIVADAS DE APORTES PARA ACCIDENTES DE TRABAJO Y ENFERMEDADES PROFESIONALES / S.G.P	32,000,000.00	4,000,000.00	36,000,000.00	27,267,500.00	27,267,500.00	00.00	27,267,500.00	24,203,200.00	3,064,300.00	27,267,500.00	00.00	00.00
23010502	ADMINISTRADAS POR EL SECTOR	532,818,720.00	34,826,648.00	567,645,368.00	433,004,376.00	433,004,376.00	00.00	433,004,376.00	369,489,900.00	38,524,700.00	408,014,600.00	24,989,776.00	00.00
23010502002	APORTES AL ICBF	116,381,888.00	3,745,342.00	120,127,230.00	94,956,400.00	94,956,400.00	00.00	94,956,400.00	87,496,700.00	7,459,700.00	94,956,400.00	00.00	00.00
23010502002	APORTES AL ICBF / MINPROTECCION ETV	38,955,491.00	1,511,365.00	40,466,856.00	23,224,300.00	23,224,300.00	00.00	23,224,300.00	21,612,000.00	1,612,300.00	23,224,300.00	00.00	00.00
23010502002	APORTES AL ICBF / S.G.P. CSF	77,426,397.00	2,233,977.00	79,660,374.00	71,732,100.00	71,732,100.00	00.00	71,732,100.00	65,884,700.00	5,847,400.00	71,732,100.00	00.00	00.00
23010502003	APORTES AL SENA	80,436,832.00	2,081,306.00	82,518,138.00	63,329,300.00	63,329,300.00	00.00	63,329,300.00	58,354,900.00	4,974,400.00	63,329,300.00	00.00	00.00
23010502003	APORTES AL SENA / MINPROTECCION ETV	26,436,832.00	591,988.00	27,028,820.00	15,489,700.00	15,489,700.00	00.00	15,489,700.00	14,414,500.00	1,075,200.00	15,489,700.00	00.00	00.00
23010502003	APORTES AL SENA / S.G.P. CSF	54,000,000.00	1,489,318.00	55,489,318.00	47,839,600.00	47,839,600.00	00.00	47,839,600.00	43,940,400.00	3,899,200.00	47,839,600.00	00.00	00.00
23010502004	FONDOS ADMINISTRADORES DE	12,000,000.00	14,500,000.00	26,500,000.00	24,989,776.00	24,989,776.00	00.00	24,989,776.00	00.00	00.00	00.00	24,989,776.00	00.00
23010502004	FONDOS ADMINISTRADORES DE CESANTIAS PUBLICOS / MINPROTECCION ETV	5,000,000.00	1,500,000.00	6,500,000.00	6,248,542.00	6,248,542.00	00.00	6,248,542.00	00.00	00.00	00.00	6,248,542.00	00.00
23010502004	FONDOS ADMINISTRADORES DE CESANTIAS PUBLICOS / S.G.P. CSF	7,000,000.00	13,000,000.00	20,000,000.00	18,741,234.00	18,741,234.00	00.00	18,741,234.00	00.00	00.00	00.00	18,741,234.00	00.00
23010502005	FONDOS ADMINISTRADORES DE	268,000,000.00	13,000,000.00	281,000,000.00	225,104,000.00	225,104,000.00	00.00	225,104,000.00	202,654,100.00	22,449,900.00	225,104,000.00	00.00	00.00
23010502005	FONDOS ADMINISTRADORES DE PENSIONES PUBLICOS / MINPROTECCION ETV	63,000,000.00	7,000,000.00	70,000,000.00	60,264,200.00	60,264,200.00	00.00	60,264,200.00	55,621,200.00	4,643,000.00	60,264,200.00	00.00	00.00
23010502005	FONDOS ADMINISTRADORES DE PENSIONES PUBLICOS / S.G.P. CSF	205,000,000.00	6,000,000.00	211,000,000.00	164,839,800.00	164,839,800.00	00.00	164,839,800.00	147,032,900.00	17,806,900.00	164,839,800.00	00.00	00.00
23010502006	EMPRESAS PUBLICAS	56,000,000.00	1,500,000.00	57,500,000.00	24,624,900.00	24,624,900.00	00.00	24,624,900.00	20,984,200.00	3,640,700.00	24,624,900.00	00.00	00.00
23010502006	EMPRESAS PUBLICAS PROMOTORAS DE SALUD / MINPROTECCION ETV	20,000,000.00	00.00	20,000,000.00	6,142,400.00	6,142,400.00	00.00	6,142,400.00	5,410,400.00	732,000.00	6,142,400.00	00.00	00.00
23010502006	EMPRESAS PUBLICAS PROMOTORAS DE SALUD / S.G.P. CSF	36,000,000.00	1,500,000.00	37,500,000.00	18,482,500.00	18,482,500.00	00.00	18,482,500.00	15,573,800.00	2,908,700.00	18,482,500.00	00.00	00.00
23010502007	ADMINISTRADORAS PRIVADAS DE APORTES PARA ACCIDENTES DE TRABAJO Y ENFERMEDADES	00.00	00.00	00.00	00.00	00.00	00.00	00.00	00.00	00.00	00.00	00.00	00.00
2302	GASTOS GENERALES	694,435,090.00	61,439,463.00	755,874,553.00	679,823,110.00	679,823,110.00	00.00	679,823,110.00	500,666,500.00	179,156,610.00	679,823,110.00	00.00	00.00

**EJECUCION PRESUPUESTAL DE GASTOS
CORRESPONDIENTE AL MES DE DICIEMBRE DE 2020**

RUBRO	DESCRIPCION	APROPACION INICIAL	MODIFICACIONES	APROPACION VIGENTE	DISPONIBILIDADES	COMPROMISOS	DISPONIBILIDADES ABIERTAS	OBLIGACIONES	PAGOS ANTERIORES	PAGOS DEL MES	PAGOS ACUMULADOS	OBLIGACIONES POR PAGAR	RESERVAS EXCEPCIONALES
		1	2	3	4	5	6=(4-5)	7	8	9	10=(8+9)	11=(7+10)	12=(5-7)
23020001	IMPUESTOS Y CONTRIBUCIONES	00.00	00.00	00.00	00.00	00.00	00.00	00.00	00.00	00.00	00.00	00.00	00.00
23020001001	IMPUESTO DE VEHICULOS	00.00	00.00	00.00	00.00	00.00	00.00	00.00	00.00	00.00	00.00	00.00	00.00
23020001002	IMPUESTO PREDIAL	00.00	00.00	00.00	00.00	00.00	00.00	00.00	00.00	00.00	00.00	00.00	00.00
230203	IMPUESTOS MULTAS Y DEVOLUCIONES	00.00	00.00	00.00	00.00	00.00	00.00	00.00	00.00	00.00	00.00	00.00	00.00
230204	ADQUISICION BIENES Y SERVICIOS	694,435,090.00	61,439,463.00	755,874,553.00	679,823,110.00	679,823,110.00	00.00	679,823,110.00	500,666,500.00	179,156,610.00	679,823,110.00	00.00	00.00
230204001	COMPRA DE EQUIPO	00.00	00.00	00.00	00.00	00.00	00.00	00.00	00.00	00.00	00.00	00.00	00.00
230204004	MATERIALES Y SUMINISTROS	00.00	60,000,000.00	60,000,000.00	00.00	00.00	00.00	00.00	00.00	00.00	00.00	00.00	00.00
230204004	MATERIALES Y SUMINISTROS / MINPROTECCION ETV	00.00	00.00	00.00	00.00	00.00	00.00	00.00	00.00	00.00	00.00	00.00	00.00
230204004	MATERIALES Y SUMINISTROS / LIBRE DESTINACION	00.00	60,000,000.00	60,000,000.00	00.00	00.00	00.00	00.00	00.00	00.00	00.00	00.00	00.00
230204005	MANTENIMIENTO	100,000,000.00	00.00	100,000,000.00	95,770,010.00	95,770,010.00	00.00	95,770,010.00	8,806,000.00	86,964,010.00	95,770,010.00	00.00	00.00
230204005	MANTENIMIENTO / S.G.P. CSF	100,000,000.00	00.00	100,000,000.00	95,770,010.00	95,770,010.00	00.00	95,770,010.00	8,806,000.00	86,964,010.00	95,770,010.00	00.00	00.00
230204006	COMUNICACIÓN Y TRANSPORTE	55,000,000.00	(1,000,000.00)	54,000,000.00	49,366,100.00	49,366,100.00	00.00	49,366,100.00	39,712,700.00	9,653,400.00	49,366,100.00	00.00	00.00
230204006	COMUNICACION Y TRANSPORTE / S.G.P. CSF	55,000,000.00	(1,000,000.00)	54,000,000.00	49,366,100.00	49,366,100.00	00.00	49,366,100.00	39,712,700.00	9,653,400.00	49,366,100.00	00.00	00.00
230204007	IMPRESOS Y PUBLICACIONES	00.00	00.00	00.00	00.00	00.00	00.00	00.00	00.00	00.00	00.00	00.00	00.00
230204008	SERVICIOS PUBLICOS	00.00	00.00	00.00	00.00	00.00	00.00	00.00	00.00	00.00	00.00	00.00	00.00
230204010	ARRENDAMIENTOS	00.00	00.00	00.00	00.00	00.00	00.00	00.00	00.00	00.00	00.00	00.00	00.00
230204011	VIÁTICOS Y GASTOS DE VIAJE	539,435,090.00	2,439,463.00	541,874,553.00	534,687,000.00	534,687,000.00	00.00	534,687,000.00	452,147,800.00	82,539,200.00	534,687,000.00	00.00	00.00
230204011	VIÁTICOS Y GASTOS DE VIAJE / MINPROTECCION ETV	138,895,314.00	(11,965,270.00)	126,930,044.00	126,930,044.00	126,930,044.00	00.00	126,930,044.00	126,930,044.00	00.00	126,930,044.00	00.00	00.00
230204011	VIÁTICOS Y GASTOS DE VIAJE / S.G.P. CSF	400,539,776.00	14,404,733.00	414,944,509.00	407,756,956.00	407,756,956.00	00.00	407,756,956.00	325,217,756.00	82,539,200.00	407,756,956.00	00.00	00.00
230204014	COMISIONES BANCARIAS	00.00	00.00	00.00	00.00	00.00	00.00	00.00	00.00	00.00	00.00	00.00	00.00
2303	TRANSFERENCIAS	34,730,038.00	1,045,636.00	35,775,674.00	25,723,026.00	25,723,026.00	00.00	25,723,026.00	469,340.00	232,804.00	702,144.00	25,020,882.00	00.00
230303	DE PREVISION Y SEGURIDAD SOCIAL	34,730,038.00	1,045,636.00	35,775,674.00	25,723,026.00	25,723,026.00	00.00	25,723,026.00	469,340.00	232,804.00	702,144.00	25,020,882.00	00.00
230303001	INTERESES DE CESANTIAS	34,730,038.00	1,045,636.00	35,775,674.00	25,723,026.00	25,723,026.00	00.00	25,723,026.00	469,340.00	232,804.00	702,144.00	25,020,882.00	00.00
230303001	INTERESES DE CESANTIAS / MINPROTECCION ETV	12,868,114.00	406,156.00	13,274,270.00	8,095,060.00	8,095,060.00	00.00	8,095,060.00	125,298.00	232,804.00	358,102.00	7,736,958.00	00.00
230303001	INTERESES DE CESANTIAS / S.G.P. CSF	21,861,924.00	639,480.00	22,501,404.00	17,627,966.00	17,627,966.00	00.00	17,627,966.00	344,042.00	00.00	344,042.00	17,283,924.00	00.00
2310	OTROS GASTOS DE INVERSION	4,912,140,546.00	9,251,260,795.00	14,163,401,341.00	13,768,300,362.92	13,768,300,362.92	00.00	13,768,300,362.92	10,677,206,639.54	3,090,126,723.38	13,767,333,362.92	967,000.00	00.00
2310004	OTROS PROGRAMAS	00.00	00.00	00.00	00.00	00.00	00.00	00.00	00.00	00.00	00.00	00.00	00.00
231001	SUBCUENTA UES	4,912,140,546.00	9,251,260,795.00	14,163,401,341.00	13,768,300,362.92	13,768,300,362.92	00.00	13,768,300,362.92	10,677,206,639.54	3,090,126,723.38	13,767,333,362.92	967,000.00	00.00
23100101	CONTRATACION DE INSUMOS Y PRESTACION DE SERVICIOS	4,539,556,688.00	9,221,146,255.00	13,760,702,943.00	13,404,937,794.92	13,404,937,794.92	00.00	13,404,937,794.92	10,399,759,364.54	3,004,211,430.38	13,403,970,794.92	967,000.00	00.00
23100101002	AGUA PARA CONSUMO HUMANO	536,281,768.00	730,751,352.00	1,267,033,120.00	1,265,333,120.00	1,265,333,120.00	00.00	1,265,333,120.00	1,051,483,120.00	213,850,000.00	1,265,333,120.00	00.00	00.00
2310010100201	AGUA PARA CONSUMO HUMANO - TALENTO HUMANO	472,465,000.00	740,035,000.00	1,212,500,000.00	1,210,800,000.00	1,210,800,000.00	00.00	1,210,800,000.00	996,950,000.00	213,850,000.00	1,210,800,000.00	00.00	00.00
2310010100201	AGUA PARA CONSUMO HUMANO - TALENTO HUMANO / RENTAS CEDIDAS	00.00	171,000,000.00	171,000,000.00	171,000,000.00	171,000,000.00	00.00	171,000,000.00	102,600,000.00	68,400,000.00	171,000,000.00	00.00	00.00
2310010100201	AGUA PARA CONSUMO HUMANO - TALENTO HUMANO / S.G.P. CSF	243,100,000.00	214,650,000.00	457,750,000.00	457,750,000.00	457,750,000.00	00.00	457,750,000.00	370,550,000.00	87,200,000.00	457,750,000.00	00.00	00.00
2310010100201	AGUA PARA CONSUMO HUMANO - TALENTO HUMANO / RECURSOS PROPIOS GOBERNACION	229,365,000.00	140,935,000.00	370,300,000.00	370,300,000.00	370,300,000.00	00.00	370,300,000.00	370,300,000.00	00.00	370,300,000.00	00.00	00.00

30

**EJECUCION PRESUPUESTAL DE GASTOS
CORRESPONDIENTE AL MES DE DICIEMBRE DE 2020**

RUBRO	DESCRIPCION	APROPIACION INICIAL	MODIFICACIONES	APROPIACION VIGENTE	DISPONIBILIDADES	COMPROMISOS	DISPONIBILIDADES ABIERTAS	OBLIGACIONES	PAGOS ANTERIORES	PAGOS DEL MES	PAGOS ACUMULADOS	OBLIGACIONES POR PAGAR	RESERVAS EXCEPCIONALES
		1	2	3	4	5	6=(4-5)	7	8	9	10=(8+9)	11=(7-10)	12=(5-7)
2310010100201	AGUA PARA CONSUMO HUMANO - TALENTO HUMANO / LIBRE DESTINACION	00.00	213,450,000.00	213,450,000.00	211,750,000.00	211,750,000.00	00.00	211,750,000.00	153,500,000.00	58,250,000.00	211,750,000.00	00.00	00.00
2310010100202	AGUA PARA CONSUMO HUMANO -	41,363,035.00	(2,936,565.00)	38,426,470.00	38,426,470.00	38,426,470.00	00.00	38,426,470.00	38,426,470.00	00.00	38,426,470.00	00.00	00.00
2310010100202	AGUA PARA CONSUMO HUMANO - MATERIALES Y SUMINISTROS / RENTAS CEDIDAS	41,363,035.00	(2,936,565.00)	38,426,470.00	38,426,470.00	38,426,470.00	00.00	38,426,470.00	38,426,470.00	00.00	38,426,470.00	00.00	00.00
2310010100203	AGUA PARA CONS HUMANO -	22,453,733.00	(6,347,083.00)	16,106,650.00	16,106,650.00	16,106,650.00	00.00	16,106,650.00	16,106,650.00	00.00	16,106,650.00	00.00	00.00
2310010100203	AGUA PARA CONS HUMANO - COMPRA DE EQUIPO / RENTAS CEDIDAS	22,453,733.00	(6,347,083.00)	16,106,650.00	16,106,650.00	16,106,650.00	00.00	16,106,650.00	16,106,650.00	00.00	16,106,650.00	00.00	00.00
23100101004	ALIMENTOS Y BEBIDAS	221,655,960.00	542,531,065.00	764,187,025.00	759,087,025.00	759,087,025.00	00.00	759,087,025.00	607,890,025.00	151,197,000.00	759,087,025.00	00.00	00.00
2310010100401	ALIMENTOS Y BEBIDAS - TALENTO HUMANO	212,750,000.00	545,815,000.00	758,565,000.00	753,465,000.00	753,465,000.00	00.00	753,465,000.00	602,268,000.00	151,197,000.00	753,465,000.00	00.00	00.00
2310010100401	ALIMENTOS Y BEBIDAS - TALENTO HUMANO / RENTAS CEDIDAS	00.00	00.00	00.00	00.00	00.00	00.00	00.00	00.00	00.00	00.00	00.00	00.00
2310010100401	ALIMENTOS Y BEBIDAS - TALENTO HUMANO / S.G.P. CSF	90,350,000.00	(6,585,000.00)	83,765,000.00	83,765,000.00	83,765,000.00	00.00	83,765,000.00	83,765,000.00	00.00	83,765,000.00	00.00	00.00
2310010100401	ALIMENTOS Y BEBIDAS - TALENTO HUMANO / RECURSOS PROPIOS GOBERNACION	122,400,000.00	00.00	122,400,000.00	118,200,000.00	118,200,000.00	00.00	118,200,000.00	112,303,000.00	5,897,000.00	118,200,000.00	00.00	00.00
2310010100401	ALIMENTOS Y BEBIDAS - TALENTO HUMANO / LIBRE DESTINACION	00.00	552,400,000.00	552,400,000.00	551,500,000.00	551,500,000.00	00.00	551,500,000.00	406,200,000.00	145,300,000.00	551,500,000.00	00.00	00.00
2310010100402	ALIMENTOS Y BEBIDAS -	8,191,960.00	(2,569,935.00)	5,622,025.00	5,622,025.00	5,622,025.00	00.00	5,622,025.00	5,622,025.00	00.00	5,622,025.00	00.00	00.00
2310010100402	ALIMENTOS Y BEBIDAS - MATERIALES Y SUMINISTROS / RENTAS CEDIDAS	8,191,960.00	(2,569,935.00)	5,622,025.00	5,622,025.00	5,622,025.00	00.00	5,622,025.00	5,622,025.00	00.00	5,622,025.00	00.00	00.00
2310010100403	ALIMENTOS Y BEBIDAS - COMPRA	714,000.00	(714,000.00)	00.00	00.00	00.00	00.00	00.00	00.00	00.00	00.00	00.00	00.00
2310010100403	ALIMENTOS Y BEBIDAS - COMPRA DE EQUIPOS / RENTAS CEDIDAS	714,000.00	(714,000.00)	00.00	00.00	00.00	00.00	00.00	00.00	00.00	00.00	00.00	00.00
23100101005	MEDICAMENTOS Y DISPOSITIVOS	125,150,000.00	364,350,000.00	489,500,000.00	472,440,000.00	472,440,000.00	00.00	472,440,000.00	374,440,000.00	98,000,000.00	472,440,000.00	00.00	00.00
2310010100501	IVC DE LOS MED E INSUMOS MÉDICOS TALENTO HUMANO	125,150,000.00	364,350,000.00	489,500,000.00	472,440,000.00	472,440,000.00	00.00	472,440,000.00	374,440,000.00	98,000,000.00	472,440,000.00	00.00	00.00
2310010100501	IVC DE LOS MED E INSUMOS MÉDICOS TALENTO HUMANO / S.G.P. CSF	49,400,000.00	(75,000.00)	49,325,000.00	49,325,000.00	49,325,000.00	00.00	49,325,000.00	43,350,000.00	5,975,000.00	49,325,000.00	00.00	00.00
2310010100501	IVC DE LOS MED E INSUMOS MÉDICOS TALENTO HUMANO / RECURSOS PROPIOS GOBERNACION	75,750,000.00	(1,575,000.00)	74,175,000.00	74,175,000.00	74,175,000.00	00.00	74,175,000.00	72,725,000.00	1,450,000.00	74,175,000.00	00.00	00.00
2310010100501	IVC DE LOS MED E INSUMOS MÉDICOS TALENTO HUMANO / LIBRE DESTINACION	00.00	366,000,000.00	366,000,000.00	348,940,000.00	348,940,000.00	00.00	348,940,000.00	258,365,000.00	90,575,000.00	348,940,000.00	00.00	00.00
23100101007	ENFERMEADES TRANSMITIDAS	543,050,000.00	2,483,375,000.00	3,026,425,000.00	2,911,332,470.00	2,911,332,470.00	00.00	2,911,332,470.00	2,366,612,970.00	543,752,500.00	2,910,365,470.00	967,000.00	00.00
2310010100701	ENFERMEADES TRANSMITIDAS POR VECTORES - TALENTO HUMANO	543,050,000.00	2,483,375,000.00	3,026,425,000.00	2,911,332,470.00	2,911,332,470.00	00.00	2,911,332,470.00	2,366,612,970.00	543,752,500.00	2,910,365,470.00	967,000.00	00.00
2310010100701	ENFERMEADES TRANSMITIDAS POR VECTORES - TALENTO HUMANO / S.G.P. CSF	109,850,000.00	(2,600,000.00)	107,250,000.00	107,250,000.00	107,250,000.00	00.00	107,250,000.00	105,800,000.00	1,450,000.00	107,250,000.00	00.00	00.00

50

**EJECUCION PRESUPUESTAL DE GASTOS
CORRESPONDIENTE AL MES DE DICIEMBRE DE 2020**

RUBRO	DESCRIPCION	APROPIACION INICIAL	MODIFICACIONES	APROPIACION VIGENTE	DISPONIBILIDADES	COMPROMISOS	DISPONIBILIDADES ABIERTAS	OBLIGACIONES	PAGOS ANTERIORES	PAGOS DEL MES	PAGOS ACUMULADOS	OBLIGACIONES POR PAGAR	RESERVAS EXCEPCIONALES
		1	2	3	4	5	6= (4-5)	7	8	9	10 = (8+9)	11=(7-10)	12=(5-7)
2310010100701	ENFERMEDADES TRANSMITIDAS POR VECTORES - TALENTO HUMANO / RECURSOS PROPIOS GOBERNACION	433,200,000.00	(179,350,000.00)	253,850,000.00	253,513,300.00	253,513,300.00	00.00	253,513,300.00	240,913,300.00	12,600,000.00	253,513,300.00	00.00	00.00
2310010100701	ENFERMEDADES TRANSMITIDAS POR VECTORES - TALENTO HUMANO / LIBRE DESTINACION	00.00	2,665,325,000.00	2,665,325,000.00	2,550,569,170.00	2,550,569,170.00	00.00	2,550,569,170.00	2,019,899,670.00	529,702,500.00	2,549,602,170.00	967,000.00	00.00
23100101008	ZOONOSIS	625,962,705.00	829,948,452.00	1,455,911,157.00	1,425,123,827.00	1,425,123,827.00	00.00	1,425,123,827.00	1,034,905,000.00	390,218,827.00	1,425,123,827.00	00.00	00.00
2310010100801	ZOONOSIS - TALENTO HUMANO	563,625,000.00	823,150,000.00	1,386,775,000.00	1,355,988,000.00	1,355,988,000.00	00.00	1,355,988,000.00	1,034,905,000.00	321,083,000.00	1,355,988,000.00	00.00	00.00
2310010100801	ZOONOSIS - TALENTO HUMANO / S.G.P. CSF	114,075,000.00	(35,675,000.00)	78,400,000.00	78,400,000.00	78,400,000.00	00.00	78,400,000.00	78,400,000.00	00.00	78,400,000.00	00.00	00.00
2310010100801	ZOONOSIS - TALENTO HUMANO / RECURSOS PROPIOS GOBERNACION	449,550,000.00	(164,400,000.00)	285,150,000.00	276,205,000.00	276,205,000.00	00.00	276,205,000.00	177,522,000.00	98,683,000.00	276,205,000.00	00.00	00.00
2310010100801	ZOONOSIS - TALENTO HUMANO / LIBRE DESTINACION	00.00	1,023,225,000.00	1,023,225,000.00	1,001,383,000.00	1,001,383,000.00	00.00	1,001,383,000.00	778,983,000.00	222,400,000.00	1,001,383,000.00	00.00	00.00
2310010100802	ZOONOSIS - MATERIALES Y	62,337,705.00	6,798,452.00	69,136,157.00	69,135,827.00	69,135,827.00	00.00	69,135,827.00	00.00	69,135,827.00	69,135,827.00	00.00	00.00
2310010100802	ZOONOSIS - MATERIALES Y SUMINISTROS / RENTAS CEDIDAS	62,337,705.00	798,452.00	63,136,157.00	63,135,827.00	63,135,827.00	00.00	63,135,827.00	00.00	63,135,827.00	63,135,827.00	00.00	00.00
2310010100802	ZOONOSIS - MATERIALES Y SUMINISTROS / S.G.P. CSF	00.00	6,000,000.00	6,000,000.00	6,000,000.00	6,000,000.00	00.00	6,000,000.00	00.00	6,000,000.00	6,000,000.00	00.00	00.00
23100101011	FORTALECIMIENTO	2,050,010,255.00	1,449,735,367.00	3,499,745,622.00	3,372,551,952.92	3,372,551,952.92	00.00	3,372,551,952.92	2,468,690,749.54	903,861,203.38	3,372,551,952.92	00.00	00.00
2310010101101	Fortalecimiento Institucional - Talento Humano	891,549,205.00	1,573,645,795.00	2,465,195,000.00	2,386,773,000.00	2,386,773,000.00	00.00	2,386,773,000.00	1,880,573,000.00	506,200,000.00	2,386,773,000.00	00.00	00.00
2310010101101	Fortalecimiento Institucional - Talento Humano / S.G.P. CSF	459,634,205.00	497,045,795.00	956,680,000.00	941,790,000.00	941,790,000.00	00.00	941,790,000.00	738,190,000.00	203,600,000.00	941,790,000.00	00.00	00.00
2310010101101	Fortalecimiento Institucional - Talento Humano / RECURSOS PROPIOS GOBERNACION	431,915,000.00	00.00	431,915,000.00	428,883,000.00	428,883,000.00	00.00	428,883,000.00	423,633,000.00	5,250,000.00	428,883,000.00	00.00	00.00
2310010101101	Fortalecimiento Institucional - Talento Humano / LIBRE DESTINACION	00.00	1,076,600,000.00	1,076,600,000.00	1,016,100,000.00	1,016,100,000.00	00.00	1,016,100,000.00	718,750,000.00	297,350,000.00	1,016,100,000.00	00.00	00.00
2310010101102	Fortalecimiento Institucional -	188,241,050.00	174,014,281.00	362,255,331.00	360,111,580.30	360,111,580.30	00.00	360,111,580.30	319,780,581.30	40,330,999.00	360,111,580.30	00.00	00.00
2310010101102	Fortalecimiento Institucional - Materiales y Suministros / RENTAS CEDIDAS	93,241,050.00	9,014,281.00	102,255,331.00	100,111,586.00	100,111,586.00	00.00	100,111,586.00	98,571,000.00	1,540,586.00	100,111,586.00	00.00	00.00
2310010101102	Fortalecimiento Institucional - Materiales y Suministros / S.G.P. CSF	95,000,000.00	165,000,000.00	260,000,000.00	259,999,994.30	259,999,994.30	00.00	259,999,994.30	221,209,581.30	38,790,413.00	259,999,994.30	00.00	00.00
2310010101103	Fortalecimiento Institucional -	200,000,000.00	(6,700,000.00)	193,300,000.00	183,381,197.00	183,381,197.00	00.00	183,381,197.00	00.00	183,381,197.00	183,381,197.00	00.00	00.00
2310010101103	Fortalecimiento Institucional - Impresos y Publicaciones / RENTAS CEDIDAS	120,000,000.00	(10,000,000.00)	110,000,000.00	110,000,000.00	110,000,000.00	00.00	110,000,000.00	00.00	110,000,000.00	110,000,000.00	00.00	00.00
2310010101103	Fortalecimiento Institucional - Impresos y Publicaciones / S.G.P. CSF	80,000,000.00	3,300,000.00	83,300,000.00	73,381,197.00	73,381,197.00	00.00	73,381,197.00	00.00	73,381,197.00	73,381,197.00	00.00	00.00
2310010101104	Fortalecimiento institucional -	200,000,000.00	(200,000,000.00)	00.00	00.00	00.00	00.00	00.00	00.00	00.00	00.00	00.00	00.00
2310010101104	Fortalecimiento institucional - Compra de Equipo / RENTAS CEDIDAS	00.00	00.00	00.00	00.00	00.00	00.00	00.00	00.00	00.00	00.00	00.00	00.00
2310010101104	Fortalecimiento institucional - Compra de Equipo / S.G.P. CSF	200,000,000.00	(200,000,000.00)	00.00	00.00	00.00	00.00	00.00	00.00	00.00	00.00	00.00	00.00
2310010101105	Fortalecimiento Institucional -	164,220,000.00	63,500,000.00	227,720,000.00	211,010,885.49	211,010,885.49	00.00	211,010,885.49	93,070,816.82	117,940,068.67	211,010,885.49	00.00	00.00
2310010101105	Fortalecimiento Institucional - Mantenimiento / RENTAS CEDIDAS	164,220,000.00	63,500,000.00	227,720,000.00	211,010,885.49	211,010,885.49	00.00	211,010,885.49	93,070,816.82	117,940,068.67	211,010,885.49	00.00	00.00

js

EJECUCION PRESUPUESTAL DE GASTOS
CORRESPONDIENTE AL MES DE DICIEMBRE DE 2020

RUBRO	DESCRIPCION	APROPIACION INICIAL	MODIFICACIONES	APROPIACION VIGENTE	DISPONIBILIDADES	COMPROMISOS	DISPONIBILIDADES ABIERTAS	OBLIGACIONES	PAGOS ANTERIORES	PAGOS DEL MES	PAGOS ACUMULADOS	OBLIGACIONES POR PAGAR	RESERVAS EXCEPCIONALES
		1	2	3	4	5	6= (4-5)	7	8	9	10 = (8+9)	11=(7-10)	12=(5-7)
2310010101106	Fortalecimiento Institucional -	102,000,000.00	(24,397,123.00)	77,602,877.00	77,602,876.13	77,602,876.13	00.00	77,602,876.13	70,548,069.42	7,054,806.71	77,602,876.13	00.00	00.00
2310010101106	Fortalecimiento Institucional - Arrendamientos / RENTAS CEDIDAS	102,000,000.00	(24,397,123.00)	77,602,877.00	77,602,876.13	77,602,876.13	00.00	77,602,876.13	70,548,069.42	7,054,806.71	77,602,876.13	00.00	00.00
2310010101107	Fortalecimiento Institucional -	304,000,000.00	(130,327,586.00)	173,672,414.00	153,672,414.00	153,672,414.00	00.00	153,672,414.00	104,718,282.00	48,954,132.00	153,672,414.00	00.00	00.00
2310010101107	Fortalecimiento Institucional - Vigilancia y seguridad / RENTAS CEDIDAS	304,000,000.00	(150,327,586.00)	153,672,414.00	153,672,414.00	153,672,414.00	00.00	153,672,414.00	104,718,282.00	48,954,132.00	153,672,414.00	00.00	00.00
2310010101107	Fortalecimiento Institucional - Vigilancia y seguridad / LIBRE DESTINACION	00.00	20,000,000.00	20,000,000.00	00.00	00.00	00.00	00.00	00.00	00.00	00.00	00.00	00.00
23100101012	PROTECCION Y VIGILANCIA EN	135,386,000.00	1,909,230,019.00	2,044,616,019.00	1,998,194,400.00	1,998,194,400.00	00.00	1,998,194,400.00	1,564,562,500.00	433,631,900.00	1,998,194,400.00	00.00	00.00
2310010101201	Prot. y Vig. en Salud Ambiental- Talento Humano	111,110,000.00	1,909,415,000.00	2,020,525,000.00	1,984,200,000.00	1,984,200,000.00	00.00	1,984,200,000.00	1,564,562,500.00	419,637,500.00	1,984,200,000.00	00.00	00.00
2310010101201	Prot. y Vig. en Salud Ambiental- Talento Humano / S.G.P. CSF	45,500,000.00	00.00	45,500,000.00	45,500,000.00	45,500,000.00	00.00	45,500,000.00	45,500,000.00	00.00	45,500,000.00	00.00	00.00
2310010101201	Prot. y Vig. en Salud Ambiental- Talento Humano / RECURSOS PROPIOS GOBERNACION	65,610,000.00	203,890,000.00	269,500,000.00	266,175,000.00	266,175,000.00	00.00	266,175,000.00	221,812,500.00	44,362,500.00	266,175,000.00	00.00	00.00
2310010101201	Prot. y Vig. en Salud Ambiental- Talento Humano / LIBRE DESTINACION	00.00	1,705,525,000.00	1,705,525,000.00	1,672,525,000.00	1,672,525,000.00	00.00	1,672,525,000.00	1,297,250,000.00	375,275,000.00	1,672,525,000.00	00.00	00.00
2310010101204	Prot. y Vig. en Salud Ambiental-	24,276,000.00	(184,981.00)	24,091,019.00	13,994,400.00	13,994,400.00	00.00	13,994,400.00	00.00	13,994,400.00	13,994,400.00	00.00	00.00
2310010101204	Prot. y Vig. en Salud Ambiental- Mantenimiento de equipos / RENTAS CEDIDAS	24,276,000.00	(184,981.00)	24,091,019.00	13,994,400.00	13,994,400.00	00.00	13,994,400.00	00.00	13,994,400.00	13,994,400.00	00.00	00.00
23100101013	SEGURIDAD QUÍMICA Y	302,060,000.00	911,225,000.00	1,213,285,000.00	1,200,875,000.00	1,200,875,000.00	00.00	1,200,875,000.00	931,175,000.00	269,700,000.00	1,200,875,000.00	00.00	00.00
2310010101301	SEG. QUÍM. Y PROT.RADIOLÓGICA - Talento Humano	302,060,000.00	911,225,000.00	1,213,285,000.00	1,200,875,000.00	1,200,875,000.00	00.00	1,200,875,000.00	931,175,000.00	269,700,000.00	1,200,875,000.00	00.00	00.00
2310010101301	SEG. QUÍM. Y PROT.RADIOLÓGICA - Talento Humano / S.G.P. CSF	109,850,000.00	13,250,000.00	123,100,000.00	123,100,000.00	123,100,000.00	00.00	123,100,000.00	86,300,000.00	36,800,000.00	123,100,000.00	00.00	00.00
2310010101301	SEG. QUÍM. Y PROT.RADIOLÓGICA - Talento Humano / RECURSOS PROPIOS GOBERNACION	192,210,000.00	500,000.00	192,710,000.00	192,500,000.00	192,500,000.00	00.00	192,500,000.00	189,200,000.00	3,300,000.00	192,500,000.00	00.00	00.00
2310010101301	SEG. QUÍM. Y PROT.RADIOLÓGICA - Talento Humano / LIBRE DESTINACION	00.00	897,475,000.00	897,475,000.00	885,275,000.00	885,275,000.00	00.00	885,275,000.00	655,675,000.00	229,600,000.00	885,275,000.00	00.00	00.00
23100102	CONTRATACION DE INSUMOS Y	372,583,858.00	30,114,540.00	402,698,398.00	363,362,568.00	363,362,568.00	00.00	363,362,568.00	277,447,275.00	85,915,293.00	363,362,568.00	00.00	00.00
23100102	CONTRATACION DE INSUMOS Y PRESTACION DE SERVICIOS / RENTAS CEDIDAS	272,583,858.00	(33,835,460.00)	238,748,398.00	238,748,398.00	238,748,398.00	00.00	238,748,398.00	171,529,785.00	67,218,613.00	238,748,398.00	00.00	00.00
23100102	CONTRATACION DE INSUMOS Y PRESTACION DE SERVICIOS / S.G.P. CSF	100,000,000.00	63,950,000.00	163,950,000.00	124,614,170.00	124,614,170.00	00.00	124,614,170.00	105,917,490.00	18,696,680.00	124,614,170.00	00.00	00.00
3	Reserva de Apropriación	00.00	00.00	00.00	00.00	00.00	00.00	00.00	00.00	00.00	00.00	00.00	00.00
4	Reservas de Caja	1,916,092,816.00	00.00	1,916,092,816.00	1,912,680,267.00	1,912,680,267.00	00.00	1,912,680,267.00	1,911,491,551.00	1,188,716.00	1,912,680,267.00	00.00	00.00
41	GASTOS FUNCIONAMIENTO	1,204,621,338.00	00.00	1,204,621,338.00	1,204,499,354.00	1,204,499,354.00	00.00	1,204,499,354.00	1,204,499,354.00	00.00	1,204,499,354.00	00.00	00.00
4101	GASTOS DE PERSONAL	27,536,371.00	00.00	27,536,371.00	27,536,371.00	27,536,371.00	00.00	27,536,371.00	27,536,371.00	00.00	27,536,371.00	00.00	00.00
410102	SERVICIOS PERSONALES INDIRECTOS	27,536,371.00	00.00	27,536,371.00	27,536,371.00	27,536,371.00	00.00	27,536,371.00	27,536,371.00	00.00	27,536,371.00	00.00	00.00

7

EJECUCION PRESUPUESTAL DE GASTOS
CORRESPONDIENTE AL MES DE DICIEMBRE DE 2020

RUBRO	DESCRIPCION	APROPIACION INICIAL	MODIFICACIONES	APROPIACION VIGENTE	DISPONIBILIDADES	COMPROMISOS	DISPONIBILIDADES ABIERTAS	OBLIGACIONES	PAGOS ANTERIORES	PAGOS DEL MES	PAGOS ACUMULADOS	OBLIGACIONES POR PAGAR	RESERVAS EXCEPCIONALES
		1	2	3	4	5	6= (4-5)	7	8	9	10 = (8+9)	11=(7-10)	12=(5-7)
41010202	HONORARIOS	27,536,371.00	00.00	27,536,371.00	27,536,371.00	27,536,371.00	00.00	27,536,371.00	27,536,371.00	00.00	27,536,371.00	00.00	00.00
41010202	HONORARIOS / RENTAS CEDIDAS	27,536,371.00	00.00	27,536,371.00	27,536,371.00	27,536,371.00	00.00	27,536,371.00	27,536,371.00	00.00	27,536,371.00	00.00	00.00
4102	GASTOS GENERALES	498,909,154.00	00.00	498,909,154.00	498,787,170.00	498,787,170.00	00.00	498,787,170.00	498,787,170.00	00.00	498,787,170.00	00.00	00.00
410204	ADQUISICIÓN BIENES Y SERVICIOS	498,909,154.00	00.00	498,909,154.00	498,787,170.00	498,787,170.00	00.00	498,787,170.00	498,787,170.00	00.00	498,787,170.00	00.00	00.00
410204004	MATERIALES Y SUMINISTROS	99,419,495.00	00.00	99,419,495.00	99,419,495.00	99,419,495.00	00.00	99,419,495.00	99,419,495.00	00.00	99,419,495.00	00.00	00.00
410204004001	DOTACIÓN	64,330,210.00	00.00	64,330,210.00	64,330,210.00	64,330,210.00	00.00	64,330,210.00	64,330,210.00	00.00	64,330,210.00	00.00	00.00
410204004001	DOTACIÓN / RENTAS CEDIDAS	64,330,210.00	00.00	64,330,210.00	64,330,210.00	64,330,210.00	00.00	64,330,210.00	64,330,210.00	00.00	64,330,210.00	00.00	00.00
410204004003	PRODUCTOS DE ASEO Y LIMPIEZA / RENTAS CEDIDAS	19,550,815.00	00.00	19,550,815.00	19,550,815.00	19,550,815.00	00.00	19,550,815.00	19,550,815.00	00.00	19,550,815.00	00.00	00.00
410204004003	PRODUCTOS DE ASEO Y LIMPIEZA / RENTAS CEDIDAS	19,550,815.00	00.00	19,550,815.00	19,550,815.00	19,550,815.00	00.00	19,550,815.00	19,550,815.00	00.00	19,550,815.00	00.00	00.00
410204004004	PRODUCTOS DE CAFETERÍA Y RESTAURANTE / RENTAS CEDIDAS	15,538,470.00	00.00	15,538,470.00	15,538,470.00	15,538,470.00	00.00	15,538,470.00	15,538,470.00	00.00	15,538,470.00	00.00	00.00
410204004004	PRODUCTOS DE CAFETERÍA Y RESTAURANTE / RENTAS CEDIDAS	15,538,470.00	00.00	15,538,470.00	15,538,470.00	15,538,470.00	00.00	15,538,470.00	15,538,470.00	00.00	15,538,470.00	00.00	00.00
410204005	MANTENIMIENTO	118,742,314.00	00.00	118,742,314.00	118,742,314.00	118,742,314.00	00.00	118,742,314.00	118,742,314.00	00.00	118,742,314.00	00.00	00.00
410204005001	MANTENIMIENTO DE BIENES INMUEBLES	50,212,496.00	00.00	50,212,496.00	50,212,496.00	50,212,496.00	00.00	50,212,496.00	50,212,496.00	00.00	50,212,496.00	00.00	00.00
410204005001	MANTENIMIENTO DE BIENES INMUEBLES / RENTAS CEDIDAS	50,212,496.00	00.00	50,212,496.00	50,212,496.00	50,212,496.00	00.00	50,212,496.00	50,212,496.00	00.00	50,212,496.00	00.00	00.00
410204005002	MANTENIMIENTO DE BIENES MUEBLES EQUIPOS Y ENSERES / RENTAS CEDIDAS	8,782,864.00	00.00	8,782,864.00	8,782,864.00	8,782,864.00	00.00	8,782,864.00	8,782,864.00	00.00	8,782,864.00	00.00	00.00
410204005002	MANTENIMIENTO DE BIENES MUEBLES EQUIPOS Y ENSERES / RENTAS CEDIDAS	8,782,864.00	00.00	8,782,864.00	8,782,864.00	8,782,864.00	00.00	8,782,864.00	8,782,864.00	00.00	8,782,864.00	00.00	00.00
410204005005	SERVICIO DE SEGURIDAD Y VIGILANCIA / RENTAS CEDIDAS	59,746,954.00	00.00	59,746,954.00	59,746,954.00	59,746,954.00	00.00	59,746,954.00	59,746,954.00	00.00	59,746,954.00	00.00	00.00
410204005005	SERVICIO DE SEGURIDAD Y VIGILANCIA / RENTAS CEDIDAS	59,746,954.00	00.00	59,746,954.00	59,746,954.00	59,746,954.00	00.00	59,746,954.00	59,746,954.00	00.00	59,746,954.00	00.00	00.00
410204006	COMUNICACIÓN Y TRANSPORTE	1,130,310.00	00.00	1,130,310.00	1,130,310.00	1,130,310.00	00.00	1,130,310.00	1,130,310.00	00.00	1,130,310.00	00.00	00.00
410204006001	CORREO	1,130,310.00	00.00	1,130,310.00	1,130,310.00	1,130,310.00	00.00	1,130,310.00	1,130,310.00	00.00	1,130,310.00	00.00	00.00
410204006001	CORREO / RENTAS CEDIDAS	1,130,310.00	00.00	1,130,310.00	1,130,310.00	1,130,310.00	00.00	1,130,310.00	1,130,310.00	00.00	1,130,310.00	00.00	00.00
410204009	SEGUROS	4,273,714.00	00.00	4,273,714.00	4,151,730.00	4,151,730.00	00.00	4,151,730.00	4,151,730.00	00.00	4,151,730.00	00.00	00.00
410204009003	OTROS SEGUROS	4,273,714.00	00.00	4,273,714.00	4,151,730.00	4,151,730.00	00.00	4,151,730.00	4,151,730.00	00.00	4,151,730.00	00.00	00.00
410204009003	OTROS SEGUROS / RENTAS CEDIDAS	4,273,714.00	00.00	4,273,714.00	4,151,730.00	4,151,730.00	00.00	4,151,730.00	4,151,730.00	00.00	4,151,730.00	00.00	00.00
410204013	CAPACITACIÓN BIENESTAR SOCIAL	255,890,301.00	00.00	255,890,301.00	255,890,301.00	255,890,301.00	00.00	255,890,301.00	255,890,301.00	00.00	255,890,301.00	00.00	00.00
410204013001	SERVICIOS DE BIENESTAR SOCIAL	255,890,301.00	00.00	255,890,301.00	255,890,301.00	255,890,301.00	00.00	255,890,301.00	255,890,301.00	00.00	255,890,301.00	00.00	00.00
410204013001	SERVICIOS DE BIENESTAR SOCIAL / RENTAS CEDIDAS	255,890,301.00	00.00	255,890,301.00	255,890,301.00	255,890,301.00	00.00	255,890,301.00	255,890,301.00	00.00	255,890,301.00	00.00	00.00
410204015	OTROS GASTOS POR SALUD OCUPACIONAL	19,453,020.00	00.00	19,453,020.00	19,453,020.00	19,453,020.00	00.00	19,453,020.00	19,453,020.00	00.00	19,453,020.00	00.00	00.00
410204015002	SALUD OCUPACIONAL	19,453,020.00	00.00	19,453,020.00	19,453,020.00	19,453,020.00	00.00	19,453,020.00	19,453,020.00	00.00	19,453,020.00	00.00	00.00
410204015002	SALUD OCUPACIONAL / RENTAS CEDIDAS	19,453,020.00	00.00	19,453,020.00	19,453,020.00	19,453,020.00	00.00	19,453,020.00	19,453,020.00	00.00	19,453,020.00	00.00	00.00
4103	TRANSFERENCIAS	678,175,813.00	00.00	678,175,813.00	678,175,813.00	678,175,813.00	00.00	678,175,813.00	678,175,813.00	00.00	678,175,813.00	00.00	00.00
410303	DE PREVISIÓN Y SEGURIDAD SOCIAL	678,175,813.00	00.00	678,175,813.00	678,175,813.00	678,175,813.00	00.00	678,175,813.00	678,175,813.00	00.00	678,175,813.00	00.00	00.00
41030301	DE PREVISION Y SEGURIDAD SOCIAL	678,175,813.00	00.00	678,175,813.00	678,175,813.00	678,175,813.00	00.00	678,175,813.00	678,175,813.00	00.00	678,175,813.00	00.00	00.00

js

**EJECUCION PRESUPUESTAL DE GASTOS
CORRESPONDIENTE AL MES DE DICIEMBRE DE 2020**

RUBRO	DESCRIPCION	APROPRIACION INICIAL	MODIFICACIONES	APROPRIACION VIGENTE	DISPONIBILIDADES	COMPROMISOS	DISPONIBILIDADES ABIERTAS	OBLIGACIONES	PAGOS ANTERIORES	PAGOS DEL MES	PAGOS ACUMULADOS	OBLIGACIONES POR PAGAR	RESERVAS EXCEPCIONALES
		1	2	3	4	5	6= (4-5)	7	8	9	10 = (8+9)	11=(7-10)	12=(5-7)
41030301002	CUOTAS PARTES PENSIONALES	500,000,000.00	00.00	500,000,000.00	500,000,000.00	500,000,000.00	00.00	500,000,000.00	500,000,000.00	00.00	500,000,000.00	00.00	00.00
41030301002	CUOTAS PARTES PENSIONALES / RECURSOS PROPIOS	500,000,000.00	00.00	500,000,000.00	500,000,000.00	500,000,000.00	00.00	500,000,000.00	500,000,000.00	00.00	500,000,000.00	00.00	00.00
41030301004	INTERESES DE CESANTIAS	18,473,459.00	00.00	18,473,459.00	18,473,459.00	18,473,459.00	00.00	18,473,459.00	18,473,459.00	00.00	18,473,459.00	00.00	00.00
41030301004	INTERESES DE CESANTIAS / RENTAS CEDIDAS	18,473,459.00	00.00	18,473,459.00	18,473,459.00	18,473,459.00	00.00	18,473,459.00	18,473,459.00	00.00	18,473,459.00	00.00	00.00
41030301006	FONDOS ADMINISTRADORES DE	159,702,354.00	00.00	159,702,354.00	159,702,354.00	159,702,354.00	00.00	159,702,354.00	159,702,354.00	00.00	159,702,354.00	00.00	00.00
41030301006	FONDOS ADMINISTRADORES DE CESANTIAS PRIVADOS / RECURSOS PROPIOS	159,702,354.00	00.00	159,702,354.00	159,702,354.00	159,702,354.00	00.00	159,702,354.00	159,702,354.00	00.00	159,702,354.00	00.00	00.00
43	GASTOS DE INVERSIÓN	711,471,478.00	00.00	711,471,478.00	708,180,913.00	708,180,913.00	00.00	708,180,913.00	706,992,197.00	1,188,716.00	708,180,913.00	00.00	00.00
4301	GASTOS DE PERSONAL	229,871,273.00	00.00	229,871,273.00	227,970,708.00	227,970,708.00	00.00	227,970,708.00	226,781,992.00	1,188,716.00	227,970,708.00	00.00	00.00
430101	SERVICIOS PERSONALES ASOCIADOS A NÓMINA (OPE)	3,089,281.00	00.00	3,089,281.00	1,188,716.00	1,188,716.00	00.00	1,188,716.00	00.00	1,188,716.00	1,188,716.00	00.00	00.00
43010101	SUELDOS DE PERSONAL DE NÓMINA	2,533,055.00	00.00	2,533,055.00	703,801.00	703,801.00	00.00	703,801.00	00.00	703,801.00	703,801.00	00.00	00.00
43010101001	SUELDOS	2,533,055.00	00.00	2,533,055.00	703,801.00	703,801.00	00.00	703,801.00	00.00	703,801.00	703,801.00	00.00	00.00
43010101001	SUELDOS / S.G.P. CSF	2,533,055.00	00.00	2,533,055.00	703,801.00	703,801.00	00.00	703,801.00	00.00	703,801.00	703,801.00	00.00	00.00
43010105	OTROS	556,226.00	00.00	556,226.00	484,915.00	484,915.00	00.00	484,915.00	00.00	484,915.00	484,915.00	00.00	00.00
43010105005	PRIMA DE SERVICIO	556,226.00	00.00	556,226.00	484,915.00	484,915.00	00.00	484,915.00	00.00	484,915.00	484,915.00	00.00	00.00
43010105005	PRIMA DE SERVICIO / S.G.P. CSF	556,226.00	00.00	556,226.00	484,915.00	484,915.00	00.00	484,915.00	00.00	484,915.00	484,915.00	00.00	00.00
430105	CONTRIBUCIONES INHERENTES A LA NOMINA SECTOR PRIVADO Y	226,781,992.00	00.00	226,781,992.00	226,781,992.00	226,781,992.00	00.00	226,781,992.00	226,781,992.00	00.00	226,781,992.00	00.00	00.00
43010501	ADMINISTRADAS POR EL SECTOR PRIVADO	226,781,992.00	00.00	226,781,992.00	226,781,992.00	226,781,992.00	00.00	226,781,992.00	226,781,992.00	00.00	226,781,992.00	00.00	00.00
43010501002	FONDOS ADMINISTRADORES DE CESANTIAS PRIVADOS	226,781,992.00	00.00	226,781,992.00	226,781,992.00	226,781,992.00	00.00	226,781,992.00	226,781,992.00	00.00	226,781,992.00	00.00	00.00
43010501002	FONDOS ADMINISTRADORES DE CESANTIAS PRIVADOS / MINPROTECCION ETV	66,318,525.00	00.00	66,318,525.00	66,318,525.00	66,318,525.00	00.00	66,318,525.00	66,318,525.00	00.00	66,318,525.00	00.00	00.00
43010501002	FONDOS ADMINISTRADORES DE CESANTIAS PRIVADOS / S.G.P. CSF	160,463,467.00	00.00	160,463,467.00	160,463,467.00	160,463,467.00	00.00	160,463,467.00	160,463,467.00	00.00	160,463,467.00	00.00	00.00
4302	GASTOS GENERALES	155,129,902.00	00.00	155,129,902.00	155,129,902.00	155,129,902.00	00.00	155,129,902.00	155,129,902.00	00.00	155,129,902.00	00.00	00.00
430204	ADQUISICION BIENES Y SERVICIOS	155,129,902.00	00.00	155,129,902.00	155,129,902.00	155,129,902.00	00.00	155,129,902.00	155,129,902.00	00.00	155,129,902.00	00.00	00.00
430204004	MATERIALES Y SUMINISTROS	44,000,800.00	00.00	44,000,800.00	44,000,800.00	44,000,800.00	00.00	44,000,800.00	44,000,800.00	00.00	44,000,800.00	00.00	00.00
430204004	MATERIALES Y SUMINISTROS / S.G.P. CSF	44,000,800.00	00.00	44,000,800.00	44,000,800.00	44,000,800.00	00.00	44,000,800.00	44,000,800.00	00.00	44,000,800.00	00.00	00.00
430204007	IMPRESOS Y PUBLICACIONES	111,129,102.00	00.00	111,129,102.00	111,129,102.00	111,129,102.00	00.00	111,129,102.00	111,129,102.00	00.00	111,129,102.00	00.00	00.00
430204007	IMPRESOS Y PUBLICACIONES / S.G.P. CSF	111,129,102.00	00.00	111,129,102.00	111,129,102.00	111,129,102.00	00.00	111,129,102.00	111,129,102.00	00.00	111,129,102.00	00.00	00.00
4303	TRANSFERENCIAS	27,580,445.00	00.00	27,580,445.00	27,580,445.00	27,580,445.00	00.00	27,580,445.00	27,580,445.00	00.00	27,580,445.00	00.00	00.00
430303	DE PREVISION Y SEGURIDAD SOCIAL	27,580,445.00	00.00	27,580,445.00	27,580,445.00	27,580,445.00	00.00	27,580,445.00	27,580,445.00	00.00	27,580,445.00	00.00	00.00
430303001	INTERESES DE CESANTIAS	27,580,445.00	00.00	27,580,445.00	27,580,445.00	27,580,445.00	00.00	27,580,445.00	27,580,445.00	00.00	27,580,445.00	00.00	00.00
430303001	INTERESES DE CESANTIAS / MINPROTECCION ETV	7,925,402.00	00.00	7,925,402.00	7,925,402.00	7,925,402.00	00.00	7,925,402.00	7,925,402.00	00.00	7,925,402.00	00.00	00.00
430303001	INTERESES DE CESANTIAS / S.G.P. CSF	19,655,043.00	00.00	19,655,043.00	19,655,043.00	19,655,043.00	00.00	19,655,043.00	19,655,043.00	00.00	19,655,043.00	00.00	00.00
4310	OTROS GASTOS DE INVERSION	298,889,858.00	00.00	298,889,858.00	297,499,858.00	297,499,858.00	00.00	297,499,858.00	297,499,858.00	00.00	297,499,858.00	00.00	00.00
431001	SUBCUENTA UES	298,889,858.00	00.00	298,889,858.00	297,499,858.00	297,499,858.00	00.00	297,499,858.00	297,499,858.00	00.00	297,499,858.00	00.00	00.00

70


EJECUCION PRESUPUESTAL DE GASTOS
CORRESPONDIENTE AL MES DE DICIEMBRE DE 2020


RUBRO	DESCRIPCION	APROPACION INICIAL	MODIFICACIONES	APROPACION VIGENTE	DISPONIBILIDADES	COMPROMISOS	DISPONIBILIDADES ABIERTAS	OBLIGACIONES	PAGOS ANTERIORES	PAGOS DEL MES	PAGOS ACUMULADOS	OBLIGACIONES POR PAGAR	RESERVAS EXCEPCIONALES
		1	2	3	4	5	6= (4-5)	7	8	9	10 = (8+9)	11=(7-10)	12=(5-7)
43100101	CONTRATACION DE INSUMOS Y PRESTACION DE SERVICIOS	242,181,404.00	00.00	242,181,404.00	240,791,404.00	240,791,404.00	00.00	240,791,404.00	240,791,404.00	00.00	240,791,404.00	00.00	00.00
43100101007	ENFERMEDADES TRANSMITIDAS POR VECTORES	4,170,000.00	00.00	4,170,000.00	2,780,000.00	2,780,000.00	00.00	2,780,000.00	2,780,000.00	00.00	2,780,000.00	00.00	00.00
4310010100701	ENFERMEDADES TRANSMITIDAS POR VECTORES - TALENTO HUMANO	4,170,000.00	00.00	4,170,000.00	2,780,000.00	2,780,000.00	00.00	2,780,000.00	2,780,000.00	00.00	2,780,000.00	00.00	00.00
4310010100701	ENFERMEDADES TRANSMITIDAS POR VECTORES - TALENTO HUMANO / S.G.P. CSF	4,170,000.00	00.00	4,170,000.00	2,780,000.00	2,780,000.00	00.00	2,780,000.00	2,780,000.00	00.00	2,780,000.00	00.00	00.00
43100101008	ZOONOSIS	46,618,208.00	00.00	46,618,208.00	46,618,208.00	46,618,208.00	00.00	46,618,208.00	46,618,208.00	00.00	46,618,208.00	00.00	00.00
4310010100801	ZOONOSIS - TALENTO HUMANO	695,000.00	00.00	695,000.00	695,000.00	695,000.00	00.00	695,000.00	695,000.00	00.00	695,000.00	00.00	00.00
4310010100801	ZOONOSIS - TALENTO HUMANO / S.G.P. CSF	695,000.00	00.00	695,000.00	695,000.00	695,000.00	00.00	695,000.00	695,000.00	00.00	695,000.00	00.00	00.00
4310010100802	ZOONOSIS - MATERIALES Y	45,923,208.00	00.00	45,923,208.00	45,923,208.00	45,923,208.00	00.00	45,923,208.00	45,923,208.00	00.00	45,923,208.00	00.00	00.00
4310010100802	ZOONOSIS - MATERIALES Y SUMINISTROS / S.G.P. CSF	45,923,208.00	00.00	45,923,208.00	45,923,208.00	45,923,208.00	00.00	45,923,208.00	45,923,208.00	00.00	45,923,208.00	00.00	00.00
43100101011	FORTALECIMIENTO	180,130,529.00	00.00	180,130,529.00	180,130,529.00	180,130,529.00	00.00	180,130,529.00	180,130,529.00	00.00	180,130,529.00	00.00	00.00
4310010101101	Fortalecimiento Institucional - Talento Humano	9,000,000.00	00.00	9,000,000.00	9,000,000.00	9,000,000.00	00.00	9,000,000.00	9,000,000.00	00.00	9,000,000.00	00.00	00.00
4310010101101	Fortalecimiento Institucional - Talento Humano / RENTAS CEDIDAS	9,000,000.00	00.00	9,000,000.00	9,000,000.00	9,000,000.00	00.00	9,000,000.00	9,000,000.00	00.00	9,000,000.00	00.00	00.00
4310010101102	Fortalecimiento Institucional -	56,217,000.00	00.00	56,217,000.00	56,217,000.00	56,217,000.00	00.00	56,217,000.00	56,217,000.00	00.00	56,217,000.00	00.00	00.00
4310010101102	Fortalecimiento Institucional - Materiales y Suministros / RENTAS CEDIDAS	56,217,000.00	00.00	56,217,000.00	56,217,000.00	56,217,000.00	00.00	56,217,000.00	56,217,000.00	00.00	56,217,000.00	00.00	00.00
4310010101105	Fortalecimiento Institucional -	91,577,204.00	00.00	91,577,204.00	91,577,204.00	91,577,204.00	00.00	91,577,204.00	91,577,204.00	00.00	91,577,204.00	00.00	00.00
4310010101105	Fortalecimiento Institucional - Mantenimiento / Rentas Cedidas / RENTAS CEDIDAS	91,577,204.00	00.00	91,577,204.00	91,577,204.00	91,577,204.00	00.00	91,577,204.00	91,577,204.00	00.00	91,577,204.00	00.00	00.00
4310010101107	Fortalecimiento Institucional - Vigilancia y seguridad / Rentas	23,336,325.00	00.00	23,336,325.00	23,336,325.00	23,336,325.00	00.00	23,336,325.00	23,336,325.00	00.00	23,336,325.00	00.00	00.00
4310010101107	Fortalecimiento Institucional - Vigilancia y seguridad / Rentas Cedidas / RENTAS CEDIDAS	23,336,325.00	00.00	23,336,325.00	23,336,325.00	23,336,325.00	00.00	23,336,325.00	23,336,325.00	00.00	23,336,325.00	00.00	00.00
43100101012	PROTECCION Y VIGILANCIA EN	9,996,000.00	00.00	9,996,000.00	9,996,000.00	9,996,000.00	00.00	9,996,000.00	9,996,000.00	00.00	9,996,000.00	00.00	00.00
4310010101204	Prot. y Vig. en Salud Ambiental- Mantenimiento de equipos	9,996,000.00	00.00	9,996,000.00	9,996,000.00	9,996,000.00	00.00	9,996,000.00	9,996,000.00	00.00	9,996,000.00	00.00	00.00
4310010101204	Prot. y Vig. en Salud Ambiental- Mantenimiento de equipos / S.G.P. CSF	9,996,000.00	00.00	9,996,000.00	9,996,000.00	9,996,000.00	00.00	9,996,000.00	9,996,000.00	00.00	9,996,000.00	00.00	00.00
43100101013	SEGURIDAD QUÍMICA Y	1,266,667.00	00.00	1,266,667.00	1,266,667.00	1,266,667.00	00.00	1,266,667.00	1,266,667.00	00.00	1,266,667.00	00.00	00.00
4310010101301	SEG. QUÍM. Y PROT. RADIOLOGICA - Talento Humano / S.G.P. CSF	1,266,667.00	00.00	1,266,667.00	1,266,667.00	1,266,667.00	00.00	1,266,667.00	1,266,667.00	00.00	1,266,667.00	00.00	00.00
4310010101301	SEG. QUÍM. Y PROT. RADIOLOGICA - Talento Humano / S.G.P. CSF / S.G.P. CSF	1,266,667.00	00.00	1,266,667.00	1,266,667.00	1,266,667.00	00.00	1,266,667.00	1,266,667.00	00.00	1,266,667.00	00.00	00.00
43100102	CONTRATACION DE INSUMOS Y	56,708,454.00	00.00	56,708,454.00	56,708,454.00	56,708,454.00	00.00	56,708,454.00	56,708,454.00	00.00	56,708,454.00	00.00	00.00


[Firma]

EJECUCION PRESUPUESTAL DE GASTOS
CORRESPONDIENTE AL MES DE DICIEMBRE DE 2020

RUBRO	DESCRIPCION	APROPIACION INICIAL	MODIFICACIONES	APROPIACION VIGENTE	DISPONIBILIDADES	COMPROMISOS	DISPONIBILIDADES ABIERTAS	OBLIGACIONES	PAGOS ANTERIORES	PAGOS DEL MES	PAGOS ACUMULADOS	OBLIGACIONES POR PAGAR	RESERVAS EXCEPCIONALES
		1	2	3	4	5	6= (4-5)	7	8	9	10 = (8+9)	11=(7-10)	12=(5-7)
43100102	CONTRATACION DE INSUMOS Y PRESTACION DE SERVICIOS / RENTAS CEDIDAS	56,708,454.00	00.00	56,708,454.00	56,708,454.00	56,708,454.00	00.00	56,708,454.00	56,708,454.00	00.00	56,708,454.00	00.00	00.00
8	Pasivo exigible	00.00	00.00	00.00	00.00	00.00	00.00	00.00	00.00	00.00	00.00	00.00	00.00


Ing. DIEGO VICTORIA MEJIA
Director General


Dr. FERNANDO GIRÓN VANDERHUK
Subdirector Administrativo


JACQUELINE LUNA PEREZ
Profesional Universitario