



EJECUCION PRESUPUESTAL DE INGRESOS
CORRESPONDIENTE AL MES DE OCTUBRE DE 2021


RUBRO	DESCRIPCION	PRESUPUESTO INICIAL	MODIFICACIONES	TOTAL PRESUPUESTO	RECAUDOS ANTERIORES	RECAUDOS DEL MES	RECAUDOS ACUMULADOS	POR RECAUDAR	% REC
1	INGRESOS	17,410,104,384.00	10,246,700,733.00	27,656,805,117.00	13,838,375,253.79	1,120,863.25	13,839,496,117.04	13,817,308,999.96	50.04
11	INGRESOS CORRIENTES	17,410,104,384.00	10,246,700,733.00	27,656,805,117.00	13,838,375,253.79	1,120,863.25	13,839,496,117.04	13,817,308,999.96	50.04
112	TRANSFERENCIAS	17,410,104,384.00	5,906,568,556.00	23,316,672,940.00	13,799,389,963.00	00.00	13,799,389,963.00	9,517,282,977.00	59.18
1121	TRANSFERENCIAS CORRIENTES RECIBIDAS	17,410,104,384.00	5,906,568,556.00	23,316,672,940.00	13,799,389,963.00	00.00	13,799,389,963.00	9,517,282,977.00	59.18
11212	DEL DEPARTAMENTO	17,410,104,384.00	5,906,568,556.00	23,316,672,940.00	13,799,389,963.00	00.00	13,799,389,963.00	9,517,282,977.00	59.18
112121	RENTAS CEDIDAS	5,385,494,795.00	00.00	5,385,494,795.00	3,360,548,752.00	00.00	3,360,548,752.00	2,024,946,043.00	62.40
112121	001 RENTAS CEDIDAS / RENTAS CEDIDAS	5,385,494,795.00	00.00	5,385,494,795.00	3,360,548,752.00	00.00	3,360,548,752.00	2,024,946,043.00	62.40
112122	MINPROTECCION	6,753,481,589.00	(506,064,113.00)	6,247,417,476.00	4,214,172,511.00	00.00	4,214,172,511.00	2,033,244,965.00	67.45
112122	002 MINPROTECCION / MINPROTECCION ETV	1,200,645,117.00	(6,064,113.00)	1,194,581,004.00	749,202,553.00	00.00	749,202,553.00	445,378,451.00	62.72
112122	005 MINPROTECCION / S.G.P. CSF	5,552,836,472.00	(500,000,000.00)	5,052,836,472.00	3,464,969,958.00	00.00	3,464,969,958.00	1,587,866,514.00	68.57
112124	RECURSOS PROPIOS / LIBRE DESTINACION	5,271,128,000.00	6,412,632,669.00	11,683,760,669.00	6,224,668,700.00	00.00	6,224,668,700.00	5,459,091,969.00	53.28
112124	007 RECURSOS PROPIOS / LIBRE DESTINACION / LIBRE DESTINACION	5,271,128,000.00	6,412,632,669.00	11,683,760,669.00	6,224,668,700.00	00.00	6,224,668,700.00	5,459,091,969.00	53.28
113	RECURSOS DE CAPITAL	00.00	4,340,132,177.00	4,340,132,177.00	38,985,290.79	1,120,863.25	40,106,154.04	4,300,026,022.96	00.92
11311	SUPERAVIT FISCAL	00.00	3,756,003,477.00	3,756,003,477.00	00.00	00.00	00.00	3,756,003,477.00	00.00
11311	001 SUPERAVIT FISCAL / RENTAS CEDIDAS	00.00	431,280,602.00	431,280,602.00	00.00	00.00	00.00	431,280,602.00	00.00
11311	002 SUPERAVIT FISCAL / MINPROTECCION ETV	00.00	230,402,935.00	230,402,935.00	00.00	00.00	00.00	230,402,935.00	00.00
11311	004 SUPERAVIT FISCAL / RECURSOS PROPIOS	00.00	2,193,546,400.00	2,193,546,400.00	00.00	00.00	00.00	2,193,546,400.00	00.00
11311	005 SUPERAVIT FISCAL / S.G.P. CSF	00.00	538,767,010.00	538,767,010.00	00.00	00.00	00.00	538,767,010.00	00.00
11311	006 SUPERAVIT FISCAL / RECURSOS PROPIOS GOBERNACION	00.00	20,048,700.00	20,048,700.00	00.00	00.00	00.00	20,048,700.00	00.00
11311	007 SUPERAVIT FISCAL / LIBRE DESTINACION	00.00	341,957,830.00	341,957,830.00	00.00	00.00	00.00	341,957,830.00	00.00
1132	RENDIMIENTOS POR OPERACIONES	00.00	00.00	00.00	12,325,360.79	285,308.25	12,610,669.04	(12,610,669.04)	00.00
11321	RENDIMIENTOS POR OPERACIONES FINANCIERAS	00.00	00.00	00.00	12,325,360.79	285,308.25	12,610,669.04	(12,610,669.04)	00.00
11321	001 RENDIMIENTOS POR OPERACIONES FINANCIERAS / RENTAS CEDIDAS	00.00	00.00	00.00	1,786,042.08	84,170.55	1,870,212.63	(1,870,212.63)	00.00
11321	002 RENDIMIENTOS POR OPERACIONES FINANCIERAS / MINPROTECCION ETV	00.00	00.00	00.00	71,720.00	38.00	71,758.00	(71,758.00)	00.00
11321	004 RENDIMIENTOS POR OPERACIONES FINANCIERAS / RECURSOS PROPIOS	00.00	00.00	00.00	9,182,533.71	201,088.70	9,383,622.41	(9,383,622.41)	00.00
11321	005 RENDIMIENTOS POR OPERACIONES FINANCIERAS / S.G.P. CSF	00.00	00.00	00.00	1,285,065.00	11.00	1,285,076.00	(1,285,076.00)	00.00

**EJECUCION PRESUPUESTAL DE INGRESOS
CORRESPONDIENTE AL MES DE OCTUBRE DE 2021**

RUBRO	DESCRIPCION	PRESUPUESTO INICIAL	MODIFICACIONES	TOTAL PRESUPUESTO	RECAUDOS ANTERIORES	RECAUDOS DEL MES	RECAUDOS ACUMULADOS	POR RECAUDAR	% REC
1133	OTROS INGRESOS DE CAPITAL	00.00	584,128,700.00	584,128,700.00	26,659,930.00	835,555.00	27,495,485.00	556,633,215.00	04.71
11332	REINTEGROS	00.00	584,128,700.00	584,128,700.00	26,659,930.00	835,555.00	27,495,485.00	556,633,215.00	04.71
11332	001 REINTEGROS / RENTAS CEDIDAS	00.00	00.00	00.00	4,759,681.00	835,555.00	5,595,236.00	(5,595,236.00)	00.00
11332	002 REINTEGROS / MINPROTECCION ETV	00.00	00.00	00.00	40,340.00	00.00	40,340.00	(40,340.00)	00.00
11332	004 REINTEGROS RESPALDO CONTINGENCIAS / RECURSOS PROPIOS	00.00	584,128,700.00	584,128,700.00	21,859,909.00	00.00	21,859,909.00	562,268,791.00	03.74


Ing. DIEGO VICTORIA MEJIA
Director General


Dr. JULIAN EDUARDO MONTOYA RAMIREZ
Subdirector Administrativo


JACQUELINE LUNA PEREZ
Profesional Universitario

EJECUCION PRESUPUESTAL DE GASTOS
CORRESPONDIENTE AL MES DE OCTUBRE DE 2021

RUBRO	DESCRIPCION	APROPIACION INICIAL	MODIFICACIONES	APROPIACION VIGENTE	DISPONIBILIDADES	COMPROMISOS	DISPONIBILIDADES ABIERTAS	OBLIGACIONES	PAGOS ANTERIORES	PAGOS DEL MES	PAGOS ACUMULADOS	OBLIGACIONES POR PAGAR
		1	2	3	4	5	6= (4-5)	7	8	9	10 = (8+9)	11=(7-10)
2	GASTOS	17,410,104,384.00	10,246,700,733.00	27,656,805,117.00	21,111,132,651.42	20,597,935,094.83	513,197,556.59	17,722,401,810.84	15,220,675,852.18	2,400,010,357.66	17,620,686,209.84	101,715,601.00
21	GASTOS FUNCIONAMIENTO	4,623,693,000.00	3,123,522,760.00	7,747,215,760.00	4,351,419,991.00	4,197,988,202.41	153,431,788.59	3,889,858,593.41	3,419,472,248.41	389,878,944.00	3,809,351,192.41	80,507,401.00
2101	GASTOS DE PERSONAL	2,833,981,291.00	863,740,152.00	3,697,721,443.00	2,133,085,895.00	2,133,085,895.00	00.00	2,133,085,895.00	1,886,968,568.00	234,647,527.00	2,121,616,095.00	11,469,800.00
210101	SERVICIOS PERSONALES ASOCIADOS A LA NOMINA	2,193,339,531.00	144,471,651.00	2,337,811,182.00	1,680,436,175.00	1,680,436,175.00	00.00	1,680,436,175.00	1,489,225,328.00	191,210,847.00	1,680,436,175.00	00.00
21010101	SUELDOS DE PERSONAL DE NÓMINA	1,647,713,552.00	64,000,000.00	1,711,713,552.00	1,375,867,592.00	1,375,867,592.00	00.00	1,375,867,592.00	1,202,150,184.00	173,717,408.00	1,375,867,592.00	00.00
21010101001	SUELDOS	1,647,713,552.00	64,000,000.00	1,711,713,552.00	1,375,867,592.00	1,375,867,592.00	00.00	1,375,867,592.00	1,202,150,184.00	173,717,408.00	1,375,867,592.00	00.00
21010101001	SUELDOS / RENTAS CEDIDAS	1,647,713,552.00	64,000,000.00	1,711,713,552.00	1,375,867,592.00	1,375,867,592.00	00.00	1,375,867,592.00	1,202,150,184.00	173,717,408.00	1,375,867,592.00	00.00
21010105	OTROS	492,625,979.00	35,130,401.00	527,756,380.00	221,261,014.00	221,261,014.00	00.00	221,261,014.00	211,011,085.00	10,249,929.00	221,261,014.00	00.00
21010105001	BONIFICACIÓN ESPECIAL DE RECREACIÓN	9,153,964.00	3,000,000.00	12,153,964.00	7,542,850.00	7,542,850.00	00.00	7,542,850.00	7,131,134.00	411,716.00	7,542,850.00	00.00
21010105001	BONIFICACIÓN ESPECIAL DE RECREACIÓN / RENTAS CEDIDAS	9,153,964.00	3,000,000.00	12,153,964.00	7,542,850.00	7,542,850.00	00.00	7,542,850.00	7,131,134.00	411,716.00	7,542,850.00	00.00
21010105002	SUBSIDIO ALIMENTACION	14,848,255.00	00.00	14,848,255.00	9,715,391.00	9,715,391.00	00.00	9,715,391.00	8,426,989.00	1,288,402.00	9,715,391.00	00.00
21010105002	SUBSIDIO ALIMENTACION / RENTAS CEDIDAS	14,848,255.00	00.00	14,848,255.00	9,715,391.00	9,715,391.00	00.00	9,715,391.00	8,426,989.00	1,288,402.00	9,715,391.00	00.00
21010105003	AUXILIO DE TRANSPORTE	23,105,123.00	00.00	23,105,123.00	15,254,866.00	15,254,866.00	00.00	15,254,866.00	13,572,892.00	1,681,974.00	15,254,866.00	00.00
21010105003	AUXILIO DE TRANSPORTE / RENTAS CEDIDAS	23,105,123.00	00.00	23,105,123.00	15,254,866.00	15,254,866.00	00.00	15,254,866.00	13,572,892.00	1,681,974.00	15,254,866.00	00.00
21010105004	PRIMA DE SERVICIO	74,573,459.00	3,753,221.00	78,326,680.00	76,026,587.00	76,026,587.00	00.00	76,026,587.00	73,961,882.00	2,064,705.00	76,026,587.00	00.00
21010105004	PRIMA DE SERVICIO / RENTAS CEDIDAS	74,573,459.00	3,753,221.00	78,326,680.00	76,026,587.00	76,026,587.00	00.00	76,026,587.00	73,961,882.00	2,064,705.00	76,026,587.00	00.00
21010105005	PRIMA DE VACACIONES	73,343,347.00	8,000,000.00	81,343,347.00	63,446,545.00	63,446,545.00	00.00	63,446,545.00	59,911,983.00	3,534,562.00	63,446,545.00	00.00
21010105005	PRIMA DE VACACIONES / RENTAS CEDIDAS	73,343,347.00	8,000,000.00	81,343,347.00	63,446,545.00	63,446,545.00	00.00	63,446,545.00	59,911,983.00	3,534,562.00	63,446,545.00	00.00
21010105006	PRIMA DE NAVIDAD	163,937,354.00	16,377,180.00	180,314,534.00	4,954,404.00	4,954,404.00	00.00	4,954,404.00	4,954,404.00	00.00	4,954,404.00	00.00
21010105006	PRIMA DE NAVIDAD / RENTAS CEDIDAS	163,937,354.00	16,377,180.00	180,314,534.00	4,954,404.00	4,954,404.00	00.00	4,954,404.00	4,954,404.00	00.00	4,954,404.00	00.00
21010105007	PRIMAS EXTRA	81,616,435.00	00.00	81,616,435.00	00.00	00.00	00.00	00.00	00.00	00.00	00.00	00.00
21010105007	PRIMAS EXTRA / RENTAS CEDIDAS	81,616,435.00	00.00	81,616,435.00	00.00	00.00	00.00	00.00	00.00	00.00	00.00	00.00
21010105008	BONIFICACION SERVICIOS	52,048,042.00	4,000,000.00	56,048,042.00	44,320,371.00	44,320,371.00	00.00	44,320,371.00	43,051,801.00	1,268,570.00	44,320,371.00	00.00
21010105008	BONIFICACION SERVICIOS PRESTADOS / RENTAS CEDIDAS	52,048,042.00	4,000,000.00	56,048,042.00	44,320,371.00	44,320,371.00	00.00	44,320,371.00	43,051,801.00	1,268,570.00	44,320,371.00	00.00
21010109	HORAS EXTRAS DIAS FESTIVOS	53,000,000.00	45,341,250.00	98,341,250.00	83,307,569.00	83,307,569.00	00.00	83,307,569.00	76,064,059.00	7,243,510.00	83,307,569.00	00.00
21010109001	RECARGOS NOCTURNOS Y FESTIVOS	52,000,000.00	14,000,000.00	66,000,000.00	55,284,843.00	55,284,843.00	00.00	55,284,843.00	48,142,500.00	7,142,343.00	55,284,843.00	00.00
21010109001	RECARGOS NOCTURNOS Y FESTIVOS / RENTAS CEDIDAS	52,000,000.00	14,000,000.00	66,000,000.00	55,284,843.00	55,284,843.00	00.00	55,284,843.00	48,142,500.00	7,142,343.00	55,284,843.00	00.00

**EJECUCION PRESUPUESTAL DE GASTOS
CORRESPONDIENTE AL MES DE OCTUBRE DE 2021**

RUBRO	DESCRIPCION	APROPIACION INICIAL	MODIFICACIONES	APROPIACION VIGENTE	DISPONIBILIDADES	COMPROMISOS	DISPONIBILIDADES ABIERTAS	OBLIGACIONES	PAGOS ANTERIORES	PAGOS DEL MES	PAGOS ACUMULADOS	OBLIGACIONES POR PAGAR
		1	2	3	4	5	6= (4-5)	7	8	9	10 = (8+9)	11=(7-10)
21010109002	INDEMNIZACIÓN POR	1,000,000.00	31,341,250.00	32,341,250.00	28,022,726.00	28,022,726.00	00.00	28,022,726.00	27,921,559.00	101,167.00	28,022,726.00	00.00
21010109002	INDEMNIZACIÓN POR VACACIONES / RENTAS CEDIDAS	1,000,000.00	31,341,250.00	32,341,250.00	28,022,726.00	28,022,726.00	00.00	28,022,726.00	27,921,559.00	101,167.00	28,022,726.00	00.00
210102	SERVICIOS PERSONALES	5,000,000.00	00.00	5,000,000.00	2,422,720.00	2,422,720.00	00.00	2,422,720.00	1,817,040.00	605,680.00	2,422,720.00	00.00
21010201	GASTOS DE PERSONAL SUPERNUMERARIO	00.00	00.00	00.00	00.00	00.00	00.00	00.00	00.00	00.00	00.00	00.00
21010202	HONORARIOS	5,000,000.00	00.00	5,000,000.00	2,422,720.00	2,422,720.00	00.00	2,422,720.00	1,817,040.00	605,680.00	2,422,720.00	00.00
21010202	HONORARIOS / RENTAS CEDIDAS	5,000,000.00	00.00	5,000,000.00	2,422,720.00	2,422,720.00	00.00	2,422,720.00	1,817,040.00	605,680.00	2,422,720.00	00.00
21010203	REMUNERACION POR SERVICIOS	00.00	00.00	00.00	00.00	00.00	00.00	00.00	00.00	00.00	00.00	00.00
210105	CONTRIBUCIONES INHERENTES A LA NOMINA SECTOR PRIVADO Y PUBLICO	635,641,760.00	719,268,501.00	1,354,910,261.00	450,227,000.00	450,227,000.00	00.00	450,227,000.00	395,926,200.00	42,831,000.00	438,757,200.00	11,469,800.00
21010501	ADMINISTRADAS POR EL SECTOR PRIVADO	347,327,338.00	152,444,401.00	499,771,739.00	240,169,200.00	240,169,200.00	00.00	240,169,200.00	211,444,700.00	22,724,300.00	234,169,000.00	6,000,200.00
21010501001	CAJAS DE COMPENSACIÓN PRIVADAS	74,651,537.00	7,000,000.00	81,651,537.00	65,654,500.00	65,654,500.00	00.00	65,654,500.00	58,167,800.00	5,749,600.00	63,917,400.00	1,737,100.00
21010501001	CAJAS DE COMPENSACIÓN PRIVADAS / RENTAS CEDIDAS	74,651,537.00	7,000,000.00	81,651,537.00	65,654,500.00	65,654,500.00	00.00	65,654,500.00	58,167,800.00	5,749,600.00	63,917,400.00	1,737,100.00
21010501003	FONDOS ADMINISTRADORES DE	114,675,801.00	39,417,501.00	154,093,302.00	66,338,400.00	66,338,400.00	00.00	66,338,400.00	58,632,700.00	6,057,600.00	64,690,300.00	1,648,100.00
21010501003	FONDOS ADMINISTRADORES DE PENSIONES PRIVADOS / RENTAS CEDIDAS	114,675,801.00	(68,010,301.00)	46,665,500.00	46,665,500.00	46,665,500.00	00.00	46,665,500.00	46,665,500.00	00.00	46,665,500.00	00.00
21010501003	FONDOS ADMINISTRADORES DE PENSIONES PRIVADOS / RECURSOS PROPIOS	00.00	107,427,802.00	107,427,802.00	19,672,900.00	19,672,900.00	00.00	19,672,900.00	11,967,200.00	6,057,600.00	18,024,800.00	1,648,100.00
21010501004	EMPRESAS PRIVADAS	135,000,000.00	106,026,900.00	241,026,900.00	94,878,000.00	94,878,000.00	00.00	94,878,000.00	82,895,600.00	9,495,000.00	92,390,600.00	2,487,400.00
21010501004	EMPRESAS PRIVADAS PROMOTORAS DE SALUD / RENTAS CEDIDAS	135,000,000.00	(70,252,600.00)	64,747,400.00	64,747,400.00	64,747,400.00	00.00	64,747,400.00	64,747,400.00	00.00	64,747,400.00	00.00
21010501004	EMPRESAS PRIVADAS PROMOTORAS DE SALUD / RECURSOS PROPIOS	00.00	176,279,500.00	176,279,500.00	30,130,600.00	30,130,600.00	00.00	30,130,600.00	18,148,200.00	9,495,000.00	27,643,200.00	2,487,400.00
21010501005	ADMINISTRADORAS PRIVADAS DE APORTES PARA ACCIDENTES DE TRABAJO Y ENFERMEDADES	23,000,000.00	00.00	23,000,000.00	13,298,300.00	13,298,300.00	00.00	13,298,300.00	11,748,600.00	1,422,100.00	13,170,700.00	127,600.00
21010501005	ADMINISTRADORAS PRIVADAS DE APORTES PARA ACCIDENTES DE TRABAJO Y ENFERMEDADES PROFESIONALES / RENTA	23,000,000.00	00.00	23,000,000.00	13,298,300.00	13,298,300.00	00.00	13,298,300.00	11,748,600.00	1,422,100.00	13,170,700.00	127,600.00
21010502	ADMINISTRADAS POR EL SECTOR	288,314,422.00	566,824,100.00	855,138,522.00	210,057,800.00	210,057,800.00	00.00	210,057,800.00	184,481,500.00	20,106,700.00	204,588,200.00	5,469,600.00
21010502002	APORTES AL ICBF	55,988,653.00	5,000,000.00	60,988,653.00	49,250,500.00	49,250,500.00	00.00	49,250,500.00	43,633,000.00	4,312,800.00	47,945,800.00	1,304,700.00
21010502002	APORTES AL ICBF / RENTAS CEDIDAS	55,988,653.00	5,000,000.00	60,988,653.00	49,250,500.00	49,250,500.00	00.00	49,250,500.00	43,633,000.00	4,312,800.00	47,945,800.00	1,304,700.00
21010502003	APORTES AL SENA	37,325,769.00	4,000,000.00	41,325,769.00	32,837,700.00	32,837,700.00	00.00	32,837,700.00	29,091,400.00	2,875,800.00	31,967,200.00	870,500.00
21010502003	APORTES AL SENA / RENTAS CEDIDAS	37,325,769.00	4,000,000.00	41,325,769.00	32,837,700.00	32,837,700.00	00.00	32,837,700.00	29,091,400.00	2,875,800.00	31,967,200.00	870,500.00

EJECUCION PRESUPUESTAL DE GASTOS

RUBRO	DESCRIPCION	APROPIACION INICIAL	MODIFICACIONES	APROPIACION VIGENTE	DISPONIBILIDADES	COMPROMISOS	DISPONIBILIDADES ABIERTAS	OBLIGACIONES	PAGOS ANTERIORES	PAGOS DEL MES	PAGOS ACUMULADOS	OBLIGACIONES POR PAGAR
		1	2	3	4	5	6= (4-5)	7	8	9	10 = (8+9)	11=(7-10)
21010502004	FONDOS ADMINISTRADORES DE	00.00	00.00	00.00	00.00	00.00	00.00	00.00	00.00	00.00	00.00	00.00
21010502005	EMPRESAS PUBLICAS PROMOTORAS DE SALUD	55,000,000.00	9,737,700.00	64,737,700.00	30,744,700.00	30,744,700.00	00.00	30,744,700.00	27,169,800.00	2,865,400.00	30,035,200.00	709,500.00
21010502005	EMPRESAS PUBLICAS PROMOTORAS DE SALUD / RENTAS CEDIDAS	55,000,000.00	(42,000,000.00)	13,000,000.00	13,000,000.00	13,000,000.00	00.00	13,000,000.00	13,000,000.00	00.00	13,000,000.00	00.00
21010502005	EMPRESAS PUBLICAS PROMOTORAS DE SALUD / RECURSOS PROPIOS	00.00	51,737,700.00	51,737,700.00	17,744,700.00	17,744,700.00	00.00	17,744,700.00	14,169,800.00	2,865,400.00	17,035,200.00	709,500.00
21010502006	FONDOS ADMINISTRADORES DE	140,000,000.00	548,086,400.00	688,086,400.00	97,224,900.00	97,224,900.00	00.00	97,224,900.00	84,587,300.00	10,052,700.00	94,640,000.00	2,584,900.00
21010502006	FONDOS ADMINISTRADORES DE PENSION PUBLICOS / RENTAS CEDIDAS	140,000,000.00	(84,000,000.00)	56,000,000.00	56,000,000.00	56,000,000.00	00.00	56,000,000.00	56,000,000.00	00.00	56,000,000.00	00.00
21010502006	FONDOS ADMINISTRADORES DE PENSION PUBLICOS / RECURSOS PROPIOS	00.00	632,086,400.00	632,086,400.00	41,224,900.00	41,224,900.00	00.00	41,224,900.00	28,587,300.00	10,052,700.00	38,640,000.00	2,584,900.00
21010502007	ADMINISTRADORAS PUBLICAS DE APORTES PARA ACCIDENTES DE TRABAJO Y ENFERMEDADES	00.00	00.00	00.00	00.00	00.00	00.00	00.00	00.00	00.00	00.00	00.00
2102	GASTOS GENERALES	1,439,897,880.00	405,722,153.00	1,845,620,033.00	1,372,672,315.00	1,219,240,526.41	153,431,788.59	911,110,917.41	714,130,143.41	127,943,173.00	842,073,316.41	69,037,601.00
210203	IMPUESTOS MULTAS Y DEVOLUCIONES	18,066,545.00	(200,000.00)	17,866,545.00	15,655,346.00	15,655,346.00	00.00	15,655,346.00	15,655,346.00	00.00	15,655,346.00	00.00
21020301	IMPUESTOS Y CONTRIBUCIONES	16,066,545.00	(200,000.00)	15,866,545.00	15,655,346.00	15,655,346.00	00.00	15,655,346.00	15,655,346.00	00.00	15,655,346.00	00.00
21020301001	IMPUESTO DE VEHÍCULOS	00.00	00.00	00.00	00.00	00.00	00.00	00.00	00.00	00.00	00.00	00.00
21020301002	IMPUESTO PREDIAL	16,066,545.00	(200,000.00)	15,866,545.00	15,655,346.00	15,655,346.00	00.00	15,655,346.00	15,655,346.00	00.00	15,655,346.00	00.00
21020301002	IMPUESTO PREDIAL / RENTAS CEDIDAS	16,066,545.00	(200,000.00)	15,866,545.00	15,655,346.00	15,655,346.00	00.00	15,655,346.00	15,655,346.00	00.00	15,655,346.00	00.00
21020302	MULTAS SANCIONES Y	2,000,000.00	00.00	2,000,000.00	00.00	00.00	00.00	00.00	00.00	00.00	00.00	00.00
21020302001	MULTAS	1,000,000.00	00.00	1,000,000.00	00.00	00.00	00.00	00.00	00.00	00.00	00.00	00.00
21020302001	MULTAS / RENTAS CEDIDAS	1,000,000.00	00.00	1,000,000.00	00.00	00.00	00.00	00.00	00.00	00.00	00.00	00.00
21020302002	SANCIONES	1,000,000.00	00.00	1,000,000.00	00.00	00.00	00.00	00.00	00.00	00.00	00.00	00.00
21020302002	SANCIONES / RENTAS CEDIDAS	1,000,000.00	00.00	1,000,000.00	00.00	00.00	00.00	00.00	00.00	00.00	00.00	00.00
210204	ADQUISICIÓN BIENES Y	1,421,831,335.00	405,922,153.00	1,827,753,488.00	1,357,016,969.00	1,203,585,180.41	153,431,788.59	895,455,571.41	698,474,797.41	127,943,173.00	826,417,970.41	69,037,601.00
210204001	COMPRA DE EQUIPO	1,000,000.00	77,000,000.00	78,000,000.00	73,500,000.00	18,500,000.00	55,000,000.00	00.00	00.00	00.00	00.00	00.00
210204001001	EQUIPO DE SISTEMAS	1,000,000.00	77,000,000.00	78,000,000.00	73,500,000.00	18,500,000.00	55,000,000.00	00.00	00.00	00.00	00.00	00.00
210204001001	EQUIPO DE SISTEMAS / RENTAS CEDIDAS	1,000,000.00	77,000,000.00	78,000,000.00	73,500,000.00	18,500,000.00	55,000,000.00	00.00	00.00	00.00	00.00	00.00
210204001002	OTRAS COMPRAS DE EQUIPO	00.00	00.00	00.00	00.00	00.00	00.00	00.00	00.00	00.00	00.00	00.00
210204001002	OTRAS COMPRAS DE EQUIPO / RENTAS CEDIDAS	00.00	00.00	00.00	00.00	00.00	00.00	00.00	00.00	00.00	00.00	00.00
210204002	ENSERES Y EQUIPO DE OFICINA	00.00	00.00	00.00	00.00	00.00	00.00	00.00	00.00	00.00	00.00	00.00
210204002001	EQUIPOS Y MAQUINARIA PARA OFICINA	00.00	00.00	00.00	00.00	00.00	00.00	00.00	00.00	00.00	00.00	00.00

**EJECUCION PRESUPUESTAL DE GASTOS
CORRESPONDIENTE AL MES DE OCTUBRE DE 2021**

RUBRO	DESCRIPCION	APROPIACION INICIAL	MODIFICACIONES	APROPIACION VIGENTE	DISPONIBILIDADES	COMPROMISOS	DISPONIBILIDADES ABIERTAS	OBLIGACIONES	PAGOS ANTERIORES	PAGOS DEL MES	PAGOS ACUMULADOS	OBLIGACIONES POR PAGAR
		1	2	3	4	5	6= (4-5)	7	8	9	10 = (8+9)	11=(7-10)
210204002002	OTROS ENSERES Y EQUIPO DE OFICINA	00.00	00.00	00.00	00.00	00.00	00.00	00.00	00.00	00.00	00.00	00.00
210204004	MATERIALES Y SUMINISTROS	100,916,000.00	120,091,393.00	221,007,393.00	157,207,289.00	126,985,601.52	30,221,687.48	117,184,636.52	75,940,534.52	41,244,102.00	117,184,636.52	00.00
210204004001	DOTACIÓN	58,916,000.00	(5,881,207.00)	53,034,793.00	53,034,793.00	47,270,965.00	5,763,828.00	47,270,965.00	9,569,861.00	37,701,104.00	47,270,965.00	00.00
210204004001	DOTACIÓN / RENTAS CEDIDAS	58,916,000.00	(5,881,207.00)	53,034,793.00	53,034,793.00	47,270,965.00	5,763,828.00	47,270,965.00	9,569,861.00	37,701,104.00	47,270,965.00	00.00
210204004002	PAPELERÍA ÚTILES DE	00.00	73,783,569.00	73,783,569.00	13,982,500.00	13,982,500.00	00.00	13,982,500.00	13,982,500.00	00.00	13,982,500.00	00.00
210204004002	PAPELERÍA ÚTILES DE ESCRITORIO Y OFICINA / RENTAS CEDIDAS	00.00	73,783,569.00	73,783,569.00	13,982,500.00	13,982,500.00	00.00	13,982,500.00	13,982,500.00	00.00	13,982,500.00	00.00
210204004003	PRODUCTOS DE ASEO Y	00.00	24,989,031.00	24,989,031.00	24,989,031.00	16,091,883.00	8,897,148.00	16,091,883.00	16,091,883.00	00.00	16,091,883.00	00.00
210204004003	PRODUCTOS DE ASEO Y LIMPIEZA / RENTAS CEDIDAS	00.00	24,989,031.00	24,989,031.00	24,989,031.00	16,091,883.00	8,897,148.00	16,091,883.00	16,091,883.00	00.00	16,091,883.00	00.00
210204004004	PRODUCTOS DE CAFETERÍA Y	00.00	13,800,000.00	13,800,000.00	9,800,965.00	9,800,965.00	00.00	00.00	00.00	00.00	00.00	00.00
210204004004	PRODUCTOS DE CAFETERÍA Y RESTAURANTE / RENTAS CEDIDAS	00.00	13,800,000.00	13,800,000.00	9,800,965.00	9,800,965.00	00.00	00.00	00.00	00.00	00.00	00.00
210204004005	OTROS MATERIALES Y	42,000,000.00	13,400,000.00	55,400,000.00	55,400,000.00	39,839,288.52	15,560,711.48	39,839,288.52	36,296,290.52	3,542,998.00	39,839,288.52	00.00
210204004005	OTROS MATERIALES Y SUMINISTROS / RENTAS CEDIDAS	42,000,000.00	13,400,000.00	55,400,000.00	55,400,000.00	39,839,288.52	15,560,711.48	39,839,288.52	36,296,290.52	3,542,998.00	39,839,288.52	00.00
210204004006	LLANTAS Y ACCESORIOS	00.00	00.00	00.00	00.00	00.00	00.00	00.00	00.00	00.00	00.00	00.00
210204004007	COMBUSTIBLE	00.00	00.00	00.00	00.00	00.00	00.00	00.00	00.00	00.00	00.00	00.00
210204004007	COMBUSTIBLE / RENTAS CEDIDAS	00.00	00.00	00.00	00.00	00.00	00.00	00.00	00.00	00.00	00.00	00.00
210204005	MANTENIMIENTO	417,229,420.00	152,470,000.00	569,699,420.00	538,243,577.00	517,456,885.89	20,786,691.11	353,455,038.89	245,080,403.89	62,519,186.00	307,599,589.89	45,855,449.00
210204005001	MANTENIMIENTO DE BIENES INMUEBLES	23,200,000.00	(12,950,000.00)	10,250,000.00	10,250,000.00	4,316,192.00	5,933,808.00	4,316,192.00	3,616,192.00	700,000.00	4,316,192.00	00.00
210204005001	MANTENIMIENTO DE BIENES INMUEBLES / RENTAS CEDIDAS	23,200,000.00	(12,950,000.00)	10,250,000.00	10,250,000.00	4,316,192.00	5,933,808.00	4,316,192.00	3,616,192.00	700,000.00	4,316,192.00	00.00
210204005002	MANTENIMIENTO DE BIENES	5,000,000.00	44,000,000.00	49,000,000.00	48,994,750.00	38,521,644.89	10,473,105.11	10,526,894.89	9,742,145.89	784,749.00	10,526,894.89	00.00
210204005002	MANTENIMIENTO DE BIENES MUEBLES EQUIPOS Y ENSERES / RENTAS CEDIDAS	5,000,000.00	44,000,000.00	49,000,000.00	48,994,750.00	38,521,644.89	10,473,105.11	10,526,894.89	9,742,145.89	784,749.00	10,526,894.89	00.00
210204005003	MANTENIMIENTO EQUIPO DE	2,000,000.00	(2,000,000.00)	00.00	00.00	00.00	00.00	00.00	00.00	00.00	00.00	00.00
210204005003	MANTENIMIENTO EQUIPO DE COMUNICACIÓN Y COMPUTACIÓN / RENTAS CEDIDAS	2,000,000.00	(2,000,000.00)	00.00	00.00	00.00	00.00	00.00	00.00	00.00	00.00	00.00
210204005004	SERVICIO DE CAFETERÍA Y	3,630,000.00	9,420,000.00	13,050,000.00	13,050,000.00	8,742,231.00	4,307,769.00	8,742,231.00	6,619,243.00	2,122,988.00	8,742,231.00	00.00
210204005004	SERVICIO DE CAFETERÍA Y RESTAURANTE / RENTAS CEDIDAS	3,630,000.00	9,420,000.00	13,050,000.00	13,050,000.00	8,742,231.00	4,307,769.00	8,742,231.00	6,619,243.00	2,122,988.00	8,742,231.00	00.00
210204005005	SERVICIO DE SEGURIDAD Y	382,399,420.00	15,000,000.00	397,399,420.00	375,085,627.00	375,013,618.00	72,009.00	271,074,601.00	179,363,703.00	45,855,449.00	225,219,152.00	45,855,449.00
210204005005	SERVICIO DE SEGURIDAD Y VIGILANCIA / RENTAS CEDIDAS	382,399,420.00	15,000,000.00	397,399,420.00	375,085,627.00	375,013,618.00	72,009.00	271,074,601.00	179,363,703.00	45,855,449.00	225,219,152.00	45,855,449.00

EJECUCION PRESUPUESTAL DE GASTOS
CORRESPONDIENTE AL MES DE OCTUBRE DE 2021

RUBRO	DESCRIPCION	APROPIACION INICIAL	MODIFICACIONES	APROPIACION VIGENTE	DISPONIBILIDADES	COMPROMISOS	DISPONIBILIDADES ABIERTAS	OBLIGACIONES	PAGOS ANTERIORES	PAGOS DEL MES	PAGOS ACUMULADOS	OBLIGACIONES POR PAGAR
		1	2	3	4	5	6= (4-5)	7	8	9	10 = (8+9)	11=(7-10)
210204005006	MANTENIMIENTO DE OTROS	00.00	00.00	00.00	00.00	00.00	00.00	00.00	00.00	00.00	00.00	00.00
210204005007	MANTENIMIENTO DE SOFTWARE	1,000,000.00	99,000,000.00	100,000,000.00	90,863,200.00	90,863,200.00	00.00	58,795,120.00	45,739,120.00	13,056,000.00	58,795,120.00	00.00
210204005007	MANTENIMIENTO DE SOFTWARE / RENTAS CEDIDAS	1,000,000.00	99,000,000.00	100,000,000.00	90,863,200.00	90,863,200.00	00.00	58,795,120.00	45,739,120.00	13,056,000.00	58,795,120.00	00.00
210204006	COMUNICACIÓN Y TRANSPORTE	22,680,000.00	100,730,760.00	123,410,760.00	123,410,760.00	121,087,060.00	2,323,700.00	28,358,452.00	4,728,550.00	447,750.00	5,176,300.00	23,182,152.00
210204006001	CORREO	6,180,000.00	(6,180,000.00)	00.00	00.00	00.00	00.00	00.00	00.00	00.00	00.00	00.00
210204006001	CORREO / RENTAS CEDIDAS	6,180,000.00	(6,180,000.00)	00.00	00.00	00.00	00.00	00.00	00.00	00.00	00.00	00.00
210204006002	SERVICIO DE TRANSMISIÓN DE	00.00	115,910,760.00	115,910,760.00	115,910,760.00	115,910,760.00	00.00	23,182,152.00	00.00	00.00	00.00	23,182,152.00
210204006002	SERVICIO DE TRANSMISIÓN DE INFORMACIÓN / RENTAS CEDIDAS	00.00	115,910,760.00	115,910,760.00	115,910,760.00	115,910,760.00	00.00	23,182,152.00	00.00	00.00	00.00	23,182,152.00
210204006003	OTROS COMUNICACIONES Y	16,500,000.00	(9,000,000.00)	7,500,000.00	7,500,000.00	5,176,300.00	2,323,700.00	5,176,300.00	4,728,550.00	447,750.00	5,176,300.00	00.00
210204006003	OTROS COMUNICACIONES Y TRANSPORTE / RENTAS CEDIDAS	16,500,000.00	(9,000,000.00)	7,500,000.00	7,500,000.00	5,176,300.00	2,323,700.00	5,176,300.00	4,728,550.00	447,750.00	5,176,300.00	00.00
210204007	IMPRESOS Y PUBLICACIONES	6,000,000.00	(1,300,000.00)	4,700,000.00	4,700,000.00	4,175,000.00	525,000.00	2,875,000.00	2,395,000.00	480,000.00	2,875,000.00	00.00
210204007002	OTROS GASTOS POR IMPRESOS Y PUBLICACIONES	6,000,000.00	(1,300,000.00)	4,700,000.00	4,700,000.00	4,175,000.00	525,000.00	2,875,000.00	2,395,000.00	480,000.00	2,875,000.00	00.00
210204007002	OTROS GASTOS POR IMPRESOS Y PUBLICACIONES / RENTAS CEDIDAS	6,000,000.00	(1,300,000.00)	4,700,000.00	4,700,000.00	4,175,000.00	525,000.00	2,875,000.00	2,395,000.00	480,000.00	2,875,000.00	00.00
210204008	SERVICIOS PÚBLICOS	210,000,000.00	(3,500,000.00)	206,500,000.00	156,105,173.00	156,105,173.00	00.00	156,105,173.00	136,535,638.00	19,569,535.00	156,105,173.00	00.00
210204008001	ACUEDUCTO Y ALCANTARILLADO	45,000,000.00	(8,000,000.00)	37,000,000.00	17,084,019.00	17,084,019.00	00.00	17,084,019.00	15,231,882.00	1,852,137.00	17,084,019.00	00.00
210204008001	ACUEDUCTO Y ALCANTARILLADO / RENTAS CEDIDAS	45,000,000.00	(8,000,000.00)	37,000,000.00	17,084,019.00	17,084,019.00	00.00	17,084,019.00	15,231,882.00	1,852,137.00	17,084,019.00	00.00
210204008002	ENERGIA	134,000,000.00	3,000,000.00	137,000,000.00	118,873,575.00	118,873,575.00	00.00	118,873,575.00	103,211,188.00	15,662,387.00	118,873,575.00	00.00
210204008002	ENERGIA / RENTAS CEDIDAS	134,000,000.00	3,000,000.00	137,000,000.00	118,873,575.00	118,873,575.00	00.00	118,873,575.00	103,211,188.00	15,662,387.00	118,873,575.00	00.00
210204008003	TELEFONIA MOVIL CELULAR	4,500,000.00	00.00	4,500,000.00	2,446,921.00	2,446,921.00	00.00	2,446,921.00	2,214,922.00	231,999.00	2,446,921.00	00.00
210204008003	TELEFONIA MOVIL CELULAR / RENTAS CEDIDAS	4,500,000.00	00.00	4,500,000.00	2,446,921.00	2,446,921.00	00.00	2,446,921.00	2,214,922.00	231,999.00	2,446,921.00	00.00
210204008004	TELÉFONO FAX Y OTROS	20,000,000.00	00.00	20,000,000.00	11,277,762.00	11,277,762.00	00.00	11,277,762.00	10,176,244.00	1,101,518.00	11,277,762.00	00.00
210204008004	TELÉFONO FAX Y OTROS / RENTAS CEDIDAS	20,000,000.00	00.00	20,000,000.00	11,277,762.00	11,277,762.00	00.00	11,277,762.00	10,176,244.00	1,101,518.00	11,277,762.00	00.00
210204008005	OTROS SERVICIOS PÚBLICOS	6,500,000.00	1,500,000.00	8,000,000.00	6,422,896.00	6,422,896.00	00.00	6,422,896.00	5,701,402.00	721,494.00	6,422,896.00	00.00
210204008005	OTROS SERVICIOS PÚBLICOS / RENTAS CEDIDAS	6,500,000.00	1,500,000.00	8,000,000.00	6,422,896.00	6,422,896.00	00.00	6,422,896.00	5,701,402.00	721,494.00	6,422,896.00	00.00
210204009	SEGUROS	251,557,959.00	(9,000,000.00)	242,557,959.00	212,576,571.00	206,785,850.00	5,790,721.00	184,979,661.00	184,979,661.00	00.00	184,979,661.00	00.00
210204009001	SEGURO DE VIDA	00.00	00.00	00.00	00.00	00.00	00.00	00.00	00.00	00.00	00.00	00.00
210204009002	SEGURO DE RESPONSABILIDAD CIVIL	00.00	00.00	00.00	00.00	00.00	00.00	00.00	00.00	00.00	00.00	00.00
210204009003	OTROS SEGUROS	251,557,959.00	(9,000,000.00)	242,557,959.00	212,576,571.00	206,785,850.00	5,790,721.00	184,979,661.00	184,979,661.00	00.00	184,979,661.00	00.00
210204009003	OTROS SEGUROS / RENTAS CEDIDAS	251,557,959.00	(9,000,000.00)	242,557,959.00	212,576,571.00	206,785,850.00	5,790,721.00	184,979,661.00	184,979,661.00	00.00	184,979,661.00	00.00

EJECUCION PRESUPUESTAL DE GASTOS CORRESPONDIENTE AL MES DE OCTUBRE DE 2021

RUBRO	DESCRIPCION	APROPIACION INICIAL	MODIFICACIONES	APROPIACION VIGENTE	DISPONIBILIDADES	COMPROMISOS	DISPONIBILIDADES ABIERTAS	OBLIGACIONES	PAGOS ANTERIORES	PAGOS DEL MES	PAGOS ACUMULADOS	OBLIGACIONES POR PAGAR
		1	2	3	4	5	6= (4-5)	7	8	9	10 = (8+9)	11=(7-10)
210204010	ARRENDAMIENTOS	13,200,000.00	(7,500,000.00)	5,700,000.00	5,700,000.00	1,232,200.00	4,467,800.00	1,232,200.00	1,112,200.00	120,000.00	1,232,200.00	00.00
210204010001	ARRENDAMIENTOS BIENES INMUEBLES	12,200,000.00	(9,350,000.00)	2,850,000.00	2,850,000.00	614,700.00	2,235,300.00	614,700.00	614,700.00	00.00	614,700.00	00.00
210204010001	ARRENDAMIENTOS BIENES INMUEBLES / RENTAS CEDIDAS	12,200,000.00	(9,350,000.00)	2,850,000.00	2,850,000.00	614,700.00	2,235,300.00	614,700.00	614,700.00	00.00	614,700.00	00.00
210204010002	ARRENDAMIENTO DE BIENES	1,000,000.00	1,850,000.00	2,850,000.00	2,850,000.00	617,500.00	2,232,500.00	617,500.00	497,500.00	120,000.00	617,500.00	00.00
210204010002	ARRENDAMIENTO DE BIENES MUEBLES / RENTAS CEDIDAS	1,000,000.00	1,850,000.00	2,850,000.00	2,850,000.00	617,500.00	2,232,500.00	617,500.00	497,500.00	120,000.00	617,500.00	00.00
210204011	VIÁTICOS Y GASTOS DE VIAJE	39,503,496.00	(3,530,432.00)	35,973,064.00	30,512,980.00	23,896,630.00	6,616,350.00	23,896,630.00	20,342,030.00	3,554,600.00	23,896,630.00	00.00
210204011001	VIÁTICOS Y GASTOS DE VIAJE AL INTERIOR	39,503,496.00	(3,530,432.00)	35,973,064.00	30,512,980.00	23,896,630.00	6,616,350.00	23,896,630.00	20,342,030.00	3,554,600.00	23,896,630.00	00.00
210204011001	VIÁTICOS Y GASTOS DE VIAJE AL INTERIOR / RENTAS CEDIDAS	39,503,496.00	(3,530,432.00)	35,973,064.00	30,512,980.00	23,896,630.00	6,616,350.00	23,896,630.00	20,342,030.00	3,554,600.00	23,896,630.00	00.00
210204012	GASTOS LEGALES	4,000,000.00	(2,539,568.00)	1,460,432.00	1,460,432.00	355,110.00	1,105,322.00	355,110.00	355,110.00	00.00	355,110.00	00.00
210204012001	GASTOS LEGALES	4,000,000.00	(2,539,568.00)	1,460,432.00	1,460,432.00	355,110.00	1,105,322.00	355,110.00	355,110.00	00.00	355,110.00	00.00
210204012001	GASTOS LEGALES / RENTAS CEDIDAS	4,000,000.00	(2,539,568.00)	1,460,432.00	1,460,432.00	355,110.00	1,105,322.00	355,110.00	355,110.00	00.00	355,110.00	00.00
210204013	CAPACITACIÓN BIENESTAR	294,622,121.00	(7,000,000.00)	287,622,121.00	31,887,977.00	26,218,340.00	5,669,637.00	26,218,340.00	26,218,340.00	00.00	26,218,340.00	00.00
210204013001	SERVICIOS DE BIENESTAR SOCIAL	274,622,121.00	00.00	274,622,121.00	21,653,614.00	19,836,562.00	1,817,052.00	19,836,562.00	19,836,562.00	00.00	19,836,562.00	00.00
210204013001	SERVICIOS DE BIENESTAR SOCIAL / RENTAS CEDIDAS	274,622,121.00	00.00	274,622,121.00	21,653,614.00	19,836,562.00	1,817,052.00	19,836,562.00	19,836,562.00	00.00	19,836,562.00	00.00
210204013002	SERVICIOS DE CAPACITACIÓN	20,000,000.00	(7,000,000.00)	13,000,000.00	10,234,363.00	6,381,778.00	3,852,585.00	6,381,778.00	6,381,778.00	00.00	6,381,778.00	00.00
210204013002	SERVICIOS DE CAPACITACIÓN / RENTAS CEDIDAS	20,000,000.00	(7,000,000.00)	13,000,000.00	10,234,363.00	6,381,778.00	3,852,585.00	6,381,778.00	6,381,778.00	00.00	6,381,778.00	00.00
210204014	GASTOS FINANCIEROS	18,000,000.00	(10,000,000.00)	8,000,000.00	795,330.00	787,330.00	8,000.00	795,330.00	787,330.00	8,000.00	795,330.00	00.00
210204014001	COMISIONES BANCARIAS	18,000,000.00	(10,000,000.00)	8,000,000.00	795,330.00	787,330.00	8,000.00	795,330.00	787,330.00	8,000.00	795,330.00	00.00
210204014001	COMISIONES BANCARIAS / RENTAS CEDIDAS	18,000,000.00	(10,000,000.00)	8,000,000.00	795,330.00	787,330.00	8,000.00	795,330.00	787,330.00	8,000.00	795,330.00	00.00
210204015	OTROS GASTOS POR	42,122,339.00	00.00	42,122,339.00	20,916,880.00	00.00	20,916,880.00	00.00	00.00	00.00	00.00	00.00
210204015002	SALUD OCUPACIONAL	42,122,339.00	00.00	42,122,339.00	20,916,880.00	00.00	20,916,880.00	00.00	00.00	00.00	00.00	00.00
210204015002	SALUD OCUPACIONAL / RENTAS CEDIDAS	42,122,339.00	00.00	42,122,339.00	20,916,880.00	00.00	20,916,880.00	00.00	00.00	00.00	00.00	00.00
210204016	OTROS GASTOS POR	1,000,000.00	00.00	1,000,000.00	00.00	00.00	00.00	00.00	00.00	00.00	00.00	00.00
210204016002	AVALUO	1,000,000.00	00.00	1,000,000.00	00.00	00.00	00.00	00.00	00.00	00.00	00.00	00.00
210204016002	AVALUO / RENTAS CEDIDAS	1,000,000.00	00.00	1,000,000.00	00.00	00.00	00.00	00.00	00.00	00.00	00.00	00.00
2103	TRANSFERENCIAS	349,813,829.00	1,854,060,455.00	2,203,874,284.00	845,661,781.00	845,661,781.00	00.00	845,661,781.00	818,373,537.00	27,288,244.00	845,661,781.00	00.00
210301	CORRIENTES AL SECTOR PÚBLICO	53,000,000.00	5,000,000.00	58,000,000.00	56,776,508.00	56,776,508.00	00.00	56,776,508.00	37,425,795.00	19,350,713.00	56,776,508.00	00.00
210301001	CONTRALORÍA DEPARTAMENTAL	53,000,000.00	5,000,000.00	58,000,000.00	56,776,508.00	56,776,508.00	00.00	56,776,508.00	37,425,795.00	19,350,713.00	56,776,508.00	00.00
210301001	CONTRALORÍA DEPARTAMENTAL / RENTAS CEDIDAS	53,000,000.00	5,000,000.00	58,000,000.00	56,776,508.00	56,776,508.00	00.00	56,776,508.00	37,425,795.00	19,350,713.00	56,776,508.00	00.00

**EJECUCION PRESUPUESTAL DE GASTOS
CORRESPONDIENTE AL MES DE OCTUBRE DE 2021**

RUBRO	DESCRIPCION	APROPACION INICIAL	MODIFICACIONES	APROPACION VIGENTE	DISPONIBILIDADES	COMPROMISOS	DISPONIBILIDADES ABIERTAS	OBLIGACIONES	PAGOS ANTERIORES	PAGOS DEL MES	PAGOS ACUMULADOS	OBLIGACIONES POR PAGAR
		1	2	3	4	5	6= (4-5)	7	8	9	10 = (8+9)	11=(7-10)
210301002	DEVOLUCIONES	00.00	00.00	00.00	00.00	00.00	00.00	00.00	00.00	00.00	00.00	00.00
210302	DE CAPITAL	00.00	00.00	00.00	00.00	00.00	00.00	00.00	00.00	00.00	00.00	00.00
210303	DE PREVISIÓN Y SEGURIDAD SOCIAL	296,813,829.00	1,264,931,755.00	1,561,745,584.00	788,885,273.00	788,885,273.00	00.00	788,885,273.00	780,947,742.00	7,937,531.00	788,885,273.00	00.00
21030301	DE PREVISION Y SEGURIDAD SOCIAL	296,813,829.00	1,264,931,755.00	1,561,745,584.00	788,885,273.00	788,885,273.00	00.00	788,885,273.00	780,947,742.00	7,937,531.00	788,885,273.00	00.00
21030301001	PENSIONES DE JUBILACIÓN	97,083,243.00	28,916,757.00	126,000,000.00	87,312,841.00	87,312,841.00	00.00	87,312,841.00	79,375,310.00	7,937,531.00	87,312,841.00	00.00
21030301001	PENSIONES DE JUBILACIÓN / RENTAS CEDIDAS	97,083,243.00	28,916,757.00	126,000,000.00	87,312,841.00	87,312,841.00	00.00	87,312,841.00	79,375,310.00	7,937,531.00	87,312,841.00	00.00
21030301002	CUOTAS PARTES PENSIONALES	1,000,000.00	1,065,014,998.00	1,066,014,998.00	700,000,000.00	700,000,000.00	00.00	700,000,000.00	700,000,000.00	00.00	700,000,000.00	00.00
21030301002	CUOTAS PARTES PENSIONALES / RENTAS CEDIDAS	1,000,000.00	(1,000,000.00)	00.00	00.00	00.00	00.00	00.00	00.00	00.00	00.00	00.00
21030301002	CUOTAS PARTES PENSIONALES / RECURSOS PROPIOS	00.00	1,066,014,998.00	1,066,014,998.00	700,000,000.00	700,000,000.00	00.00	700,000,000.00	700,000,000.00	00.00	700,000,000.00	00.00
21030301004	INTERESES DE CESANTIAS	20,278,486.00	00.00	20,278,486.00	130,888.00	130,888.00	00.00	130,888.00	130,888.00	00.00	130,888.00	00.00
21030301004	INTERESES DE CESANTIAS / RENTAS CEDIDAS	20,278,486.00	00.00	20,278,486.00	130,888.00	130,888.00	00.00	130,888.00	130,888.00	00.00	130,888.00	00.00
21030301005	AUXILIO FUNERARIO	6,000,000.00	(3,000,000.00)	3,000,000.00	00.00	00.00	00.00	00.00	00.00	00.00	00.00	00.00
21030301005	AUXILIO FUNERARIO / RENTAS CEDIDAS	6,000,000.00	(3,000,000.00)	3,000,000.00	00.00	00.00	00.00	00.00	00.00	00.00	00.00	00.00
21030301006	FONDOS ADMINISTRADORES DE	172,452,100.00	160,000,000.00	332,452,100.00	1,441,544.00	1,441,544.00	00.00	1,441,544.00	1,441,544.00	00.00	1,441,544.00	00.00
21030301006	FONDOS ADMINISTRADORES DE CESANTIAS PRIVADOS / RENTAS CEDIDAS	172,452,100.00	00.00	172,452,100.00	1,441,544.00	1,441,544.00	00.00	1,441,544.00	1,441,544.00	00.00	1,441,544.00	00.00
21030301006	FONDOS ADMINISTRADORES DE CESANTIAS PRIVADOS / RECURSOS PROPIOS	00.00	160,000,000.00	160,000,000.00	00.00	00.00	00.00	00.00	00.00	00.00	00.00	00.00
21030301007	FONDOS ADMINISTRADORES	00.00	14,000,000.00	14,000,000.00	00.00	00.00	00.00	00.00	00.00	00.00	00.00	00.00
21030301007	FONDOS ADMINISTRADORES DE CESANTIAS PUBLICOS / RENTAS CEDIDAS	00.00	14,000,000.00	14,000,000.00	00.00	00.00	00.00	00.00	00.00	00.00	00.00	00.00
210304	OTRAS TRANSFERENCIAS	00.00	584,128,700.00	584,128,700.00	00.00	00.00	00.00	00.00	00.00	00.00	00.00	00.00
21030401	SENTENCIAS Y CONCILIACIONES	00.00	584,128,700.00	584,128,700.00	00.00	00.00	00.00	00.00	00.00	00.00	00.00	00.00
21030401	SENTENCIAS Y CONCILIACIONES / RENTAS CEDIDAS	00.00	00.00	00.00	00.00	00.00	00.00	00.00	00.00	00.00	00.00	00.00
21030401	SENTENCIAS Y CONCILIACIONES / RECURSOS PROPIOS	00.00	584,128,700.00	584,128,700.00	00.00	00.00	00.00	00.00	00.00	00.00	00.00	00.00
22	SERVICIO A LA DEUDA	00.00	00.00	00.00	00.00	00.00	00.00	00.00	00.00	00.00	00.00	00.00
2201	OBLIGACIONES CONTINGENTES	00.00	00.00	00.00	00.00	00.00	00.00	00.00	00.00	00.00	00.00	00.00
23	GASTOS DE INVERSIÓN	12,786,411,384.00	7,123,177,973.00	19,909,589,357.00	16,759,712,660.42	16,399,946,892.42	359,765,768.00	13,832,543,217.43	11,801,203,603.77	2,010,131,413.66	13,811,335,017.43	21,208,200.00
2301	GASTOS DE PERSONAL	5,753,055,115.00	(211,649,869.00)	5,541,405,246.00	3,597,213,095.00	3,597,213,095.00	00.00	3,597,213,095.00	3,149,571,562.00	426,433,333.00	3,576,004,895.00	21,208,200.00
230101	SERVICIOS PERSONALES ASOCIADOS A NÓMINA (OPE)	4,179,936,315.00	(96,105,528.00)	4,083,830,787.00	2,797,367,643.00	2,797,367,643.00	00.00	2,797,367,643.00	2,449,889,110.00	347,478,533.00	2,797,367,643.00	00.00
23010101	SUELDOS DE PERSONAL DE NÓMINA	3,070,941,060.00	4,275,916.00	3,075,216,976.00	2,385,450,733.00	2,385,450,733.00	00.00	2,385,450,733.00	2,074,092,979.00	311,357,754.00	2,385,450,733.00	00.00

EJECUCION PRESUPUESTAL DE GASTOS

RUBRO	DESCRIPCION	APROPIACION INICIAL	MODIFICACIONES	APROPIACION VIGENTE	DISPONIBILIDADES	COMPROMISOS	DISPONIBILIDADES ABIERTAS	OBLIGACIONES	PAGOS ANTERIORES	PAGOS DEL MES	PAGOS ACUMULADOS	OBLIGACIONES POR PAGAR
		1	2	3	4	5	6= (4-5)	7	8	9	10 = (8+9)	11=(7-10)
23010101001	SUELDOS	3,070,941,060.00	4,275,916.00	3,075,216,976.00	2,385,450,733.00	2,385,450,733.00	00.00	2,385,450,733.00	2,074,092,979.00	311,357,754.00	2,385,450,733.00	00.00
23010101001	SUELDOS / MINPROTECCION ETV	599,071,416.00	62,500,000.00	661,571,416.00	547,573,970.00	547,573,970.00	00.00	547,573,970.00	479,628,291.00	67,945,679.00	547,573,970.00	00.00
23010101001	SUELDOS / S.G.P. CSF	2,471,869,644.00	(58,224,084.00)	2,413,645,560.00	1,837,876,763.00	1,837,876,763.00	00.00	1,837,876,763.00	1,594,464,688.00	243,412,075.00	1,837,876,763.00	00.00
23010104001	PRIMA TECNICA SALARIAL	32,079,648.00	00.00	32,079,648.00	26,504,270.00	26,504,270.00	00.00	26,504,270.00	23,134,365.00	3,369,905.00	26,504,270.00	00.00
23010104001	PRIMA TECNICA SALARIAL / S.G.P. CSF	32,079,648.00	00.00	32,079,648.00	26,504,270.00	26,504,270.00	00.00	26,504,270.00	23,134,365.00	3,369,905.00	26,504,270.00	00.00
23010105	OTROS	1,075,915,607.00	(114,076,332.00)	961,839,275.00	382,677,896.00	382,677,896.00	00.00	382,677,896.00	349,959,863.00	32,718,033.00	382,677,896.00	00.00
23010105001	BONIFICACIÓN ESPECIAL DE RECREACIÓN	17,060,783.00	00.00	17,060,783.00	10,565,271.00	10,565,271.00	00.00	10,565,271.00	9,058,680.00	1,506,591.00	10,565,271.00	00.00
23010105001	BONIFICACIÓN ESPECIAL DE RECREACIÓN / MINPROTECCION ETV	4,122,659.00	00.00	4,122,659.00	2,602,567.00	2,602,567.00	00.00	2,602,567.00	2,524,345.00	78,222.00	2,602,567.00	00.00
23010105001	BONIFICACIÓN ESPECIAL DE RECREACIÓN / S.G.P. CSF	12,938,124.00	00.00	12,938,124.00	7,962,704.00	7,962,704.00	00.00	7,962,704.00	6,534,335.00	1,428,369.00	7,962,704.00	00.00
23010105002	BONIFICACION SERVICIOS	101,579,779.00	00.00	101,579,779.00	83,003,096.00	83,003,096.00	00.00	83,003,096.00	76,687,893.00	6,315,203.00	83,003,096.00	00.00
23010105002	BONIFICACION SERVICIOS PRESTADOS / MINPROTECCION ETV	29,010,521.00	00.00	29,010,521.00	22,128,696.00	22,128,696.00	00.00	22,128,696.00	20,602,538.00	1,526,158.00	22,128,696.00	00.00
23010105002	BONIFICACION SERVICIOS PRESTADOS / S.G.P. CSF	72,569,258.00	00.00	72,569,258.00	60,874,400.00	60,874,400.00	00.00	60,874,400.00	56,085,355.00	4,789,045.00	60,874,400.00	00.00
23010105003	SUBSIDIO ALIMENTACION	37,945,540.00	(3,000,000.00)	34,945,540.00	27,318,488.00	27,318,488.00	00.00	27,318,488.00	23,889,452.00	3,429,036.00	27,318,488.00	00.00
23010105003	SUBSIDIO ALIMENTACION / MINPROTECCION ETV	23,097,285.00	(3,000,000.00)	20,097,285.00	15,943,518.00	15,943,518.00	00.00	15,943,518.00	13,935,681.00	2,007,837.00	15,943,518.00	00.00
23010105003	SUBSIDIO ALIMENTACION / S.G.P. CSF	14,848,255.00	00.00	14,848,255.00	11,374,970.00	11,374,970.00	00.00	11,374,970.00	9,953,771.00	1,421,199.00	11,374,970.00	00.00
23010105004	AUXILIO DE TRANSPORTE	59,046,425.00	00.00	59,046,425.00	42,890,352.00	42,890,352.00	00.00	42,890,352.00	38,476,057.00	4,414,295.00	42,890,352.00	00.00
23010105004	AUXILIO DE TRANSPORTE / MINPROTECCION ETV	35,941,302.00	00.00	35,941,302.00	25,027,359.00	25,027,359.00	00.00	25,027,359.00	22,444,074.00	2,583,285.00	25,027,359.00	00.00
23010105004	AUXILIO DE TRANSPORTE / S.G.P. CSF	23,105,123.00	00.00	23,105,123.00	17,862,993.00	17,862,993.00	00.00	17,862,993.00	16,031,983.00	1,831,010.00	17,862,993.00	00.00
23010105005	PRIMA DE SERVICIO	240,544,046.00	(99,076,332.00)	141,467,714.00	126,048,450.00	126,048,450.00	00.00	126,048,450.00	122,329,576.00	3,718,874.00	126,048,450.00	00.00
23010105005	PRIMA DE SERVICIO / MINPROTECCION ETV	34,588,658.00	(4,076,332.00)	30,512,326.00	30,461,546.00	30,461,546.00	00.00	30,461,546.00	29,572,462.00	889,084.00	30,461,546.00	00.00
23010105005	PRIMA DE SERVICIO / S.G.P. CSF	205,955,388.00	(95,000,000.00)	110,955,388.00	95,586,904.00	95,586,904.00	00.00	95,586,904.00	92,757,114.00	2,829,790.00	95,586,904.00	00.00
23010105006	PRIMA DE VACACIONES	144,565,293.00	(4,000,000.00)	140,565,293.00	91,317,626.00	91,317,626.00	00.00	91,317,626.00	77,983,592.00	13,334,034.00	91,317,626.00	00.00
23010105006	PRIMA DE VACACIONES / MINPROTECCION ETV	36,029,852.00	00.00	36,029,852.00	24,574,677.00	24,574,677.00	00.00	24,574,677.00	22,876,541.00	1,698,136.00	24,574,677.00	00.00
23010105006	PRIMA DE VACACIONES / S.G.P. CSF	108,535,441.00	(4,000,000.00)	104,535,441.00	66,742,949.00	66,742,949.00	00.00	66,742,949.00	55,107,051.00	11,635,898.00	66,742,949.00	00.00
23010105007	PRIMA DE NAVIDAD	320,089,547.00	(8,000,000.00)	312,089,547.00	1,534,613.00	1,534,613.00	00.00	1,534,613.00	1,534,613.00	00.00	1,534,613.00	00.00
23010105007	PRIMA DE NAVIDAD / MINPROTECCION ETV	78,253,147.00	00.00	78,253,147.00	1,064,732.00	1,064,732.00	00.00	1,064,732.00	1,064,732.00	00.00	1,064,732.00	00.00
23010105007	PRIMA DE NAVIDAD / S.G.P. CSF	241,836,400.00	(8,000,000.00)	233,836,400.00	469,881.00	469,881.00	00.00	469,881.00	469,881.00	00.00	469,881.00	00.00
23010105008	PRIMAS EXTRA	155,084,194.00	00.00	155,084,194.00	00.00	00.00	00.00	00.00	00.00	00.00	00.00	00.00
23010105008	PRIMAS EXTRA / MINPROTECCION ETV	39,002,713.00	00.00	39,002,713.00	00.00	00.00	00.00	00.00	00.00	00.00	00.00	00.00

EJECUCION PRESUPUESTAL DE GASTOS
CORRESPONDIENTE AL MES DE OCTUBRE DE 2021

RUBRO	DESCRIPCION	APROPICIACION INICIAL	MODIFICACIONES	APROPICIACION VIGENTE	DISPONIBILIDADES	COMPROMISOS	DISPONIBILIDADES ABIERTAS	OBLIGACIONES	PAGOS ANTERIORES	PAGOS DEL MES	PAGOS ACUMULADOS	OBLIGACIONES POR PAGAR
		1	2	3	4	5	6= (4-5)	7	8	9	10 = (8+9)	11=(7-10)
23010105008	PRIMAS EXTRA / S.G.P. CSF	116,081,481.00	00.00	116,081,481.00	00.00	00.00	00.00	00.00	00.00	00.00	00.00	00.00
23010109	HORAS EXTRAS DIAS FESTIVOS	1,000,000.00	13,694,888.00	14,694,888.00	2,734,744.00	2,734,744.00	00.00	2,734,744.00	2,701,903.00	32,841.00	2,734,744.00	00.00
23010109001	RECARGOS NOCTURNOS Y FESTIVOS	00.00	5,555,643.00	5,555,643.00	1,088,860.00	1,088,860.00	00.00	1,088,860.00	1,056,019.00	32,841.00	1,088,860.00	00.00
23010109001	RECARGOS NOCTURNOS Y FESTIVOS / MINPROTECCION ETV	00.00	5,555,643.00	5,555,643.00	1,088,860.00	1,088,860.00	00.00	1,088,860.00	1,056,019.00	32,841.00	1,088,860.00	00.00
23010109002	INDEMNIZACIÓN POR	1,000,000.00	8,139,245.00	9,139,245.00	1,645,884.00	1,645,884.00	00.00	1,645,884.00	1,645,884.00	00.00	1,645,884.00	00.00
23010109002	INDEMNIZACIÓN POR VACACIONES / MINPROTECCION ETV	00.00	9,057,527.00	9,057,527.00	1,564,166.00	1,564,166.00	00.00	1,564,166.00	1,564,166.00	00.00	1,564,166.00	00.00
23010109002	INDEMNIZACIÓN POR VACACIONES / S.G.P. CSF / S.G.P. CSF	1,000,000.00	(918,282.00)	81,718.00	81,718.00	81,718.00	00.00	81,718.00	81,718.00	00.00	81,718.00	00.00
230102	SERVICIOS PERSONALES	00.00	7,457,527.00	7,457,527.00	00.00	00.00	00.00	00.00	00.00	00.00	00.00	00.00
23010201	GASTOS DE PERSONAL SUPERNUMERARIO	00.00	00.00	00.00	00.00	00.00	00.00	00.00	00.00	00.00	00.00	00.00
23010202	HONORARIOS	00.00	7,457,527.00	7,457,527.00	00.00	00.00	00.00	00.00	00.00	00.00	00.00	00.00
23010202	HONORARIOS / MINPROTECCION ETV	00.00	7,457,527.00	7,457,527.00	00.00	00.00	00.00	00.00	00.00	00.00	00.00	00.00
23010203	REMUNERACION POR SERVICIOS	00.00	00.00	00.00	00.00	00.00	00.00	00.00	00.00	00.00	00.00	00.00
230105	CONTRIBUCIONES INHERENTES A LA NOMINA SECTOR PRIVADO Y PÚBLICO	1,573,118,800.00	(123,001,868.00)	1,450,116,932.00	799,845,452.00	799,845,452.00	00.00	799,845,452.00	699,682,452.00	78,954,800.00	778,637,252.00	21,208,200.00
23010501	ADMINISTRADAS POR EL SECTOR PRIVADO	896,897,655.00	(59,394,824.00)	837,502,831.00	403,010,852.00	403,010,852.00	00.00	403,010,852.00	353,239,252.00	39,217,400.00	392,456,652.00	10,554,200.00
23010501001	CAJAS DE COMPENSACIÓN PRIVADAS	150,500,000.00	00.00	150,500,000.00	108,949,100.00	108,949,100.00	00.00	108,949,100.00	95,278,100.00	10,724,000.00	106,002,100.00	2,947,000.00
23010501001	CAJAS DE COMPENSACIÓN PRIVADAS / MINPROTECCION ETV	45,291,063.00	00.00	45,291,063.00	25,597,200.00	25,597,200.00	00.00	25,597,200.00	22,641,600.00	2,258,700.00	24,900,300.00	696,900.00
23010501001	CAJAS DE COMPENSACIÓN PRIVADAS / S.G.P. CSF	105,208,937.00	00.00	105,208,937.00	83,351,900.00	83,351,900.00	00.00	83,351,900.00	72,636,500.00	8,465,300.00	81,101,800.00	2,250,100.00
23010501002	FONDOS ADMINISTRADORES DE	283,897,655.00	00.00	283,897,655.00	1,622,352.00	1,622,352.00	00.00	1,622,352.00	1,622,352.00	00.00	1,622,352.00	00.00
23010501002	FONDOS ADMINISTRADORES DE CESANTIAS PRIVADOS / MINPROTECCION ETV	90,093,147.00	00.00	90,093,147.00	1,152,471.00	1,152,471.00	00.00	1,152,471.00	1,152,471.00	00.00	1,152,471.00	00.00
23010501002	FONDOS ADMINISTRADORES DE CESANTIAS PRIVADOS / S.G.P. CSF	193,804,508.00	00.00	193,804,508.00	469,881.00	469,881.00	00.00	469,881.00	469,881.00	00.00	469,881.00	00.00
23010501003	FONDOS ADMINISTRADORES DE	135,000,000.00	(14,700,000.00)	120,300,000.00	80,889,900.00	80,889,900.00	00.00	80,889,900.00	71,216,400.00	7,676,600.00	78,893,000.00	1,996,900.00
23010501003	FONDOS ADMINISTRADORES DE PENSIONES PRIVADOS / MINPROTECCION ETV	40,000,000.00	(14,700,000.00)	25,300,000.00	19,718,400.00	19,718,400.00	00.00	19,718,400.00	17,538,900.00	1,704,000.00	19,242,900.00	475,500.00
23010501003	FONDOS ADMINISTRADORES DE PENSIONES PRIVADOS / S.G.P. CSF	95,000,000.00	00.00	95,000,000.00	61,171,500.00	61,171,500.00	00.00	61,171,500.00	53,677,500.00	5,972,600.00	59,650,100.00	1,521,400.00
23010501004	EMPRESAS PRIVADAS	252,500,000.00	(28,694,824.00)	223,805,176.00	174,193,500.00	174,193,500.00	00.00	174,193,500.00	152,683,100.00	16,998,400.00	169,681,500.00	4,512,000.00

**EJECUCION PRESUPUESTAL DE GASTOS
CORRESPONDIENTE AL MES DE OCTUBRE DE 2021**

RUBRO	DESCRIPCION	APROPICIACION INICIAL	MODIFICACIONES	APROPICIACION VIGENTE	DISPONIBILIDADES	COMPROMISOS	DISPONIBILIDADES ABIERTAS	OBLIGACIONES	PAGOS ANTERIORES	PAGOS DEL MES	PAGOS ACUMULADOS	OBLIGACIONES POR PAGAR
		1	2	3	4	5	6= (4-5)	7	8	9	10 = (8+9)	11=(7-10)
23010501004	EMPRESAS PRIVADAS PROMOTORAS DE SALUD / MINPROTECCION ETV	54,500,000.00	4,151,501.00	58,651,501.00	39,642,800.00	39,642,800.00	00.00	39,642,800.00	34,781,000.00	3,848,700.00	38,629,700.00	1,013,100.00
23010501004	EMPRESAS PRIVADAS PROMOTORAS DE SALUD / S.G.P. CSF	198,000,000.00	(32,846,325.00)	165,153,675.00	134,550,700.00	134,550,700.00	00.00	134,550,700.00	117,902,100.00	13,149,700.00	131,051,800.00	3,488,900.00
23010501005	ADMINISTRADORAS PRIVADAS DE APORTES PARA ACCIDENTES DE TRABAJO Y ENFERMEDADES	75,000,000.00	(16,000,000.00)	59,000,000.00	37,356,000.00	37,356,000.00	00.00	37,356,000.00	32,439,300.00	3,818,400.00	36,257,700.00	1,098,300.00
23010501005	ADMINISTRADORAS PRIVADAS DE APORTES PARA ACCIDENTES DE TRABAJO Y ENFERMEDADES PROFESIONALES / MINPR	18,904,342.00	00.00	18,904,342.00	8,089,100.00	8,089,100.00	00.00	8,089,100.00	7,076,900.00	772,900.00	7,849,800.00	239,300.00
23010501005	ADMINISTRADORAS PRIVADAS DE APORTES PARA ACCIDENTES DE TRABAJO Y ENFERMEDADES PROFESIONALES / S.G.P	56,095,658.00	(16,000,000.00)	40,095,658.00	29,266,900.00	29,266,900.00	00.00	29,266,900.00	25,362,400.00	3,045,500.00	28,407,900.00	859,000.00
23010502	ADMINISTRADAS POR EL SECTOR	676,221,145.00	(63,607,044.00)	612,614,101.00	396,834,600.00	396,834,600.00	00.00	396,834,600.00	346,443,200.00	39,737,400.00	386,180,600.00	10,654,000.00
23010502002	APORTES AL ICBF	114,199,792.00	00.00	114,199,792.00	81,712,300.00	81,712,300.00	00.00	81,712,300.00	71,469,900.00	8,042,700.00	79,512,600.00	2,199,700.00
23010502002	APORTES AL ICBF / MINPROTECCION ETV	33,877,191.00	00.00	33,877,191.00	19,191,700.00	19,191,700.00	00.00	19,191,700.00	16,982,700.00	1,693,200.00	18,675,900.00	515,800.00
23010502002	APORTES AL ICBF / S.G.P. CSF	80,322,601.00	00.00	80,322,601.00	62,520,600.00	62,520,600.00	00.00	62,520,600.00	54,487,200.00	6,349,500.00	60,836,700.00	1,683,900.00
23010502003	APORTES AL SENA	84,500,000.00	(8,000,000.00)	76,500,000.00	54,490,200.00	54,490,200.00	00.00	54,490,200.00	47,655,700.00	5,363,500.00	53,019,200.00	1,471,000.00
23010502003	APORTES AL SENA / MINPROTECCION ETV	23,050,644.00	00.00	23,050,644.00	12,801,900.00	12,801,900.00	00.00	12,801,900.00	11,323,800.00	1,129,600.00	12,453,400.00	348,500.00
23010502003	APORTES AL SENA / S.G.P. CSF	61,449,356.00	(8,000,000.00)	53,449,356.00	41,688,300.00	41,688,300.00	00.00	41,688,300.00	36,331,900.00	4,233,900.00	40,565,800.00	1,122,500.00
23010502004	FONDOS ADMINISTRADORES DE	114,500,000.00	6,510,980.00	121,010,980.00	00.00	00.00	00.00	00.00	00.00	00.00	00.00	00.00
23010502004	FONDOS ADMINISTRADORES DE CESANTIAS PUBLICOS / MINPROTECCION ETV	00.00	6,510,980.00	6,510,980.00	00.00	00.00	00.00	00.00	00.00	00.00	00.00	00.00
23010502004	FONDOS ADMINISTRADORES DE CESANTIAS PUBLICOS / S.G.P. CSF	114,500,000.00	00.00	114,500,000.00	00.00	00.00	00.00	00.00	00.00	00.00	00.00	00.00
23010502005	FONDOS ADMINISTRADORES DE	292,021,353.00	(50,350,404.00)	241,670,949.00	221,010,500.00	221,010,500.00	00.00	221,010,500.00	192,909,100.00	22,180,600.00	215,089,700.00	5,920,800.00
23010502005	FONDOS ADMINISTRADORES DE PENSIONES PUBLICOS / MINPROTECCION ETV	00.00	62,649,596.00	62,649,596.00	44,210,000.00	44,210,000.00	00.00	44,210,000.00	37,824,200.00	5,053,000.00	42,877,200.00	1,332,800.00
23010502005	FONDOS ADMINISTRADORES DE PENSIONES PUBLICOS / S.G.P. CSF	292,021,353.00	(113,000,000.00)	179,021,353.00	176,800,500.00	176,800,500.00	00.00	176,800,500.00	155,084,900.00	17,127,600.00	172,212,500.00	4,588,000.00
23010502006	EMPRESAS PUBLICAS	71,000,000.00	(11,767,620.00)	59,232,380.00	39,621,600.00	39,621,600.00	00.00	39,621,600.00	34,408,500.00	4,150,600.00	38,559,100.00	1,062,500.00
23010502006	EMPRESAS PUBLICAS PROMOTORAS DE SALUD / MINPROTECCION ETV	00.00	8,232,380.00	8,232,380.00	7,698,900.00	7,698,900.00	00.00	7,698,900.00	6,511,500.00	938,100.00	7,449,600.00	249,300.00
23010502006	EMPRESAS PUBLICAS PROMOTORAS DE SALUD / S.G.P. CSF	71,000,000.00	(20,000,000.00)	51,000,000.00	31,922,700.00	31,922,700.00	00.00	31,922,700.00	27,897,000.00	3,212,500.00	31,109,500.00	813,200.00

EJECUCION PRESUPUESTAL DE GASTOS
CORRESPONDIENTE AL MES DE OCTUBRE DE 2021

RUBRO	DESCRIPCION	APROPIACION INICIAL	MODIFICACIONES	APROPIACION VIGENTE	DISPONIBILIDADES	COMPROMISOS	DISPONIBILIDADES ABIERTAS	OBLIGACIONES	PAGOS ANTERIORES	PAGOS DEL MES	PAGOS ACUMULADOS	OBLIGACIONES POR PAGAR
		1	2	3	4	5	6= (4-5)	7	8	9	10 = (8+9)	11=(7-10)
23010502007	ADMINISTRADORAS PRIVADAS DE APORTES PARA ACCIDENTES DE TRABAJO Y ENFERMEDADES	00.00	00.00	00.00	00.00	00.00	00.00	00.00	00.00	00.00	00.00	00.00
2302	GASTOS GENERALES	607,874,553.00	116,196,325.00	724,070,878.00	535,239,100.00	475,752,100.00	59,487,000.00	475,752,100.00	401,271,300.00	74,480,800.00	475,752,100.00	00.00
23020001	IMPUESTOS Y CONTRIBUCIONES	00.00	00.00	00.00	00.00	00.00	00.00	00.00	00.00	00.00	00.00	00.00
23020001001	IMPUESTO DE VEHÍCULOS	00.00	00.00	00.00	00.00	00.00	00.00	00.00	00.00	00.00	00.00	00.00
23020001002	IMPUESTO PREDIAL	00.00	00.00	00.00	00.00	00.00	00.00	00.00	00.00	00.00	00.00	00.00
230203	IMPUESTOS MULTAS Y DEVOLUCIONES	00.00	00.00	00.00	00.00	00.00	00.00	00.00	00.00	00.00	00.00	00.00
230204	ADQUISICIÓN BIENES Y SERVICIOS	607,874,553.00	116,196,325.00	724,070,878.00	535,239,100.00	475,752,100.00	59,487,000.00	475,752,100.00	401,271,300.00	74,480,800.00	475,752,100.00	00.00
230204004	MATERIALES Y SUMINISTROS	10,000,000.00	(10,000,000.00)	00.00	00.00	00.00	00.00	00.00	00.00	00.00	00.00	00.00
230204004	MATERIALES Y SUMINISTROS / S.G.P. CSF	10,000,000.00	(10,000,000.00)	00.00	00.00	00.00	00.00	00.00	00.00	00.00	00.00	00.00
230204005	MANTENIMIENTO	00.00	80,000,000.00	80,000,000.00	00.00	00.00	00.00	00.00	00.00	00.00	00.00	00.00
230204005	MANTENIMIENTO / MINPROTECCION ETV	00.00	80,000,000.00	80,000,000.00	00.00	00.00	00.00	00.00	00.00	00.00	00.00	00.00
230204006	COMUNICACIÓN Y TRANSPORTE	56,000,000.00	(14,000,000.00)	42,000,000.00	40,069,600.00	31,582,600.00	8,487,000.00	31,582,600.00	18,617,800.00	12,964,800.00	31,582,600.00	00.00
230204006	COMUNICACIÓN Y TRANSPORTE / S.G.P. CSF	56,000,000.00	(14,000,000.00)	42,000,000.00	40,069,600.00	31,582,600.00	8,487,000.00	31,582,600.00	18,617,800.00	12,964,800.00	31,582,600.00	00.00
230204007	IMPRESOS Y PUBLICACIONES	00.00	00.00	00.00	00.00	00.00	00.00	00.00	00.00	00.00	00.00	00.00
230204008	SERVICIOS PÚBLICOS	00.00	00.00	00.00	00.00	00.00	00.00	00.00	00.00	00.00	00.00	00.00
230204010	ARRENDAMIENTOS	00.00	00.00	00.00	00.00	00.00	00.00	00.00	00.00	00.00	00.00	00.00
230204011	VIÁTICOS Y GASTOS DE VIAJE	541,874,553.00	60,196,325.00	602,070,878.00	495,169,500.00	444,169,500.00	51,000,000.00	444,169,500.00	382,653,500.00	61,516,000.00	444,169,500.00	00.00
230204011	VIÁTICOS Y GASTOS DE VIAJE / MINPROTECCION ETV	5,000,000.00	00.00	5,000,000.00	5,000,000.00	5,000,000.00	00.00	5,000,000.00	5,000,000.00	00.00	5,000,000.00	00.00
230204011	VIÁTICOS Y GASTOS DE VIAJE / S.G.P. CSF	536,874,553.00	(49,803,675.00)	487,070,878.00	487,070,878.00	436,070,878.00	51,000,000.00	436,070,878.00	377,653,500.00	58,417,378.00	436,070,878.00	00.00
230204011	VIÁTICOS Y GASTOS DE VIAJE / LIBRE DESTINACION	00.00	110,000,000.00	110,000,000.00	3,098,622.00	3,098,622.00	00.00	3,098,622.00	00.00	3,098,622.00	3,098,622.00	00.00
230204014	COMISIONES BANCARIAS	00.00	00.00	00.00	00.00	00.00	00.00	00.00	00.00	00.00	00.00	00.00
2303	TRANSFERENCIAS	34,067,718.00	00.00	34,067,718.00	79,955.00	79,955.00	00.00	79,955.00	79,955.00	00.00	79,955.00	00.00
230303	DE PREVISION Y SEGURIDAD SOCIAL	34,067,718.00	00.00	34,067,718.00	79,955.00	79,955.00	00.00	79,955.00	79,955.00	00.00	79,955.00	00.00
230303001	INTERESES DE CESANTIAS	34,067,718.00	00.00	34,067,718.00	79,955.00	79,955.00	00.00	79,955.00	79,955.00	00.00	79,955.00	00.00
230303001	INTERESES DE CESANTIAS / MINPROTECCION ETV	10,811,177.00	00.00	10,811,177.00	69,148.00	69,148.00	00.00	69,148.00	69,148.00	00.00	69,148.00	00.00
230303001	INTERESES DE CESANTIAS / S.G.P. CSF	23,256,541.00	00.00	23,256,541.00	10,807.00	10,807.00	00.00	10,807.00	10,807.00	00.00	10,807.00	00.00
2310	OTROS GASTOS DE INVERSION	6,391,413,998.00	7,218,631,517.00	13,610,045,515.00	12,627,180,510.42	12,326,901,742.42	300,278,768.00	9,759,498,067.43	8,250,280,786.77	1,509,217,280.66	9,759,498,067.43	00.00
2310004	OTROS PROGRAMAS	00.00	00.00	00.00	00.00	00.00	00.00	00.00	00.00	00.00	00.00	00.00
231001	SUBCUENTA UES	6,391,413,998.00	7,218,631,517.00	13,610,045,515.00	12,627,180,510.42	12,326,901,742.42	300,278,768.00	9,759,498,067.43	8,250,280,786.77	1,509,217,280.66	9,759,498,067.43	00.00

EJECUCION PRESUPUESTAL DE GASTOS
CORRESPONDIENTE AL MES DE OCTUBRE DE 2021

RUBRO	DESCRIPCION	APROPIACION INICIAL	MODIFICACIONES	APROPIACION VIGENTE	DISPONIBILIDADES	COMPROMISOS	DISPONIBILIDADES ABIERTAS	OBLIGACIONES	PAGOS ANTERIORES	PAGOS DEL MES	PAGOS ACUMULADOS	OBLIGACIONES POR PAGAR
		1	2	3	4	5	6= (4-5)	7	8	9	10 = (8+9)	11=(7-10)
23100101	CONTRATACION DE INSUMOS Y PRESTACION DE SERVICIOS	5,918,814,734.00	7,410,006,202.00	13,328,820,936.00	12,396,606,931.00	12,105,677,163.00	290,929,768.00	9,668,243,429.49	8,180,461,980.97	1,487,781,448.52	9,668,243,429.49	00.00
23100101002	AGUA PARA CONSUMO HUMANO	489,082,103.00	450,920,982.00	940,003,085.00	885,167,012.00	849,849,560.00	35,317,452.00	669,650,000.00	577,250,000.00	92,400,000.00	669,650,000.00	00.00
2310010100201	AGUA PARA CONSUMO HUMANO - TALENTO HUMANO	367,350,000.00	518,100,000.00	885,450,000.00	847,450,000.00	831,950,000.00	15,500,000.00	669,650,000.00	577,250,000.00	92,400,000.00	669,650,000.00	00.00
2310010100201	AGUA PARA CONSUMO HUMANO - TALENTO HUMANO / S.G.P. CSF	00.00	58,750,000.00	58,750,000.00	58,750,000.00	58,750,000.00	00.00	58,750,000.00	58,750,000.00	00.00	58,750,000.00	00.00
2310010100201	AGUA PARA CONSUMO HUMANO - TALENTO HUMANO / LIBRE DESTINACION	367,350,000.00	459,350,000.00	826,700,000.00	788,700,000.00	773,200,000.00	15,500,000.00	610,900,000.00	518,500,000.00	92,400,000.00	610,900,000.00	00.00
2310010100202	AGUA PARA CONSUMO HUMANO -	45,591,533.00	(39,842,148.00)	5,749,385.00	4,972,483.00	00.00	4,972,483.00	00.00	00.00	00.00	00.00	00.00
2310010100202	AGUA PARA CONSUMO HUMANO - MATERIALES Y SUMINISTROS / S.G.P. CSF	45,591,533.00	(39,842,148.00)	5,749,385.00	4,972,483.00	00.00	4,972,483.00	00.00	00.00	00.00	00.00	00.00
2310010100203	AGUA PARA CONS HUMANO -	56,587,500.00	(31,881,300.00)	24,706,200.00	17,899,560.00	17,899,560.00	00.00	00.00	00.00	00.00	00.00	00.00
2310010100203	AGUA PARA CONS HUMANO - COMPRA DE EQUIPO / S.G.P. CSF	56,587,500.00	(51,930,000.00)	4,657,500.00	1,093,169.00	1,093,169.00	00.00	00.00	00.00	00.00	00.00	00.00
2310010100203	AGUA PARA CONS HUMANO - COMPRA DE EQUIPO / RECURSOS PROPIOS GOBERNACION	00.00	20,048,700.00	20,048,700.00	16,806,391.00	16,806,391.00	00.00	00.00	00.00	00.00	00.00	00.00
2310010100204	AGUA PARA CONS HUMANO -	19,553,070.00	4,544,430.00	24,097,500.00	14,844,969.00	00.00	14,844,969.00	00.00	00.00	00.00	00.00	00.00
2310010100204	AGUA PARA CONS HUMANO - MANTENIMIENTO / S.G.P. CSF	19,553,070.00	(19,553,070.00)	00.00	00.00	00.00	00.00	00.00	00.00	00.00	00.00	00.00
2310010100204	AGUA PARA CONS HUMANO - MANTENIMIENTO / LIBRE DESTINACION	00.00	24,097,500.00	24,097,500.00	14,844,969.00	00.00	14,844,969.00	00.00	00.00	00.00	00.00	00.00
23100101004	ALIMENTOS Y MEDICAMENTOS	521,215,100.00	626,250,000.00	1,147,465,100.00	1,103,175,000.00	1,094,475,000.00	8,700,000.00	888,840,000.00	741,550,000.00	147,290,000.00	888,840,000.00	00.00
2310010100401	ALIMENTOS Y MEDICAMENTOS - TALENTO HUMANO	513,325,000.00	627,250,000.00	1,140,575,000.00	1,103,175,000.00	1,094,475,000.00	8,700,000.00	888,840,000.00	741,550,000.00	147,290,000.00	888,840,000.00	00.00
2310010100401	ALIMENTOS Y MEDICAMENTOS - TALENTO HUMANO / S.G.P. CSF	00.00	48,650,000.00	48,650,000.00	48,650,000.00	48,650,000.00	00.00	48,650,000.00	48,650,000.00	00.00	48,650,000.00	00.00
2310010100401	ALIMENTOS Y MEDICAMENTOS - TALENTO HUMANO / LIBRE DESTINACION	513,325,000.00	578,600,000.00	1,091,925,000.00	1,054,525,000.00	1,045,825,000.00	8,700,000.00	840,190,000.00	692,900,000.00	147,290,000.00	840,190,000.00	00.00
2310010100402	ALIMENTOS Y MEDICAMENTOS -	6,890,100.00	00.00	6,890,100.00	00.00	00.00	00.00	00.00	00.00	00.00	00.00	00.00
2310010100402	ALIMENTOS Y MEDICAMENTOS - MATERIALES Y SUMINISTROS / S.G.P. CSF	6,890,100.00	00.00	6,890,100.00	00.00	00.00	00.00	00.00	00.00	00.00	00.00	00.00
2310010100403	ALIMENTOS Y MEDICAMENTOS-	1,000,000.00	(1,000,000.00)	00.00	00.00	00.00	00.00	00.00	00.00	00.00	00.00	00.00
2310010100403	ALIMENTOS Y MEDICAMENTOS- COMPRA DE EQUIPOS / S.G.P. CSF	1,000,000.00	(1,000,000.00)	00.00	00.00	00.00	00.00	00.00	00.00	00.00	00.00	00.00
23100101005	AGUAS RESIDUALES Y	1,042,550,000.00	1,318,557,669.00	2,361,107,669.00	2,303,625,000.00	2,288,400,000.00	15,225,000.00	1,890,715,051.00	1,580,650,000.00	310,065,051.00	1,890,715,051.00	00.00
2310010100501	AGUAS RESIDUALES Y RESIDUOS SOLIDOS TALENTO HUMANO	1,040,550,000.00	1,320,557,669.00	2,361,107,669.00	2,303,625,000.00	2,288,400,000.00	15,225,000.00	1,890,715,051.00	1,580,650,000.00	310,065,051.00	1,890,715,051.00	00.00
2310010100501	AGUAS RESIDUALES Y RESIDUOS SOLIDOS TALENTO HUMANO / S.G.P. CSF	00.00	126,850,000.00	126,850,000.00	126,850,000.00	126,850,000.00	00.00	126,850,000.00	126,850,000.00	00.00	126,850,000.00	00.00

EJECUCION PRESUPUESTAL DE GASTOS

RUBRO	DESCRIPCION	APROPIACION INICIAL	MODIFICACIONES	APROPIACION VIGENTE	DISPONIBILIDADES	COMPROMISOS	DISPONIBILIDADES ABIERTAS	OBLIGACIONES	PAGOS ANTERIORES	PAGOS DEL MES	PAGOS ACUMULADOS	OBLIGACIONES POR PAGAR
		1	2	3	4	5	6= (4-5)	7	8	9	10 = (8+9)	11=(7-10)
2310010100501	AGUAS RESIDUALES Y RESIDUOS SOLIDOS TALENTO HUMANO / LIBRE DESTINACION	1,040,550,000.00	1,193,707,669.00	2,234,257,669.00	2,176,775,000.00	2,161,550,000.00	15,225,000.00	1,763,865,051.00	1,453,800,000.00	310,065,051.00	1,763,865,051.00	00.00
2310010100502	AGUAS RESIDUALES Y RESIDUOS SOLIDOS -	1,000,000.00	(1,000,000.00)	00.00	00.00	00.00	00.00	00.00	00.00	00.00	00.00	00.00
2310010100502	AGUAS RESIDUALES Y RESIDUOS SOLIDOS - MATERIALES Y SUMINISTROS / S.G.P. CSF	1,000,000.00	(1,000,000.00)	00.00	00.00	00.00	00.00	00.00	00.00	00.00	00.00	00.00
2310010100503	AGUAS RESIDUALES Y	1,000,000.00	(1,000,000.00)	00.00	00.00	00.00	00.00	00.00	00.00	00.00	00.00	00.00
2310010100503	AGUAS RESIDUALES Y RESIDUOS SOLIDOS -COMPRA DE EQUIPOS / S.G.P. CSF	1,000,000.00	(1,000,000.00)	00.00	00.00	00.00	00.00	00.00	00.00	00.00	00.00	00.00
23100101007	ENFERMEDADES TRANSMITIDAS	1,368,953,000.00	1,545,642,000.00	2,914,595,000.00	2,848,520,000.00	2,841,995,000.00	6,525,000.00	2,295,670,000.00	1,915,345,000.00	380,325,000.00	2,295,670,000.00	00.00
2310010100701	ENFERMEDADES TRANSMITIDAS POR VECTORES - TALENTO HUMANO	1,334,953,000.00	1,554,642,000.00	2,889,595,000.00	2,848,520,000.00	2,841,995,000.00	6,525,000.00	2,295,670,000.00	1,915,345,000.00	380,325,000.00	2,295,670,000.00	00.00
2310010100701	ENFERMEDADES TRANSMITIDAS POR VECTORES - TALENTO HUMANO / S.G.P. CSF	00.00	222,950,000.00	222,950,000.00	222,950,000.00	222,950,000.00	00.00	220,050,000.00	218,600,000.00	1,450,000.00	220,050,000.00	00.00
2310010100701	ENFERMEDADES TRANSMITIDAS POR VECTORES - TALENTO HUMANO / LIBRE DESTINACION	1,334,953,000.00	1,331,692,000.00	2,666,645,000.00	2,625,570,000.00	2,619,045,000.00	6,525,000.00	2,075,620,000.00	1,696,745,000.00	378,875,000.00	2,075,620,000.00	00.00
2310010100702	ENFERMEDADES TRANSMITIDAS POR VECTORES - MATERIALES	33,000,000.00	(8,000,000.00)	25,000,000.00	00.00	00.00	00.00	00.00	00.00	00.00	00.00	00.00
2310010100702	ENFERMEDADES TRANSMITIDAS POR VECTORES - MATERIALES Y SUMINISTROS / MINPROTECCION ETV	00.00	00.00	00.00	00.00	00.00	00.00	00.00	00.00	00.00	00.00	00.00
2310010100702	ENFERMEDADES TRANSMITIDAS POR VECTORES - MATERIALES Y SUMINISTROS / S.G.P. CSF	33,000,000.00	(33,000,000.00)	00.00	00.00	00.00	00.00	00.00	00.00	00.00	00.00	00.00
2310010100702	ENFERMEDADES TRANSMITIDAS POR VECTORES - MATERIALES Y SUMINISTROS / LIBRE DESTINACION	00.00	25,000,000.00	25,000,000.00	00.00	00.00	00.00	00.00	00.00	00.00	00.00	00.00
2310010100703	ENFERMEDADES TRANSMITIDAS POR VECTORES -COMPRA DE	1,000,000.00	(1,000,000.00)	00.00	00.00	00.00	00.00	00.00	00.00	00.00	00.00	00.00
2310010100703	ENFERMEDADES TRANSMITIDAS POR VECTORES -COMPRA DE EQUIPOS / S.G.P. CSF	1,000,000.00	(1,000,000.00)	00.00	00.00	00.00	00.00	00.00	00.00	00.00	00.00	00.00
23100101008	ZOONOSIS	669,221,594.00	828,925,000.00	1,498,146,594.00	1,463,279,250.00	1,459,654,250.00	3,625,000.00	1,184,754,250.00	1,008,929,250.00	175,825,000.00	1,184,754,250.00	00.00
2310010100801	ZOONOSIS - TALENTO HUMANO	657,375,000.00	822,925,000.00	1,480,300,000.00	1,463,279,250.00	1,459,654,250.00	3,625,000.00	1,184,754,250.00	1,008,929,250.00	175,825,000.00	1,184,754,250.00	00.00
2310010100801	ZOONOSIS - TALENTO HUMANO / S.G.P. CSF	00.00	74,200,000.00	74,200,000.00	74,200,000.00	74,200,000.00	00.00	74,200,000.00	74,200,000.00	00.00	74,200,000.00	00.00
2310010100801	ZOONOSIS - TALENTO HUMANO / LIBRE DESTINACION	657,375,000.00	748,725,000.00	1,406,100,000.00	1,389,079,250.00	1,385,454,250.00	3,625,000.00	1,110,554,250.00	934,729,250.00	175,825,000.00	1,110,554,250.00	00.00
2310010100802	ZOONOSIS - MATERIALES Y	10,000,000.00	6,000,000.00	16,000,000.00	00.00	00.00	00.00	00.00	00.00	00.00	00.00	00.00
2310010100802	ZOONOSIS - MATERIALES Y SUMINISTROS / S.G.P. CSF	10,000,000.00	(6,000,000.00)	4,000,000.00	00.00	00.00	00.00	00.00	00.00	00.00	00.00	00.00

EJECUCION PRESUPUESTAL DE GASTOS

[illegible]

**EJECUCION PRESUPUESTAL DE GASTOS
CORRESPONDIENTE AL MES DE OCTUBRE DE 2021**


RUBRO	DESCRIPCION	APROPICIACION INICIAL	MODIFICACIONES	APROPICIACION VIGENTE	DISPONIBILIDADES	COMPROMISOS	DISPONIBILIDADES ABIERTAS	OBLIGACIONES	PAGOS ANTERIORES	PAGOS DEL MES	PAGOS ACUMULADOS	OBLIGACIONES POR PAGAR
		1	2	3	4	5	6= (4-5)	7	8	9	10 = (8+9)	11=(7-10)
2310010101106	Por el mejoramiento de la gestion y el desempeño insitucional -	105,060,000.00	(23,879,626.00)	81,180,374.00	81,180,374.00	81,180,374.00	00.00	66,420,303.97	59,040,269.97	7,380,034.00	66,420,303.97	00.00
2310010101106	Por el mejoramiento de la gestion y el desempeño insitucional - Arrendamientos / Rentas Cedidas / REN	105,060,000.00	(23,879,626.00)	81,180,374.00	81,180,374.00	81,180,374.00	00.00	66,420,303.97	59,040,269.97	7,380,034.00	66,420,303.97	00.00
2310010101107	Por el mejoramiento de la gestion y el desempeño insitucional -	100,000,000.00	69,000,000.00	169,000,000.00	92,678,356.00	92,678,356.00	00.00	92,678,356.00	92,678,356.00	00.00	92,678,356.00	00.00
2310010101107	Por el mejoramiento de la gestion y el desempeño insitucional -Vigilancia y seguridad / Rentas Cedit	100,000,000.00	69,000,000.00	169,000,000.00	92,678,356.00	92,678,356.00	00.00	92,678,356.00	92,678,356.00	00.00	92,678,356.00	00.00
23100101012	ESTABLECIMIENTOS DE INTERES	452,200,000.00	652,800,000.00	1,105,000,000.00	1,066,610,000.00	1,066,610,000.00	00.00	807,344,000.00	665,444,000.00	141,900,000.00	807,344,000.00	00.00
2310010101201	ESTABLECIMIENTOS DE INTERES SANITARIO- Talento Humano	451,200,000.00	653,800,000.00	1,105,000,000.00	1,066,610,000.00	1,066,610,000.00	00.00	807,344,000.00	665,444,000.00	141,900,000.00	807,344,000.00	00.00
2310010101201	ESTABLECIMIENTOS DE INTERES SANITARIO- Talento Humano / S.G.P. CSF	00.00	63,200,000.00	63,200,000.00	59,600,000.00	59,600,000.00	00.00	59,600,000.00	59,600,000.00	00.00	59,600,000.00	00.00
2310010101201	ESTABLECIMIENTOS DE INTERES SANITARIO- Talento Humano / LIBRE DESTINACION	451,200,000.00	590,600,000.00	1,041,800,000.00	1,007,010,000.00	1,007,010,000.00	00.00	747,744,000.00	605,844,000.00	141,900,000.00	747,744,000.00	00.00
2310010101202	ESTABLECIMIENTOS DE INTERES	1,000,000.00	(1,000,000.00)	00.00	00.00	00.00	00.00	00.00	00.00	00.00	00.00	00.00
2310010101202	ESTABLECIMIENTOS DE INTERES SANITARIO-Materiales y suministros / S.G.P. CSF	1,000,000.00	(1,000,000.00)	00.00	00.00	00.00	00.00	00.00	00.00	00.00	00.00	00.00
2310010101204	ESTABLECIMIENTOS DE INTERES SANITARIO- Mantenimiento de	00.00	00.00	00.00	00.00	00.00	00.00	00.00	00.00	00.00	00.00	00.00
23100102	CONTRATACION DE INSUMOS Y PRESTACION DE SERVICIOS	472,599,264.00	(191,374,685.00)	281,224,579.00	230,573,579.42	221,224,579.42	9,349,000.00	91,254,637.94	69,818,805.80	21,435,832.14	91,254,637.94	00.00
23100102	CONTRATACION DE INSUMOS Y PRESTACION DE SERVICIOS / RENTAS CEDIDAS	292,583,858.00	(81,359,279.00)	211,224,579.00	191,224,579.42	191,224,579.42	00.00	80,052,080.94	68,229,540.80	11,822,540.14	80,052,080.94	00.00
23100102	CONTRATACION DE INSUMOS Y PRESTACION DE SERVICIOS / S.G.P. CSF	180,015,406.00	(110,015,406.00)	70,000,000.00	39,349,000.00	30,000,000.00	9,349,000.00	11,202,557.00	1,589,265.00	9,613,292.00	11,202,557.00	00.00
3	Reserva de Apropiación	00.00	00.00	00.00	00.00	00.00	00.00	00.00	00.00	00.00	00.00	00.00
4	Reservas de Caja	419,323,122.00	00.00	419,323,122.00	418,844,100.00	418,844,100.00	00.00	418,844,100.00	417,877,100.00	00.00	417,877,100.00	967,000.00
41	GASTOS FUNCIONAMIENTO	171,709,058.00	00.00	171,709,058.00	171,709,058.00	171,709,058.00	00.00	171,709,058.00	171,709,058.00	00.00	171,709,058.00	00.00
4103	TRANSFERENCIAS	171,709,058.00	00.00	171,709,058.00	171,709,058.00	171,709,058.00	00.00	171,709,058.00	171,709,058.00	00.00	171,709,058.00	00.00
410303	DE PREVISIÓN Y SEGURIDAD SOCIAL	171,709,058.00	00.00	171,709,058.00	171,709,058.00	171,709,058.00	00.00	171,709,058.00	171,709,058.00	00.00	171,709,058.00	00.00
41030301	DE PREVISION Y SEGURIDAD SOCIAL	171,709,058.00	00.00	171,709,058.00	171,709,058.00	171,709,058.00	00.00	171,709,058.00	171,709,058.00	00.00	171,709,058.00	00.00
41030301004	INTERESES DE CESANTIAS	17,292,895.00	00.00	17,292,895.00	17,292,895.00	17,292,895.00	00.00	17,292,895.00	17,292,895.00	00.00	17,292,895.00	00.00
41030301004	INTERESES DE CESANTIAS / RENTAS CEDIDAS	17,292,895.00	00.00	17,292,895.00	17,292,895.00	17,292,895.00	00.00	17,292,895.00	17,292,895.00	00.00	17,292,895.00	00.00
41030301006	FONDOS ADMINISTRADORES DE	140,099,937.00	00.00	140,099,937.00	140,099,937.00	140,099,937.00	00.00	140,099,937.00	140,099,937.00	00.00	140,099,937.00	00.00


EJECUCION PRESUPUESTAL DE GASTOS
CORRESPONDIENTE AL MES DE OCTUBRE DE 2021


RUBRO	DESCRIPCION	APROPIACION INICIAL	MODIFICACIONES	APROPIACION VIGENTE	DISPONIBILIDADES	COMPROMISOS	DISPONIBILIDADES ABIERTAS	OBLIGACIONES	PAGOS ANTERIORES	PAGOS DEL MES	PAGOS ACUMULADOS	OBLIGACIONES POR PAGAR
		1	2	3	4	5	6= (4-5)	7	8	9	10 = (8+9)	11=(7-10)
41030301006	FONDOS ADMINISTRADORES DE CESANTIAS PRIVADOS / RENTAS CEDIDAS	140,099,937.00	00.00	140,099,937.00	140,099,937.00	140,099,937.00	00.00	140,099,937.00	140,099,937.00	00.00	140,099,937.00	00.00
41030301007	FONDOS ADMINISTRADORES	14,316,226.00	00.00	14,316,226.00	14,316,226.00	14,316,226.00	00.00	14,316,226.00	14,316,226.00	00.00	14,316,226.00	00.00
41030301007	FONDOS ADMINISTRADORES DE CESANTIAS PUBLICOS / RENTAS CEDIDAS	14,316,226.00	00.00	14,316,226.00	14,316,226.00	14,316,226.00	00.00	14,316,226.00	14,316,226.00	00.00	14,316,226.00	00.00
43	GASTOS DE INVERSIÓN	247,614,064.00	00.00	247,614,064.00	247,135,042.00	247,135,042.00	00.00	247,135,042.00	246,168,042.00	00.00	246,168,042.00	967,000.00
4301	GASTOS DE PERSONAL	221,626,182.00	00.00	221,626,182.00	221,158,539.00	221,158,539.00	00.00	221,158,539.00	221,158,539.00	00.00	221,158,539.00	00.00
430101	SERVICIOS PERSONALES ASOCIADOS A NÓMINA (OPE)	3,316,630.00	00.00	3,316,630.00	3,316,630.00	3,316,630.00	00.00	3,316,630.00	3,316,630.00	00.00	3,316,630.00	00.00
43010101	SUELDOS DE PERSONAL DE NÓMINA	50,646.00	00.00	50,646.00	50,646.00	50,646.00	00.00	50,646.00	50,646.00	00.00	50,646.00	00.00
43010101001	SUELDOS	50,646.00	00.00	50,646.00	50,646.00	50,646.00	00.00	50,646.00	50,646.00	00.00	50,646.00	00.00
43010101001	SUELDOS / MINPROTECCION ETV	50,646.00	00.00	50,646.00	50,646.00	50,646.00	00.00	50,646.00	50,646.00	00.00	50,646.00	00.00
43010105	OTROS	3,265,984.00	00.00	3,265,984.00	3,265,984.00	3,265,984.00	00.00	3,265,984.00	3,265,984.00	00.00	3,265,984.00	00.00
43010105001	BONIFICACIÓN ESPECIAL DE RECREACIÓN	3,216.00	00.00	3,216.00	3,216.00	3,216.00	00.00	3,216.00	3,216.00	00.00	3,216.00	00.00
43010105001	BONIFICACIÓN ESPECIAL DE RECREACIÓN / MINPROTECCION ETV	3,216.00	00.00	3,216.00	3,216.00	3,216.00	00.00	3,216.00	3,216.00	00.00	3,216.00	00.00
43010105002	BONIFICACION SERVICIOS	1,111,258.00	00.00	1,111,258.00	1,111,258.00	1,111,258.00	00.00	1,111,258.00	1,111,258.00	00.00	1,111,258.00	00.00
43010105002	BONIFICACION SERVICIOS PRESTADOS / MINPROTECCION ETV	1,111,258.00	00.00	1,111,258.00	1,111,258.00	1,111,258.00	00.00	1,111,258.00	1,111,258.00	00.00	1,111,258.00	00.00
43010105005	PRIMA DE SERVICIO	277,295.00	00.00	277,295.00	277,295.00	277,295.00	00.00	277,295.00	277,295.00	00.00	277,295.00	00.00
43010105005	PRIMA DE SERVICIO / MINPROTECCION ETV	277,295.00	00.00	277,295.00	277,295.00	277,295.00	00.00	277,295.00	277,295.00	00.00	277,295.00	00.00
43010105006	PRIMA DE VACACIONES	2,026.00	00.00	2,026.00	2,026.00	2,026.00	00.00	2,026.00	2,026.00	00.00	2,026.00	00.00
43010105006	PRIMA DE VACACIONES / MINPROTECCION ETV	2,026.00	00.00	2,026.00	2,026.00	2,026.00	00.00	2,026.00	2,026.00	00.00	2,026.00	00.00
43010105007	PRIMA DE NAVIDAD	1,248,126.00	00.00	1,248,126.00	1,248,126.00	1,248,126.00	00.00	1,248,126.00	1,248,126.00	00.00	1,248,126.00	00.00
43010105007	PRIMA DE NAVIDAD / MINPROTECCION ETV	1,248,126.00	00.00	1,248,126.00	1,248,126.00	1,248,126.00	00.00	1,248,126.00	1,248,126.00	00.00	1,248,126.00	00.00
43010105008	PRIMAS EXTRA	624,063.00	00.00	624,063.00	624,063.00	624,063.00	00.00	624,063.00	624,063.00	00.00	624,063.00	00.00
43010105008	PRIMAS EXTRA / MINPROTECCION ETV	624,063.00	00.00	624,063.00	624,063.00	624,063.00	00.00	624,063.00	624,063.00	00.00	624,063.00	00.00
430105	CONTRIBUCIONES INHERENTES A LA NOMINA SECTOR PRIVADO Y	218,309,552.00	00.00	218,309,552.00	217,841,909.00	217,841,909.00	00.00	217,841,909.00	217,841,909.00	00.00	217,841,909.00	00.00
43010501	ADMINISTRADAS POR EL SECTOR PRIVADO	193,319,776.00	00.00	193,319,776.00	192,852,133.00	192,852,133.00	00.00	192,852,133.00	192,852,133.00	00.00	192,852,133.00	00.00
43010501002	FONDOS ADMINISTRADORES DE CESANTIAS PRIVADOS	193,319,776.00	00.00	193,319,776.00	192,852,133.00	192,852,133.00	00.00	192,852,133.00	192,852,133.00	00.00	192,852,133.00	00.00
43010501002	FONDOS ADMINISTRADORES DE CESANTIAS PRIVADOS / MINPROTECCION ETV	59,917,888.00	00.00	59,917,888.00	59,450,245.00	59,450,245.00	00.00	59,450,245.00	59,450,245.00	00.00	59,450,245.00	00.00

**EJECUCION PRESUPUESTAL DE GASTOS
CORRESPONDIENTE AL MES DE OCTUBRE DE 2021**

RUBRO	DESCRIPCION	APROPIACION INICIAL	MODIFICACIONES	APROPIACION VIGENTE	DISPONIBILIDADES	COMPROMISOS	DISPONIBILIDADES ABIERTAS	OBLIGACIONES	PAGOS ANTERIORES	PAGOS DEL MES	PAGOS ACUMULADOS	OBLIGACIONES POR PAGAR
		1	2	3	4	5	6= (4-5)	7	8	9	10 = (8+9)	11=(7-10)
43010501002	FONDOS ADMINISTRADORES DE CESANTIAS PRIVADOS / S.G.P. CSF	133,401,888.00	00.00	133,401,888.00	133,401,888.00	133,401,888.00	00.00	133,401,888.00	133,401,888.00	00.00	133,401,888.00	00.00
43010502	ADMINISTRADAS POR EL SECTOR	24,989,776.00	00.00	24,989,776.00	24,989,776.00	24,989,776.00	00.00	24,989,776.00	24,989,776.00	00.00	24,989,776.00	00.00
43010502004	FONDOS ADMINISTRADORES DE CESANTIAS PUBLICOS	24,989,776.00	00.00	24,989,776.00	24,989,776.00	24,989,776.00	00.00	24,989,776.00	24,989,776.00	00.00	24,989,776.00	00.00
43010502004	FONDOS ADMINISTRADORES DE CESANTIAS PUBLICOS / MINPROTECCION ETV	6,248,542.00	00.00	6,248,542.00	6,248,542.00	6,248,542.00	00.00	6,248,542.00	6,248,542.00	00.00	6,248,542.00	00.00
43010502004	FONDOS ADMINISTRADORES DE CESANTIAS PUBLICOS / S.G.P. CSF	18,741,234.00	00.00	18,741,234.00	18,741,234.00	18,741,234.00	00.00	18,741,234.00	18,741,234.00	00.00	18,741,234.00	00.00
4303	TRANSFERENCIAS	25,020,882.00	00.00	25,020,882.00	25,009,503.00	25,009,503.00	00.00	25,009,503.00	25,009,503.00	00.00	25,009,503.00	00.00
430303	DE PREVISION Y SEGURIDAD SOCIAL	25,020,882.00	00.00	25,020,882.00	25,009,503.00	25,009,503.00	00.00	25,009,503.00	25,009,503.00	00.00	25,009,503.00	00.00
430303001	INTERESES DE CESANTIAS	25,020,882.00	00.00	25,020,882.00	25,009,503.00	25,009,503.00	00.00	25,009,503.00	25,009,503.00	00.00	25,009,503.00	00.00
430303001	INTERESES DE CESANTIAS / MINPROTECCION ETV	7,736,958.00	00.00	7,736,958.00	7,725,579.00	7,725,579.00	00.00	7,725,579.00	7,725,579.00	00.00	7,725,579.00	00.00
430303001	INTERESES DE CESANTIAS / S.G.P. CSF	17,283,924.00	00.00	17,283,924.00	17,283,924.00	17,283,924.00	00.00	17,283,924.00	17,283,924.00	00.00	17,283,924.00	00.00
4310	OTROS GASTOS DE INVERSION	967,000.00	00.00	967,000.00	967,000.00	967,000.00	00.00	967,000.00	00.00	00.00	00.00	967,000.00
431001	SUBCUENTA UES	967,000.00	00.00	967,000.00	967,000.00	967,000.00	00.00	967,000.00	00.00	00.00	00.00	967,000.00
43100101	CONTRATACION DE INSUMOS Y PRESTACION DE SERVICIOS	967,000.00	00.00	967,000.00	967,000.00	967,000.00	00.00	967,000.00	00.00	00.00	00.00	967,000.00
43100101007	ENFERMEDADES TRANSMITIDAS POR VECTORES	967,000.00	00.00	967,000.00	967,000.00	967,000.00	00.00	967,000.00	00.00	00.00	00.00	967,000.00
4310010100701	ENFERMEDADES TRANSMITIDAS POR VECTORES - TALENTO HUMANO	967,000.00	00.00	967,000.00	967,000.00	967,000.00	00.00	967,000.00	00.00	00.00	00.00	967,000.00
4310010100701	ENFERMEDADES TRANSMITIDAS POR VECTORES - TALENTO HUMANO / LIBRE DESTINACION	967,000.00	00.00	967,000.00	967,000.00	967,000.00	00.00	967,000.00	00.00	00.00	00.00	967,000.00


Ing. DIEGO VICTORIA MEJIA
Director General


Dr. JULIAN EDUARDO MONTOKA RAMIREZ
Subdirector Administrativo


JACQUELINE LUNA PEREZ
Profesional Universitario