


**EJECUCION PRESUPUESTAL DE INGRESOS
CORRESPONDIENTE AL MES DE MAYO DE 2022**

| RUBRO | DESCRIPCION | PRESUPUESTO INICIAL | MODIFICACIONES | TOTAL PRESUPUESTO | RECAUDOS ANTERIORES | RECAUDOS DEL MES | RECAUDOS ACUMULADOS | POR RECAUDAR | % REC |
|-----------------------|--|---------------------|----------------|-------------------|---------------------|------------------|---------------------|-------------------|-------|
| 1 | INGRESOS | 22,688,281,205.00 | 00.00 | 22,688,281,205.00 | 7,590,262,610.20 | 4,333,640,445.63 | 11,923,903,055.83 | 10,764,378,149.17 | 52.56 |
| 1.1 | INGRESOS CORRIENTES | 22,688,281,205.00 | 00.00 | 22,688,281,205.00 | 7,495,172,426.00 | 4,323,068,319.00 | 11,818,240,745.00 | 10,870,040,460.00 | 52.09 |
| 1.1.02 | INGRESOS NO TRIBUTARIOS | 22,688,281,205.00 | 00.00 | 22,688,281,205.00 | 7,495,172,426.00 | 4,323,068,319.00 | 11,818,240,745.00 | 10,870,040,460.00 | 52.09 |
| 1.1.02.05 | Ventas de bienes y servicios | 22,688,281,205.00 | 00.00 | 22,688,281,205.00 | 7,495,172,426.00 | 4,323,068,319.00 | 11,818,240,745.00 | 10,870,040,460.00 | 52.09 |
| 1.1.02.05.001 | Ventas de establecimientos de mercado | 22,688,281,205.00 | 00.00 | 22,688,281,205.00 | 7,495,172,426.00 | 4,323,068,319.00 | 11,818,240,745.00 | 10,870,040,460.00 | 52.09 |
| 1.1.02.05.001.009 | Servicios para la comunidad, sociales y personales | 22,688,281,205.00 | 00.00 | 22,688,281,205.00 | 7,495,172,426.00 | 4,323,068,319.00 | 11,818,240,745.00 | 10,870,040,460.00 | 52.09 |
| 1.1.02.05.001.009.001 | Servicios para la comunidad, sociales y personales / RENTAS CEDIDAS | 5,547,059,639.00 | 00.00 | 5,547,059,639.00 | 2,699,526,295.00 | 867,242,718.00 | 3,566,769,013.00 | 1,980,290,626.00 | 64.30 |
| 1.1.02.05.001.009.002 | Servicios para la comunidad, sociales y personales / MINPROTECCION ETV | 1,286,600,000.00 | 00.00 | 1,286,600,000.00 | 00.00 | 00.00 | 00.00 | 1,286,600,000.00 | 00.00 |
| 1.1.02.05.001.009.005 | Servicios para la comunidad, sociales y personales / S.G.P. CSF | 5,719,421,566.00 | 00.00 | 5,719,421,566.00 | 1,345,026,470.00 | 00.00 | 1,345,026,470.00 | 4,374,395,096.00 | 23.52 |
| 1.1.02.05.001.009.007 | Servicios para la comunidad, sociales y personales / LIBRE DESTINACION | 10,135,200,000.00 | 00.00 | 10,135,200,000.00 | 3,450,619,661.00 | 3,455,825,601.00 | 6,906,445,262.00 | 3,228,754,738.00 | 68.14 |
| 1.2 | RECURSOS DE CAPITAL | 00.00 | 00.00 | 00.00 | 95,090,184.20 | 10,572,126.63 | 105,662,310.83 | (105,662,310.83) | 00.00 |
| 1.2.05 | RENDIMIENTOS FINANCIEROS | 00.00 | 00.00 | 00.00 | 4,289,275.20 | 4,284,253.63 | 8,573,528.83 | (8,573,528.83) | 00.00 |
| 1.2.05.02 | RENDIMIENTOS FINANCIEROS | 00.00 | 00.00 | 00.00 | 4,289,275.20 | 4,284,253.63 | 8,573,528.83 | (8,573,528.83) | 00.00 |
| 1.2.05.02.001 | RENDIMIENTOS FINANCIEROS / RENTAS CEDIDAS | 00.00 | 00.00 | 00.00 | 3,507,583.24 | 3,338,067.53 | 6,845,650.77 | (6,845,650.77) | 00.00 |
| 1.2.05.02.002 | RENDIMIENTOS FINANCIEROS / MINPROTECCION ETV | 00.00 | 00.00 | 00.00 | 3,111.00 | 21.00 | 3,132.00 | (3,132.00) | 00.00 |
| 1.2.05.02.004 | RENDIMIENTOS FINANCIEROS / RECURSOS PROPIOS | 00.00 | 00.00 | 00.00 | 634,501.96 | 919,422.10 | 1,553,924.06 | (1,553,924.06) | 00.00 |
| 1.2.05.02.005 | RENDIMIENTOS FINANCIEROS / S.G.P. CSF | 00.00 | 00.00 | 00.00 | 144,079.00 | 26,743.00 | 170,822.00 | (170,822.00) | 00.00 |
| 1.2.09 | RECUPERACION DE CARTERA - PRETAMOS | 00.00 | 00.00 | 00.00 | 90,800,909.00 | 6,287,873.00 | 97,088,782.00 | (97,088,782.00) | 00.00 |
| 1.2.09.04 | De otras empresas | 00.00 | 00.00 | 00.00 | 90,800,909.00 | 6,287,873.00 | 97,088,782.00 | (97,088,782.00) | 00.00 |
| 1.2.09.04.001 | De otras empresas / RENTAS CEDIDAS | 00.00 | 00.00 | 00.00 | 90,800,909.00 | 6,287,873.00 | 97,088,782.00 | (97,088,782.00) | 00.00 |




Ing. DIEGO VICTORIA MEJIA
Director General

EJECUCION PRESUPUESTAL DE INGRESOS
CORRESPONDIENTE AL MES DE MAYO DE 2022



Dr. JULIAN EDUARDO MONTOYA RAMIREZ
Subdirector Administrativo



JACQUELINE LUNA PEREZ
Profesional Universitario

EJECUCION PRESUPUESTAL DE GASTOS
CORRESPONDIENTE AL MES DE MAYO DE 2022

| RUBRO | DESCRIPCION | APROPIACION INICIAL | MODIFICACIONES | APROPIACION VIGENTE | DISPONIBILIDADES | COMPROMISOS | DISPONIBILIDADES ABIERTAS | OBLIGACIONES | PAGOS ANTERIORES | PAGOS DEL MES | PAGOS ACUMULADOS | OBLIGACIONES POR PAGAR |
|-----------------------|--|---------------------|-----------------|---------------------|-------------------|-------------------|---------------------------|------------------|------------------|------------------|------------------|------------------------|
| | | 1 | 2 | 3 | 4 | 5 | 6= (4-5) | 7 | 8 | 9 | 10 = (8+9) | 11=(7-10) |
| 2 | GASTOS DE FUNCIONAMIENTO SERVICIO DE LA DEUDA E INVERSION | 22,688,281,205.00 | 00.00 | 22,688,281,205.00 | 14,811,392,328.83 | 14,486,458,544.33 | 324,933,784.50 | 9,591,322,165.96 | 7,163,973,832.53 | 2,425,783,315.43 | 9,589,757,147.96 | 1,565,018.00 |
| 2.1 | GASTOS DE FUNCIONAMIENTO | 4,947,059,639.00 | 00.00 | 4,947,059,639.00 | 2,072,899,674.50 | 1,867,741,461.00 | 205,158,213.50 | 1,361,688,683.93 | 1,080,081,855.00 | 281,606,828.93 | 1,361,688,683.93 | 00.00 |
| 2.1.1.01 | PLANTA DE PERSONAL PERMANENTE | 3,406,645,983.00 | (86,000,000.00) | 3,320,645,983.00 | 981,026,402.00 | 981,026,402.00 | 00.00 | 981,026,402.00 | 777,850,999.00 | 203,175,403.00 | 981,026,402.00 | 00.00 |
| 2.1.1.01.01 | Factores constitutivos de salario | 2,282,753,456.00 | (20,610,168.00) | 2,262,143,288.00 | 732,794,291.00 | 732,794,291.00 | 00.00 | 732,794,291.00 | 586,661,338.00 | 146,132,953.00 | 732,794,291.00 | 00.00 |
| 2.1.1.01.01.001 | Factores salariales comunes | 2,201,137,022.00 | (20,610,168.00) | 2,180,526,854.00 | 732,794,291.00 | 732,794,291.00 | 00.00 | 732,794,291.00 | 586,661,338.00 | 146,132,953.00 | 732,794,291.00 | 00.00 |
| 2.1.1.01.01.001.01 | Sueldo básico | 1,713,622,148.00 | (34,664,724.00) | 1,678,957,424.00 | 647,420,899.00 | 647,420,899.00 | 00.00 | 647,420,899.00 | 519,292,135.00 | 128,128,764.00 | 647,420,899.00 | 00.00 |
| 2.1.1.01.01.001.01 | Sueldo básico / RENTAS CEDIDAS | 1,713,622,148.00 | (34,664,724.00) | 1,678,957,424.00 | 647,420,899.00 | 647,420,899.00 | 00.00 | 647,420,899.00 | 519,292,135.00 | 128,128,764.00 | 647,420,899.00 | 00.00 |
| 2.1.1.01.01.001.02 | Horas extras, dominicales, festivos | 54,000,000.00 | 15,984,000.00 | 69,984,000.00 | 25,053,146.00 | 25,053,146.00 | 00.00 | 25,053,146.00 | 20,095,493.00 | 4,957,653.00 | 25,053,146.00 | 00.00 |
| 2.1.1.01.01.001.02 | Horas extras, dominicales, festivos y recargos / RENTAS CEDIDAS | 54,000,000.00 | 15,984,000.00 | 69,984,000.00 | 25,053,146.00 | 25,053,146.00 | 00.00 | 25,053,146.00 | 20,095,493.00 | 4,957,653.00 | 25,053,146.00 | 00.00 |
| 2.1.1.01.01.001.04 | Subsidio de alimentación | 14,705,483.00 | 142,772.00 | 14,848,255.00 | 5,055,150.00 | 5,055,150.00 | 00.00 | 5,055,150.00 | 3,969,966.00 | 1,085,184.00 | 5,055,150.00 | 00.00 |
| 2.1.1.01.01.001.04 | Subsidio de alimentación / RENTAS CEDIDAS | 14,705,483.00 | 142,772.00 | 14,848,255.00 | 5,055,150.00 | 5,055,150.00 | 00.00 | 5,055,150.00 | 3,969,966.00 | 1,085,184.00 | 5,055,150.00 | 00.00 |
| 2.1.1.01.01.001.05 | Auxilio de transporte | 23,913,827.00 | 1,395,325.00 | 25,309,152.00 | 8,733,223.00 | 8,733,223.00 | 00.00 | 8,733,223.00 | 6,858,471.00 | 1,874,752.00 | 8,733,223.00 | 00.00 |
| 2.1.1.01.01.001.05 | Auxilio de transporte / RENTAS CEDIDAS | 23,913,827.00 | 1,395,325.00 | 25,309,152.00 | 8,733,223.00 | 8,733,223.00 | 00.00 | 8,733,223.00 | 6,858,471.00 | 1,874,752.00 | 8,733,223.00 | 00.00 |
| 2.1.1.01.01.001.06 | Prima de servicio | 85,000,000.00 | 00.00 | 85,000,000.00 | 00.00 | 00.00 | 00.00 | 00.00 | 00.00 | 00.00 | 00.00 | 00.00 |
| 2.1.1.01.01.001.06 | Prima de servicio / RENTAS CEDIDAS | 85,000,000.00 | 00.00 | 85,000,000.00 | 00.00 | 00.00 | 00.00 | 00.00 | 00.00 | 00.00 | 00.00 | 00.00 |
| 2.1.1.01.01.001.07 | Bonificación por servicios | 54,129,966.00 | 00.00 | 54,129,966.00 | 30,583,615.00 | 30,583,615.00 | 00.00 | 30,583,615.00 | 24,917,405.00 | 5,666,210.00 | 30,583,615.00 | 00.00 |
| 2.1.1.01.01.001.07 | Bonificación por servicios prestados / RENTAS CEDIDAS | 54,129,966.00 | 00.00 | 54,129,966.00 | 30,583,615.00 | 30,583,615.00 | 00.00 | 30,583,615.00 | 24,917,405.00 | 5,666,210.00 | 30,583,615.00 | 00.00 |
| 2.1.1.01.01.001.08 | Prestaciones sociales | 255,765,598.00 | (3,467,541.00) | 252,298,057.00 | 15,948,258.00 | 15,948,258.00 | 00.00 | 15,948,258.00 | 11,527,868.00 | 4,420,390.00 | 15,948,258.00 | 00.00 |
| 2.1.1.01.01.001.08.01 | Prima de navidad | 176,483,413.00 | (3,467,541.00) | 173,015,872.00 | 00.00 | 00.00 | 00.00 | 00.00 | 00.00 | 00.00 | 00.00 | 00.00 |
| 2.1.1.01.01.001.08.01 | Prima de navidad / RENTAS CEDIDAS | 176,483,413.00 | (3,467,541.00) | 173,015,872.00 | 00.00 | 00.00 | 00.00 | 00.00 | 00.00 | 00.00 | 00.00 | 00.00 |
| 2.1.1.01.01.001.08.02 | Prima de vacaciones | 79,282,185.00 | 00.00 | 79,282,185.00 | 15,948,258.00 | 15,948,258.00 | 00.00 | 15,948,258.00 | 11,527,868.00 | 4,420,390.00 | 15,948,258.00 | 00.00 |
| 2.1.1.01.01.001.08.02 | Prima de vacaciones / RENTAS CEDIDAS | 79,282,185.00 | 00.00 | 79,282,185.00 | 15,948,258.00 | 15,948,258.00 | 00.00 | 15,948,258.00 | 11,527,868.00 | 4,420,390.00 | 15,948,258.00 | 00.00 |
| 2.1.1.01.01.002 | Factores salariales especiales | 81,616,434.00 | 00.00 | 81,616,434.00 | 00.00 | 00.00 | 00.00 | 00.00 | 00.00 | 00.00 | 00.00 | 00.00 |
| 2.1.1.01.01.002.06 | Primas extraordinarias | 81,616,434.00 | 00.00 | 81,616,434.00 | 00.00 | 00.00 | 00.00 | 00.00 | 00.00 | 00.00 | 00.00 | 00.00 |
| 2.1.1.01.01.002.06 | Primas extraordinarias / RENTAS CEDIDAS | 81,616,434.00 | 00.00 | 81,616,434.00 | 00.00 | 00.00 | 00.00 | 00.00 | 00.00 | 00.00 | 00.00 | 00.00 |
| 2.1.1.01.02 | Contribuciones inherentes a la | 879,372,404.00 | (98,495,682.00) | 780,876,722.00 | 224,836,500.00 | 224,836,500.00 | 00.00 | 224,836,500.00 | 179,364,500.00 | 45,472,000.00 | 224,836,500.00 | 00.00 |
| 2.1.1.01.02.001 | Aportes a la seguridad social en pensiones | 318,610,254.00 | (99,105,850.00) | 219,504,404.00 | 72,240,800.00 | 72,240,800.00 | 00.00 | 72,240,800.00 | 54,930,400.00 | 17,310,400.00 | 72,240,800.00 | 00.00 |
| 2.1.1.01.02.001 | Aportes a la seguridad social en pensiones / RENTAS CEDIDAS | 318,610,254.00 | (99,105,850.00) | 219,504,404.00 | 72,240,800.00 | 72,240,800.00 | 00.00 | 72,240,800.00 | 54,930,400.00 | 17,310,400.00 | 72,240,800.00 | 00.00 |

EJECUCION PRESUPUESTAL DE GASTOS
CORRESPONDIENTE AL MES DE MAYO DE 2022

| RUBRO | DESCRIPCION | APROPIACION INICIAL | MODIFICACIONES | APROPIACION VIGENTE | DISPONIBILIDADES | COMPROMISOS | DISPONIBILIDADES ABIERTAS | OBLIGACIONES | PAGOS ANTERIORES | PAGOS DEL MES | PAGOS ACUMULADOS | OBLIGACIONES POR PAGAR |
|-----------------------|--|---------------------|----------------|---------------------|------------------|----------------|---------------------------|----------------|------------------|---------------|------------------|------------------------|
| | | 1 | 2 | 3 | 4 | 5 | 6= (4-5) | 7 | 8 | 9 | 10 = (8+9) | 11=(7-10) |
| 2.1.1.01.02.002 | Aportes a la seguridad social en | 154,848,930.00 | 72,764.00 | 154,921,694.00 | 80,096,600.00 | 80,096,600.00 | 00.00 | 80,096,600.00 | 66,886,300.00 | 13,210,300.00 | 80,096,600.00 | 00.00 |
| 2.1.1.01.02.002 | Aportes a la seguridad social en salud / RENTAS CEDIDAS | 154,848,930.00 | 72,764.00 | 154,921,694.00 | 80,096,600.00 | 80,096,600.00 | 00.00 | 80,096,600.00 | 66,886,300.00 | 13,210,300.00 | 80,096,600.00 | 00.00 |
| 2.1.1.01.02.003 | Aportes de cesantías | 207,569,965.00 | 00.00 | 207,569,965.00 | 00.00 | 00.00 | 00.00 | 00.00 | 00.00 | 00.00 | 00.00 | 00.00 |
| 2.1.1.01.02.003 | Aportes de cesantías / RENTAS CEDIDAS | 207,569,965.00 | 00.00 | 207,569,965.00 | 00.00 | 00.00 | 00.00 | 00.00 | 00.00 | 00.00 | 00.00 | 00.00 |
| 2.1.1.01.02.004 | Aportes a cajas de compensación | 80,436,095.00 | 00.00 | 80,436,095.00 | 29,123,200.00 | 29,123,200.00 | 00.00 | 29,123,200.00 | 23,111,300.00 | 6,011,900.00 | 29,123,200.00 | 00.00 |
| 2.1.1.01.02.004 | Aportes a cajas de compensación familiar / RENTAS CEDIDAS | 80,436,095.00 | 00.00 | 80,436,095.00 | 29,123,200.00 | 29,123,200.00 | 00.00 | 29,123,200.00 | 23,111,300.00 | 6,011,900.00 | 29,123,200.00 | 00.00 |
| 2.1.1.01.02.005 | Aportes generales al sistema de | 17,362,041.00 | 537,404.00 | 17,899,445.00 | 6,961,400.00 | 6,961,400.00 | 00.00 | 6,961,400.00 | 5,538,800.00 | 1,422,600.00 | 6,961,400.00 | 00.00 |
| 2.1.1.01.02.005 | Aportes generales al sistema de riesgos laborales / RENTAS CEDIDAS | 17,362,041.00 | 537,404.00 | 17,899,445.00 | 6,961,400.00 | 6,961,400.00 | 00.00 | 6,961,400.00 | 5,538,800.00 | 1,422,600.00 | 6,961,400.00 | 00.00 |
| 2.1.1.01.02.006 | Aportes al ICBF | 60,327,071.00 | 00.00 | 60,327,071.00 | 21,847,500.00 | 21,847,500.00 | 00.00 | 21,847,500.00 | 17,337,700.00 | 4,509,800.00 | 21,847,500.00 | 00.00 |
| 2.1.1.01.02.006 | Aportes al ICBF / RENTAS CEDIDAS | 60,327,071.00 | 00.00 | 60,327,071.00 | 21,847,500.00 | 21,847,500.00 | 00.00 | 21,847,500.00 | 17,337,700.00 | 4,509,800.00 | 21,847,500.00 | 00.00 |
| 2.1.1.01.02.007 | Aportes al SENA | 40,218,048.00 | 00.00 | 40,218,048.00 | 14,567,000.00 | 14,567,000.00 | 00.00 | 14,567,000.00 | 11,560,000.00 | 3,007,000.00 | 14,567,000.00 | 00.00 |
| 2.1.1.01.02.007 | Aportes al SENA / RENTAS CEDIDAS | 40,218,048.00 | 00.00 | 40,218,048.00 | 14,567,000.00 | 14,567,000.00 | 00.00 | 14,567,000.00 | 11,560,000.00 | 3,007,000.00 | 14,567,000.00 | 00.00 |
| 2.1.1.01.03 | Remuneraciones no constitutivas | 244,520,123.00 | 33,105,850.00 | 277,625,973.00 | 23,395,611.00 | 23,395,611.00 | 00.00 | 23,395,611.00 | 11,825,161.00 | 11,570,450.00 | 23,395,611.00 | 00.00 |
| 2.1.1.01.03.001 | Prestaciones sociales | 14,520,123.00 | 23,105,850.00 | 37,625,973.00 | 8,632,851.00 | 8,632,851.00 | 00.00 | 8,632,851.00 | 1,352,690.00 | 7,280,161.00 | 8,632,851.00 | 00.00 |
| 2.1.1.01.03.001.01 | Vacaciones | 00.00 | 23,105,850.00 | 23,105,850.00 | 6,777,932.00 | 6,777,932.00 | 00.00 | 6,777,932.00 | 00.00 | 6,777,932.00 | 6,777,932.00 | 00.00 |
| 2.1.1.01.03.001.01 | vacaciones | 00.00 | 23,105,850.00 | 23,105,850.00 | 6,777,932.00 | 6,777,932.00 | 00.00 | 6,777,932.00 | 00.00 | 6,777,932.00 | 6,777,932.00 | 00.00 |
| 2.1.1.01.03.001.02 | Indemnización por vacaciones | 5,000,000.00 | 00.00 | 5,000,000.00 | 00.00 | 00.00 | 00.00 | 00.00 | 00.00 | 00.00 | 00.00 | 00.00 |
| 2.1.1.01.03.001.02 | Indemnización por vacaciones / RENTAS CEDIDAS | 5,000,000.00 | 00.00 | 5,000,000.00 | 00.00 | 00.00 | 00.00 | 00.00 | 00.00 | 00.00 | 00.00 | 00.00 |
| 2.1.1.01.03.001.03 | Bonificación especial de recreación | 9,520,123.00 | 00.00 | 9,520,123.00 | 1,854,919.00 | 1,854,919.00 | 00.00 | 1,854,919.00 | 1,352,690.00 | 502,229.00 | 1,854,919.00 | 00.00 |
| 2.1.1.01.03.001.03 | Bonificación especial de recreación / RENTAS CEDIDAS | 9,520,123.00 | 00.00 | 9,520,123.00 | 1,854,919.00 | 1,854,919.00 | 00.00 | 1,854,919.00 | 1,352,690.00 | 502,229.00 | 1,854,919.00 | 00.00 |
| 2.1.1.01.03.020 | Estímulos a los empleados del | 230,000,000.00 | 10,000,000.00 | 240,000,000.00 | 14,762,760.00 | 14,762,760.00 | 00.00 | 14,762,760.00 | 10,472,471.00 | 4,290,289.00 | 14,762,760.00 | 00.00 |
| 2.1.1.01.03.020 | Estímulos a los empleados del Estado / RENTAS CEDIDAS | 230,000,000.00 | 10,000,000.00 | 240,000,000.00 | 14,762,760.00 | 14,762,760.00 | 00.00 | 14,762,760.00 | 10,472,471.00 | 4,290,289.00 | 14,762,760.00 | 00.00 |
| 2.1.2 | ADQUISICION DE BIENES Y | 1,340,413,656.00 | 104,073,346.00 | 1,444,487,002.00 | 1,018,349,802.50 | 813,191,589.00 | 205,158,213.50 | 307,138,811.93 | 237,171,835.00 | 69,966,976.93 | 307,138,811.93 | 00.00 |
| 2.1.2.01 | ADQUISICION DE ACTIVOS NO FINANCIEROS | 1,000,000.00 | (900,000.00) | 100,000.00 | 00.00 | 00.00 | 00.00 | 00.00 | 00.00 | 00.00 | 00.00 | 00.00 |
| 2.1.2.01.01 | Activos fijos | 1,000,000.00 | (900,000.00) | 100,000.00 | 00.00 | 00.00 | 00.00 | 00.00 | 00.00 | 00.00 | 00.00 | 00.00 |
| 2.1.2.01.01.003 | Maquinaria y equipo | 1,000,000.00 | (900,000.00) | 100,000.00 | 00.00 | 00.00 | 00.00 | 00.00 | 00.00 | 00.00 | 00.00 | 00.00 |
| 2.1.2.01.01.003.03 | Maquinaria de oficina, contabilidad e informática | 1,000,000.00 | (900,000.00) | 100,000.00 | 00.00 | 00.00 | 00.00 | 00.00 | 00.00 | 00.00 | 00.00 | 00.00 |
| 2.1.2.01.01.003.03.02 | Maquinaria de informática y sus partes, piezas y accesorios | 1,000,000.00 | (900,000.00) | 100,000.00 | 00.00 | 00.00 | 00.00 | 00.00 | 00.00 | 00.00 | 00.00 | 00.00 |
| 2.1.2.01.01.003.03.02 | Maquinaria de informática y sus partes, piezas y accesorios / RENTAS CEDIDAS / | 1,000,000.00 | (900,000.00) | 100,000.00 | 00.00 | 00.00 | 00.00 | 00.00 | 00.00 | 00.00 | 00.00 | 00.00 |
| 2.1.2.02 | ADQUISICIONES DIFERENTES DE | 1,339,413,656.00 | 104,973,346.00 | 1,444,387,002.00 | 1,018,349,802.50 | 813,191,589.00 | 205,158,213.50 | 307,138,811.93 | 237,171,835.00 | 69,966,976.93 | 307,138,811.93 | 00.00 |

EJECUCION PRESUPUESTAL DE GASTOS
CORRESPONDIENTE AL MES DE MAYO DE 2022

| RUBRO | DESCRIPCION | APROPIACION INICIAL | MODIFICACIONES | APROPIACION VIGENTE | DISPONIBILIDADES | COMPROMISOS | DISPONIBILIDADES ABIERTAS | OBLIGACIONES | PAGOS ANTERIORES | PAGOS DEL MES | PAGOS ACUMULADOS | OBLIGACIONES POR PAGAR |
|-----------------|--|---------------------|----------------|---------------------|------------------|----------------|---------------------------|----------------|------------------|---------------|------------------|------------------------|
| | | 1 | 2 | 3 | 4 | 5 | 6= (4-5) | 7 | 8 | 9 | 10 = (8+9) | 11=(7-10) |
| 2.1.2.02.01 | Materiales y suministros | 125,793,597.00 | 2,500,000.00 | 128,293,597.00 | 35,912,935.50 | 11,188,190.00 | 24,724,745.50 | 8,688,190.00 | 8,688,190.00 | 00.00 | 8,688,190.00 | 00.00 |
| 2.1.2.02.01.000 | Agricultura, silvicultura y productos de la pesca | 64,793,597.00 | 00.00 | 64,793,597.00 | 33,412,935.50 | 8,688,190.00 | 24,724,745.50 | 8,688,190.00 | 8,688,190.00 | 00.00 | 8,688,190.00 | 00.00 |
| 2.1.2.02.01.000 | Agricultura, silvicultura y productos de la pesca / RENTAS CEDIDAS / | 11,800,000.00 | 00.00 | 11,800,000.00 | 11,794,979.00 | 00.00 | 11,794,979.00 | 00.00 | 00.00 | 00.00 | 00.00 | 00.00 |
| 2.1.2.02.01.000 | Agricultura, silvicultura y productos de la pesca / RENTAS CEDIDAS / | 40,000,000.00 | 00.00 | 40,000,000.00 | 8,688,190.00 | 8,688,190.00 | 00.00 | 8,688,190.00 | 8,688,190.00 | 00.00 | 8,688,190.00 | 00.00 |
| 2.1.2.02.01.000 | Agricultura, silvicultura y productos de la pesca / RENTAS CEDIDAS / | 12,993,597.00 | 00.00 | 12,993,597.00 | 12,929,766.50 | 00.00 | 12,929,766.50 | 00.00 | 00.00 | 00.00 | 00.00 | 00.00 |
| 2.1.2.02.01.002 | Productos alimenticios, bebidas y tabaco; textiles, prendas de vestir | 60,000,000.00 | 00.00 | 60,000,000.00 | 00.00 | 00.00 | 00.00 | 00.00 | 00.00 | 00.00 | 00.00 | 00.00 |
| 2.1.2.02.01.002 | Productos alimenticios, bebidas y tabaco; textiles, prendas de vestir y productos de cuero / RENTAS | 60,000,000.00 | 00.00 | 60,000,000.00 | 00.00 | 00.00 | 00.00 | 00.00 | 00.00 | 00.00 | 00.00 | 00.00 |
| 2.1.2.02.01.003 | Otros bienes transportables (excepto productos metálicos, | 00.00 | 2,500,000.00 | 2,500,000.00 | 2,500,000.00 | 2,500,000.00 | 00.00 | 00.00 | 00.00 | 00.00 | 00.00 | 00.00 |
| 2.1.2.02.01.003 | Otros bienes transportables (excepto productos metálicos, maquinaria y equipo) / RENTAS CEDIDAS / | 00.00 | 2,500,000.00 | 2,500,000.00 | 2,500,000.00 | 2,500,000.00 | 00.00 | 00.00 | 00.00 | 00.00 | 00.00 | 00.00 |
| 2.1.2.02.01.004 | Productos metálicos y paquetes de | 1,000,000.00 | 00.00 | 1,000,000.00 | 00.00 | 00.00 | 00.00 | 00.00 | 00.00 | 00.00 | 00.00 | 00.00 |
| 2.1.2.02.01.004 | Productos metálicos y paquetes de software / RENTAS CEDIDAS / | 1,000,000.00 | 00.00 | 1,000,000.00 | 00.00 | 00.00 | 00.00 | 00.00 | 00.00 | 00.00 | 00.00 | 00.00 |
| 2.1.2.02.02 | Adquisición de servicios | 1,058,500,059.00 | 125,593,346.00 | 1,184,093,405.00 | 850,436,867.00 | 750,339,643.00 | 100,097,224.00 | 246,786,865.93 | 188,314,226.00 | 58,472,639.93 | 246,786,865.93 | 00.00 |
| 2.1.2.02.02.006 | Servicios de alojamiento; servicios de suministro de comidas y bebidas; servicios de transporte; y s | 9,000,000.00 | 00.00 | 9,000,000.00 | 9,000,000.00 | 9,000,000.00 | 00.00 | 00.00 | 00.00 | 00.00 | 00.00 | 00.00 |
| 2.1.2.02.02.006 | Servicios de alojamiento; servicios de suministro de comidas y bebidas; servicios de transporte; y s | 9,000,000.00 | 00.00 | 9,000,000.00 | 9,000,000.00 | 9,000,000.00 | 00.00 | 00.00 | 00.00 | 00.00 | 00.00 | 00.00 |
| 2.1.2.02.02.007 | Servicios financieros y servicios conexos, servicios inmobiliarios y | 282,000,000.00 | 00.00 | 282,000,000.00 | 249,053,690.00 | 249,053,690.00 | 00.00 | 30,190,163.00 | 30,169,338.00 | 20,825.00 | 30,190,163.00 | 00.00 |
| 2.1.2.02.02.007 | Servicios financieros y servicios conexos, servicios inmobiliarios y servicios de leasing / RENTAS C | 11,000,000.00 | 00.00 | 11,000,000.00 | 38,117.00 | 38,117.00 | 00.00 | 38,117.00 | 17,292.00 | 20,825.00 | 38,117.00 | 00.00 |
| 2.1.2.02.02.007 | Servicios financieros y servicios conexos, servicios inmobiliarios y servicios de leasing / RENTAS C | 270,000,000.00 | 00.00 | 270,000,000.00 | 249,015,573.00 | 249,015,573.00 | 00.00 | 30,152,046.00 | 30,152,046.00 | 00.00 | 30,152,046.00 | 00.00 |
| 2.1.2.02.02.007 | Servicios financieros y servicios conexos, servicios inmobiliarios y servicios de leasing / RENTAS C | 1,000,000.00 | 00.00 | 1,000,000.00 | 00.00 | 00.00 | 00.00 | 00.00 | 00.00 | 00.00 | 00.00 | 00.00 |
| 2.1.2.02.02.008 | Servicios prestados a las | 735,500,059.00 | 125,593,346.00 | 861,093,405.00 | 582,873,269.00 | 486,871,325.00 | 96,001,944.00 | 211,182,074.93 | 153,321,344.00 | 57,860,730.93 | 211,182,074.93 | 00.00 |
| 2.1.2.02.02.008 | Servicios prestados a las empresas y servicios de producción / RENTAS CEDIDAS / Servicios generales | 1,000,000.00 | 00.00 | 1,000,000.00 | 00.00 | 00.00 | 00.00 | 00.00 | 00.00 | 00.00 | 00.00 | 00.00 |
| 2.1.2.02.02.008 | Servicios prestados a las empresas y servicios de producción / RENTAS CEDIDAS / | 5,000,000.00 | 00.00 | 5,000,000.00 | 1,333,332.00 | 1,333,332.00 | 00.00 | 1,333,332.00 | 1,333,332.00 | 00.00 | 1,333,332.00 | 00.00 |

**EJECUCION PRESUPUESTAL DE GASTOS
CORRESPONDIENTE AL MES DE MAYO DE 2022**

| RUBRO | DESCRIPCION | APROPIACION INICIAL | MODIFICACIONES | APROPIACION VIGENTE | DISPONIBILIDADES | COMPROMISOS | DISPONIBILIDADES ABIERTAS | OBLIGACIONES | PAGOS ANTERIORES | PAGOS DEL MES | PAGOS ACUMULADOS | OBLIGACIONES POR PAGAR |
|--------------------|---|---------------------|-----------------|---------------------|------------------|----------------|---------------------------|---------------|------------------|---------------|------------------|------------------------|
| | | 1 | 2 | 3 | 4 | 5 | 6=(4-5) | 7 | 8 | 9 | 10=(8+9) | 11=(7-10) |
| 2.1.2.02.02.008 | Servicios prestados a las empresas y servicios de producción / RENTAS CEDIDAS / Servicios de suport | 80,000,000.00 | 00.00 | 80,000,000.00 | 48,790,000.00 | 48,790,000.00 | 00.00 | 27,370,000.00 | 27,370,000.00 | 00.00 | 27,370,000.00 | 00.00 |
| 2.1.2.02.02.008 | Servicios prestados a las empresas y servicios de producción / RENTAS CEDIDAS / Servicios de alojam | 49,980,000.00 | 00.00 | 49,980,000.00 | 42,488,250.00 | 42,488,250.00 | 00.00 | 00.00 | 00.00 | 00.00 | 00.00 | 00.00 |
| 2.1.2.02.02.008 | Servicios prestados a las empresas y servicios de producción / RENTAS CEDIDAS / Servicios de telefo | 14,482,181.00 | 00.00 | 14,482,181.00 | 4,811,153.00 | 4,811,153.00 | 00.00 | 4,811,153.00 | 3,895,874.00 | 915,279.00 | 4,811,153.00 | 00.00 |
| 2.1.2.02.02.008 | Servicios prestados a las empresas y servicios de producción / RENTAS CEDIDAS / Servicios móviles d | 3,121,663.00 | 00.00 | 3,121,663.00 | 927,996.00 | 927,996.00 | 00.00 | 927,996.00 | 927,996.00 | 00.00 | 927,996.00 | 00.00 |
| 2.1.2.02.02.008 | Servicios prestados a las empresas y servicios de producción / RENTAS CEDIDAS / Servicios de acceso | 120,000,000.00 | 2,900,000.00 | 122,900,000.00 | 00.00 | 00.00 | 00.00 | 00.00 | 00.00 | 00.00 | 00.00 | 00.00 |
| 2.1.2.02.02.008 | Servicios prestados a las empresas y servicios de producción / RENTAS CEDIDAS / Servicios de protec | 290,376,829.00 | 00.00 | 290,376,829.00 | 284,147,720.00 | 284,145,776.00 | 1,944.00 | 84,145,776.00 | 57,500,941.00 | 26,644,835.00 | 84,145,776.00 | 00.00 |
| 2.1.2.02.02.008 | Servicios prestados a las empresas y servicios de producción / RENTAS CEDIDAS / Servicios de transm | 149,523,328.00 | 00.00 | 149,523,328.00 | 72,000,002.00 | 72,000,002.00 | 00.00 | 72,000,002.00 | 56,052,544.00 | 15,947,458.00 | 72,000,002.00 | 00.00 |
| 2.1.2.02.02.008 | Servicios prestados a las empresas y servicios de producción / RENTAS CEDIDAS / Servicios de distri | 20,016,058.00 | 00.00 | 20,016,058.00 | 7,928,352.00 | 7,928,352.00 | 00.00 | 7,928,352.00 | 6,240,657.00 | 1,687,695.00 | 7,928,352.00 | 00.00 |
| 2.1.2.02.02.008 | Servicios prestados a las empresas y servicios de producción / RENTAS CEDIDAS / Servicio de manteni | 1,000,000.00 | 00.00 | 1,000,000.00 | 00.00 | 00.00 | 00.00 | 00.00 | 00.00 | 00.00 | 00.00 | 00.00 |
| 2.1.2.02.02.008 | Servicios prestados a las empresas y servicios de producción / RENTAS CEDIDAS / Servicios de manten | 1,000,000.00 | 26,693,346.00 | 27,693,346.00 | 24,446,464.00 | 24,446,464.00 | 00.00 | 12,665,463.93 | 00.00 | 12,665,463.93 | 12,665,463.93 | 00.00 |
| 2.1.2.02.02.008 | Servicios prestados a las empresas y servicios de producción / RENTAS CEDIDAS / | 00.00 | 96,000,000.00 | 96,000,000.00 | 96,000,000.00 | 00.00 | 96,000,000.00 | 00.00 | 00.00 | 00.00 | 00.00 | 00.00 |
| 2.1.2.02.02.009 | Servicios para la comunidad, | 2,000,000.00 | 00.00 | 2,000,000.00 | 00.00 | 00.00 | 00.00 | 00.00 | 00.00 | 00.00 | 00.00 | 00.00 |
| 2.1.2.02.02.009 | Servicios para la comunidad, sociales y personales / RENTAS CEDIDAS / Servicios funerarios para hum | 1,000,000.00 | 00.00 | 1,000,000.00 | 00.00 | 00.00 | 00.00 | 00.00 | 00.00 | 00.00 | 00.00 | 00.00 |
| 2.1.2.02.02.009 | Servicios para la comunidad, sociales y personales / RENTAS CEDIDAS / | 1,000,000.00 | 00.00 | 1,000,000.00 | 00.00 | 00.00 | 00.00 | 00.00 | 00.00 | 00.00 | 00.00 | 00.00 |
| 2.1.2.02.02.010 | Viáticos de los funcionarios en | 30,000,000.00 | 00.00 | 30,000,000.00 | 9,509,908.00 | 5,414,628.00 | 4,095,280.00 | 5,414,628.00 | 4,823,544.00 | 591,084.00 | 5,414,628.00 | 00.00 |
| 2.1.2.02.02.010 | Viáticos de los funcionarios en comisión / RENTAS CEDIDAS | 30,000,000.00 | 00.00 | 30,000,000.00 | 9,509,908.00 | 5,414,628.00 | 4,095,280.00 | 5,414,628.00 | 4,823,544.00 | 591,084.00 | 5,414,628.00 | 00.00 |
| 2.1.2.02.03 | Gastos imprevistos | 155,120,000.00 | (23,120,000.00) | 132,000,000.00 | 132,000,000.00 | 51,663,756.00 | 80,336,244.00 | 51,663,756.00 | 40,169,419.00 | 11,494,337.00 | 51,663,756.00 | 00.00 |
| 2.1.2.02.03 | Gastos imprevistos / RENTAS CEDIDAS | 155,120,000.00 | (23,120,000.00) | 132,000,000.00 | 132,000,000.00 | 51,663,756.00 | 80,336,244.00 | 51,663,756.00 | 40,169,419.00 | 11,494,337.00 | 51,663,756.00 | 00.00 |
| 2.1.3 | TRANSFERENCIAS CORRIENTES | 121,000,000.00 | (18,073,346.00) | 102,926,654.00 | 42,322,245.00 | 42,322,245.00 | 00.00 | 42,322,245.00 | 33,857,796.00 | 8,464,449.00 | 42,322,245.00 | 00.00 |
| 2.1.3.07 | PRESTACIONES PARA CUBRIR RIESGOS SOCIALES | 120,000,000.00 | (18,073,346.00) | 101,926,654.00 | 42,322,245.00 | 42,322,245.00 | 00.00 | 42,322,245.00 | 33,857,796.00 | 8,464,449.00 | 42,322,245.00 | 00.00 |
| 2.1.3.07.02 | Prestaciones sociales relacionadas con el empleo | 120,000,000.00 | (18,073,346.00) | 101,926,654.00 | 42,322,245.00 | 42,322,245.00 | 00.00 | 42,322,245.00 | 33,857,796.00 | 8,464,449.00 | 42,322,245.00 | 00.00 |
| 2.1.3.07.02.001 | Mesadas pensionales (de pensiones) | 120,000,000.00 | (18,073,346.00) | 101,926,654.00 | 42,322,245.00 | 42,322,245.00 | 00.00 | 42,322,245.00 | 33,857,796.00 | 8,464,449.00 | 42,322,245.00 | 00.00 |
| 2.1.3.07.02.001.02 | Mesadas pensionales a cargo de la entidad (de pensiones) | 120,000,000.00 | (18,073,346.00) | 101,926,654.00 | 42,322,245.00 | 42,322,245.00 | 00.00 | 42,322,245.00 | 33,857,796.00 | 8,464,449.00 | 42,322,245.00 | 00.00 |

EJECUCION PRESUPUESTAL DE GASTOS
CORRESPONDIENTE AL MES DE MAYO DE 2022

| RUBRO | DESCRIPCION | APROPIACION INICIAL | MODIFICACIONES | APROPIACION VIGENTE | DISPONIBILIDADES | COMPROMISOS | DISPONIBILIDADES ABIERTAS | OBLIGACIONES | PAGOS ANTERIORES | PAGOS DEL MES | PAGOS ACUMULADOS | OBLIGACIONES POR PAGAR |
|--------------------|---|---------------------|-----------------|---------------------|-------------------|-------------------|---------------------------|------------------|------------------|------------------|------------------|------------------------|
| | | 1 | 2 | 3 | 4 | 5 | 6= (4-5) | 7 | 8 | 9 | 10 = (8+9) | 11=(7-10) |
| 2.1.3.07.02.001.02 | Mesadas pensionales a cargo de la entidad (de pensiones) / RENTAS CEDIDAS | 120,000,000.00 | (18,073,346.00) | 101,926,654.00 | 42,322,245.00 | 42,322,245.00 | 00.00 | 42,322,245.00 | 33,857,796.00 | 8,464,449.00 | 42,322,245.00 | 00.00 |
| 2.1.3.07.02.002 | Cuotas partes pensionales (de | 00.00 | 00.00 | 00.00 | 00.00 | 00.00 | 00.00 | 00.00 | 00.00 | 00.00 | 00.00 | 00.00 |
| 2.1.3.07.02.002.02 | Cuotas partes pensionales (de pensiones) | 00.00 | 00.00 | 00.00 | 00.00 | 00.00 | 00.00 | 00.00 | 00.00 | 00.00 | 00.00 | 00.00 |
| 2.1.3.07.02.003 | Bonos pensionales (de pensiones) | 00.00 | 00.00 | 00.00 | 00.00 | 00.00 | 00.00 | 00.00 | 00.00 | 00.00 | 00.00 | 00.00 |
| 2.1.3.07.02.003.02 | Bonos pensionales a cargo de la entidad (de pensiones) | 00.00 | 00.00 | 00.00 | 00.00 | 00.00 | 00.00 | 00.00 | 00.00 | 00.00 | 00.00 | 00.00 |
| 2.1.3.07.02.031 | Programa de salud ocupacional (no de pensiones) | 00.00 | 00.00 | 00.00 | 00.00 | 00.00 | 00.00 | 00.00 | 00.00 | 00.00 | 00.00 | 00.00 |
| 2.1.3.13 | SENTENCIAS Y CONCILIACIONES | 1,000,000.00 | 00.00 | 1,000,000.00 | 00.00 | 00.00 | 00.00 | 00.00 | 00.00 | 00.00 | 00.00 | 00.00 |
| 2.1.3.13.01 | Fallos nacionales | 1,000,000.00 | 00.00 | 1,000,000.00 | 00.00 | 00.00 | 00.00 | 00.00 | 00.00 | 00.00 | 00.00 | 00.00 |
| 2.1.3.13.01.001 | Sentencias | 500,000.00 | 00.00 | 500,000.00 | 00.00 | 00.00 | 00.00 | 00.00 | 00.00 | 00.00 | 00.00 | 00.00 |
| 2.1.3.13.01.001 | Sentencias / RENTAS CEDIDAS | 500,000.00 | 00.00 | 500,000.00 | 00.00 | 00.00 | 00.00 | 00.00 | 00.00 | 00.00 | 00.00 | 00.00 |
| 2.1.3.13.01.002 | Conciliaciones | 500,000.00 | 00.00 | 500,000.00 | 00.00 | 00.00 | 00.00 | 00.00 | 00.00 | 00.00 | 00.00 | 00.00 |
| 2.1.3.13.01.002 | Conciliaciones / RENTAS CEDIDAS | 500,000.00 | 00.00 | 500,000.00 | 00.00 | 00.00 | 00.00 | 00.00 | 00.00 | 00.00 | 00.00 | 00.00 |
| 2.1.8 | GASTOS POR TRIBUTOS, MULTAS, SANCIONES E | 79,000,000.00 | 00.00 | 79,000,000.00 | 31,201,225.00 | 31,201,225.00 | 00.00 | 31,201,225.00 | 31,201,225.00 | 00.00 | 31,201,225.00 | 00.00 |
| 2.1.8.01 | Impuestos | 17,000,000.00 | 00.00 | 17,000,000.00 | 16,126,143.00 | 16,126,143.00 | 00.00 | 16,126,143.00 | 16,126,143.00 | 00.00 | 16,126,143.00 | 00.00 |
| 2.1.8.01.52 | Impuesto predial unificado | 17,000,000.00 | 00.00 | 17,000,000.00 | 16,126,143.00 | 16,126,143.00 | 00.00 | 16,126,143.00 | 16,126,143.00 | 00.00 | 16,126,143.00 | 00.00 |
| 2.1.8.01.52 | Impuesto predial unificado / RENTAS CEDIDAS | 17,000,000.00 | 00.00 | 17,000,000.00 | 16,126,143.00 | 16,126,143.00 | 00.00 | 16,126,143.00 | 16,126,143.00 | 00.00 | 16,126,143.00 | 00.00 |
| 2.1.8.04 | Contribuciones | 60,000,000.00 | 00.00 | 60,000,000.00 | 15,075,082.00 | 15,075,082.00 | 00.00 | 15,075,082.00 | 15,075,082.00 | 00.00 | 15,075,082.00 | 00.00 |
| 2.1.8.04.01 | Cuota de fiscalización y auditaje | 60,000,000.00 | 00.00 | 60,000,000.00 | 15,075,082.00 | 15,075,082.00 | 00.00 | 15,075,082.00 | 15,075,082.00 | 00.00 | 15,075,082.00 | 00.00 |
| 2.1.8.04.01 | Cuota de fiscalización y auditaje / RENTAS CEDIDAS | 60,000,000.00 | 00.00 | 60,000,000.00 | 15,075,082.00 | 15,075,082.00 | 00.00 | 15,075,082.00 | 15,075,082.00 | 00.00 | 15,075,082.00 | 00.00 |
| 2.1.8.05 | Multas, sanciones e intereses de | 2,000,000.00 | 00.00 | 2,000,000.00 | 00.00 | 00.00 | 00.00 | 00.00 | 00.00 | 00.00 | 00.00 | 00.00 |
| 2.1.8.05.01 | Multas y sanciones | 2,000,000.00 | 00.00 | 2,000,000.00 | 00.00 | 00.00 | 00.00 | 00.00 | 00.00 | 00.00 | 00.00 | 00.00 |
| 2.1.8.05.01.001 | Multas Superintendencias | 500,000.00 | 00.00 | 500,000.00 | 00.00 | 00.00 | 00.00 | 00.00 | 00.00 | 00.00 | 00.00 | 00.00 |
| 2.1.8.05.01.001 | Multas Superintendencias / RENTAS CEDIDAS | 500,000.00 | 00.00 | 500,000.00 | 00.00 | 00.00 | 00.00 | 00.00 | 00.00 | 00.00 | 00.00 | 00.00 |
| 2.1.8.05.01.002 | Multas judiciales | 500,000.00 | 00.00 | 500,000.00 | 00.00 | 00.00 | 00.00 | 00.00 | 00.00 | 00.00 | 00.00 | 00.00 |
| 2.1.8.05.01.002 | Multas judiciales / RENTAS CEDIDAS | 500,000.00 | 00.00 | 500,000.00 | 00.00 | 00.00 | 00.00 | 00.00 | 00.00 | 00.00 | 00.00 | 00.00 |
| 2.1.8.05.01.003 | Sanciones contractuales | 500,000.00 | 00.00 | 500,000.00 | 00.00 | 00.00 | 00.00 | 00.00 | 00.00 | 00.00 | 00.00 | 00.00 |
| 2.1.8.05.01.003 | Sanciones contractuales / RENTAS CEDIDAS | 500,000.00 | 00.00 | 500,000.00 | 00.00 | 00.00 | 00.00 | 00.00 | 00.00 | 00.00 | 00.00 | 00.00 |
| 2.1.8.05.01.004 | Sanciones administrativas | 500,000.00 | 00.00 | 500,000.00 | 00.00 | 00.00 | 00.00 | 00.00 | 00.00 | 00.00 | 00.00 | 00.00 |
| 2.1.8.05.01.004 | Sanciones administrativas / RENTAS CEDIDAS | 500,000.00 | 00.00 | 500,000.00 | 00.00 | 00.00 | 00.00 | 00.00 | 00.00 | 00.00 | 00.00 | 00.00 |
| 2.3 | INVERSIÓN | 17,741,221,566.00 | 00.00 | 17,741,221,566.00 | 12,738,492,654.33 | 12,618,717,083.33 | 119,775,571.00 | 8,229,633,482.03 | 6,083,891,977.53 | 2,144,176,486.50 | 8,228,068,464.03 | 1,565,018.00 |
| 2.3.1 | Gastos de Personal | 6,647,287,094.00 | (90,000,000.00) | 6,557,287,094.00 | 1,993,851,581.00 | 1,943,931,189.00 | 49,920,392.00 | 1,943,931,189.00 | 1,521,171,085.00 | 421,195,086.00 | 1,942,366,171.00 | 1,565,018.00 |

**EJECUCION PRESUPUESTAL DE GASTOS
CORRESPONDIENTE AL MES DE MAYO DE 2022**

| RUBRO | DESCRIPCION | APROPIACION INICIAL | MODIFICACIONES | APROPIACION VIGENTE | DISPONIBILIDADES | COMPROMISOS | DISPONIBILIDADES ABIERTAS | OBLIGACIONES | PAGOS ANTERIORES | PAGOS DEL MES | PAGOS ACUMULADOS | OBLIGACIONES POR PAGAR |
|-----------------------|---|---------------------|-----------------|---------------------|------------------|------------------|---------------------------|------------------|------------------|----------------|------------------|------------------------|
| | | 1 | 2 | 3 | 4 | 5 | 6= (4-5) | 7 | 8 | 9 | 10 = (8+9) | 11=(7-10) |
| 2.3.1.01 | Planta de Personal permanente | 6,647,287,094.00 | (90,000,000.00) | 6,557,287,094.00 | 1,993,851,581.00 | 1,943,931,189.00 | 49,920,392.00 | 1,943,931,189.00 | 1,521,171,085.00 | 421,195,086.00 | 1,942,366,171.00 | 1,565,018.00 |
| 2.3.1.01.01 | Factores constitutivos de salario | 4,779,982,593.00 | 17,702,000.00 | 4,797,684,593.00 | 1,570,293,721.00 | 1,520,373,329.00 | 49,920,392.00 | 1,520,373,329.00 | 1,199,618,063.00 | 319,575,657.00 | 1,519,193,720.00 | 1,179,609.00 |
| 2.3.1.01.01.001 | Factores salariales comunes | 4,779,982,593.00 | 17,702,000.00 | 4,797,684,593.00 | 1,570,293,721.00 | 1,520,373,329.00 | 49,920,392.00 | 1,520,373,329.00 | 1,199,618,063.00 | 319,575,657.00 | 1,519,193,720.00 | 1,179,609.00 |
| 2.3.1.01.01.001.01 | Sueldo Básico | 3,123,891,807.00 | (2,000,000.00) | 3,121,891,807.00 | 1,158,600,054.00 | 1,158,600,054.00 | 00.00 | 1,158,600,054.00 | 937,759,103.00 | 220,840,951.00 | 1,158,600,054.00 | 00.00 |
| 2.3.1.01.01.001.01 | Sueldo Básico / MINPROTECCION ETV | 601,874,894.00 | (2,000,000.00) | 599,874,894.00 | 281,823,702.00 | 281,823,702.00 | 00.00 | 281,823,702.00 | 233,166,247.00 | 48,657,455.00 | 281,823,702.00 | 00.00 |
| 2.3.1.01.01.001.01 | Sueldo Básico / S.G.P. CSF | 2,522,016,913.00 | 00.00 | 2,522,016,913.00 | 876,776,352.00 | 876,776,352.00 | 00.00 | 876,776,352.00 | 704,592,856.00 | 172,183,496.00 | 876,776,352.00 | 00.00 |
| 2.3.1.01.01.001.02 | Horas extras, dominicales, festivos | 8,934,104.00 | 00.00 | 8,934,104.00 | 00.00 | 00.00 | 00.00 | 00.00 | 00.00 | 00.00 | 00.00 | 00.00 |
| 2.3.1.01.01.001.02 | Horas extras, dominicales, festivos y recargos / S.G.P. CSF | 8,934,104.00 | 00.00 | 8,934,104.00 | 00.00 | 00.00 | 00.00 | 00.00 | 00.00 | 00.00 | 00.00 | 00.00 |
| 2.3.1.01.01.001.04 | Subsidio de alimentación | 36,763,709.00 | 7,570,000.00 | 44,333,709.00 | 14,057,667.00 | 14,057,667.00 | 00.00 | 14,057,667.00 | 11,227,143.00 | 2,830,524.00 | 14,057,667.00 | 00.00 |
| 2.3.1.01.01.001.04 | Subsidio de alimentación / MINPROTECCION ETV | 14,705,484.00 | 7,570,000.00 | 22,275,484.00 | 8,335,579.00 | 8,335,579.00 | 00.00 | 8,335,579.00 | 6,714,584.00 | 1,620,995.00 | 8,335,579.00 | 00.00 |
| 2.3.1.01.01.001.04 | Subsidio de alimentación / S.G.P. CSF | 22,058,225.00 | 00.00 | 22,058,225.00 | 5,722,088.00 | 5,722,088.00 | 00.00 | 5,722,088.00 | 4,512,559.00 | 1,209,529.00 | 5,722,088.00 | 00.00 |
| 2.3.1.01.01.001.05 | Auxilio de transporte | 59,784,567.00 | 4,993,000.00 | 64,777,567.00 | 24,285,863.00 | 24,285,863.00 | 00.00 | 24,285,863.00 | 19,395,883.00 | 4,889,980.00 | 24,285,863.00 | 00.00 |
| 2.3.1.01.01.001.05 | Auxilio de transporte / MINPROTECCION ETV | 35,870,740.00 | 2,093,000.00 | 37,963,740.00 | 16,490,016.00 | 16,490,016.00 | 00.00 | 16,490,016.00 | 11,600,036.00 | 4,889,980.00 | 16,490,016.00 | 00.00 |
| 2.3.1.01.01.001.05 | Auxilio de transporte / S.G.P. CSF | 23,913,827.00 | 2,900,000.00 | 26,813,827.00 | 7,795,847.00 | 7,795,847.00 | 00.00 | 7,795,847.00 | 7,795,847.00 | 00.00 | 7,795,847.00 | 00.00 |
| 2.3.1.01.01.001.06 | Prima de servicio | 156,569,347.00 | 00.00 | 156,569,347.00 | 6,229,246.00 | 6,229,246.00 | 00.00 | 6,229,246.00 | 1,201,074.00 | 4,398,268.00 | 5,599,342.00 | 629,904.00 |
| 2.3.1.01.01.001.06 | Prima de servicio / MINPROTECCION ETV | 36,569,347.00 | 00.00 | 36,569,347.00 | 4,398,268.00 | 4,398,268.00 | 00.00 | 4,398,268.00 | 00.00 | 4,398,268.00 | 4,398,268.00 | 00.00 |
| 2.3.1.01.01.001.06 | Prima de servicio / S.G.P. CSF | 120,000,000.00 | 00.00 | 120,000,000.00 | 1,830,978.00 | 1,830,978.00 | 00.00 | 1,830,978.00 | 1,201,074.00 | 00.00 | 1,201,074.00 | 629,904.00 |
| 2.3.1.01.01.001.07 | Bonificación por servicios | 110,883,046.00 | (2,093,000.00) | 108,790,046.00 | 48,817,128.00 | 48,817,128.00 | 00.00 | 48,817,128.00 | 43,749,759.00 | 5,031,123.00 | 48,780,882.00 | 36,246.00 |
| 2.3.1.01.01.001.07 | Bonificación por servicios prestados / MINPROTECCION ETV | 35,411,017.00 | (2,093,000.00) | 33,318,017.00 | 14,263,151.00 | 14,263,151.00 | 00.00 | 14,263,151.00 | 13,280,658.00 | 982,493.00 | 14,263,151.00 | 00.00 |
| 2.3.1.01.01.001.07 | Bonificación por servicios prestados / S.G.P. CSF | 75,472,029.00 | 00.00 | 75,472,029.00 | 34,553,977.00 | 34,553,977.00 | 00.00 | 34,553,977.00 | 30,469,101.00 | 4,048,630.00 | 34,517,731.00 | 36,246.00 |
| 2.3.1.01.01.001.08 | Prestaciones sociales | 639,793,177.00 | 9,232,000.00 | 649,025,177.00 | 44,116,951.00 | 44,116,951.00 | 00.00 | 44,116,951.00 | 24,295,507.00 | 19,307,985.00 | 43,603,492.00 | 513,459.00 |
| 2.3.1.01.01.001.08.01 | Prima de navidad | 333,777,510.00 | 9,232,000.00 | 343,009,510.00 | 5,457,924.00 | 5,457,924.00 | 00.00 | 5,457,924.00 | 545,831.00 | 4,457,429.00 | 5,003,260.00 | 454,664.00 |
| 2.3.1.01.01.001.08.01 | Prima de navidad / MINPROTECCION ETV | 72,734,699.00 | 9,232,000.00 | 81,966,699.00 | 4,457,429.00 | 4,457,429.00 | 00.00 | 4,457,429.00 | 00.00 | 4,457,429.00 | 4,457,429.00 | 00.00 |
| 2.3.1.01.01.001.08.01 | Prima de navidad / S.G.P. CSF | 261,042,811.00 | 00.00 | 261,042,811.00 | 1,000,495.00 | 1,000,495.00 | 00.00 | 1,000,495.00 | 545,831.00 | 00.00 | 545,831.00 | 454,664.00 |
| 2.3.1.01.01.001.08.02 | Prima de vacaciones | 150,931,473.00 | 00.00 | 150,931,473.00 | 38,659,027.00 | 38,659,027.00 | 00.00 | 38,659,027.00 | 23,749,676.00 | 14,850,556.00 | 38,600,232.00 | 58,795.00 |
| 2.3.1.01.01.001.08.02 | Prima de vacaciones / MINPROTECCION ETV | 38,093,069.00 | 00.00 | 38,093,069.00 | 9,705,613.00 | 9,705,613.00 | 00.00 | 9,705,613.00 | 3,304,602.00 | 6,401,011.00 | 9,705,613.00 | 00.00 |
| 2.3.1.01.01.001.08.02 | Prima de vacaciones / S.G.P. CSF | 112,838,404.00 | 00.00 | 112,838,404.00 | 28,953,414.00 | 28,953,414.00 | 00.00 | 28,953,414.00 | 20,445,074.00 | 8,449,545.00 | 28,894,619.00 | 58,795.00 |
| 2.3.1.01.01.001.08.03 | Primas extraordinarias | 155,084,194.00 | 00.00 | 155,084,194.00 | 00.00 | 00.00 | 00.00 | 00.00 | 00.00 | 00.00 | 00.00 | 00.00 |
| 2.3.1.01.01.001.08.03 | Primas extraordinarias / MINPROTECCION ETV | 39,002,713.00 | 00.00 | 39,002,713.00 | 00.00 | 00.00 | 00.00 | 00.00 | 00.00 | 00.00 | 00.00 | 00.00 |
| 2.3.1.01.01.001.08.03 | Primas extraordinarias / S.G.P. CSF | 116,081,481.00 | 00.00 | 116,081,481.00 | 00.00 | 00.00 | 00.00 | 00.00 | 00.00 | 00.00 | 00.00 | 00.00 |
| 2.3.1.01.01.001.09 | Prima técnica salarial | 33,362,836.00 | 00.00 | 33,362,836.00 | 13,252,135.00 | 13,252,135.00 | 00.00 | 13,252,135.00 | 10,601,708.00 | 2,650,427.00 | 13,252,135.00 | 00.00 |
| 2.3.1.01.01.001.09 | Prima técnica salarial / S.G.P. CSF | 33,362,836.00 | 00.00 | 33,362,836.00 | 13,252,135.00 | 13,252,135.00 | 00.00 | 13,252,135.00 | 10,601,708.00 | 2,650,427.00 | 13,252,135.00 | 00.00 |

EJECUCION PRESUPUESTAL DE GASTOS
CORRESPONDIENTE AL MES DE MAYO DE 2022

| RUBRO | DESCRIPCION | APROPIACION INICIAL | MODIFICACIONES | APROPIACION VIGENTE | DISPONIBILIDADES | COMPROMISOS | DISPONIBILIDADES ABIERTAS | OBLIGACIONES | PAGOS ANTERIORES | PAGOS DEL MES | PAGOS ACUMULADOS | OBLIGACIONES POR PAGAR |
|--------------------|---|---------------------|------------------|---------------------|------------------|----------------|---------------------------|----------------|------------------|---------------|------------------|------------------------|
| | | 1 | 2 | 3 | 4 | 5 | 6= (4-5) | 7 | 8 | 9 | 10 = (8+9) | 11=(7-10) |
| 2.3.1.01.01.001.10 | Viáticos de los funcionarios en | 610,000,000.00 | 00.00 | 610,000,000.00 | 260,934,677.00 | 211,014,285.00 | 49,920,392.00 | 211,014,285.00 | 151,387,886.00 | 59,626,399.00 | 211,014,285.00 | 00.00 |
| 2.3.1.01.01.001.10 | Viáticos de los funcionarios en comisión / S.G.P. CSF | 610,000,000.00 | 00.00 | 610,000,000.00 | 260,934,677.00 | 211,014,285.00 | 49,920,392.00 | 211,014,285.00 | 151,387,886.00 | 59,626,399.00 | 211,014,285.00 | 00.00 |
| 2.3.1.01.02 | Contribuciones inherentes a la | 1,665,137,037.00 | (119,702,000.00) | 1,545,435,037.00 | 397,535,297.00 | 397,535,297.00 | 00.00 | 397,535,297.00 | 316,868,591.00 | 80,339,981.00 | 397,208,572.00 | 326,725.00 |
| 2.3.1.01.02.001 | Aportes a la seguridad social en pensiones | 418,368,242.00 | 9,950,000.00 | 428,318,242.00 | 146,336,900.00 | 146,336,900.00 | 00.00 | 146,336,900.00 | 118,266,900.00 | 28,070,000.00 | 146,336,900.00 | 00.00 |
| 2.3.1.01.02.001 | Aportes a la seguridad social en pensiones / MINPROTECCION ETV / Privados | 42,000,000.00 | 9,950,000.00 | 51,950,000.00 | 11,928,300.00 | 11,928,300.00 | 00.00 | 11,928,300.00 | 9,585,300.00 | 2,343,000.00 | 11,928,300.00 | 00.00 |
| 2.3.1.01.02.001 | Aportes a la seguridad social en pensiones / MINPROTECCION ETV / Público | 45,587,644.00 | 00.00 | 45,587,644.00 | 23,869,000.00 | 23,869,000.00 | 00.00 | 23,869,000.00 | 20,049,700.00 | 3,819,300.00 | 23,869,000.00 | 00.00 |
| 2.3.1.01.02.001 | Aportes a la seguridad social en pensiones / S.G.P. CSF / Privados | 98,000,000.00 | 00.00 | 98,000,000.00 | 22,228,100.00 | 22,228,100.00 | 00.00 | 22,228,100.00 | 17,404,200.00 | 4,823,900.00 | 22,228,100.00 | 00.00 |
| 2.3.1.01.02.001 | Aportes a la seguridad social en pensiones / S.G.P. CSF / Público | 232,780,598.00 | 00.00 | 232,780,598.00 | 88,311,500.00 | 88,311,500.00 | 00.00 | 88,311,500.00 | 71,227,700.00 | 17,083,800.00 | 88,311,500.00 | 00.00 |
| 2.3.1.01.02.002 | Aportes a la seguridad social en | 303,388,413.00 | 00.00 | 303,388,413.00 | 108,608,100.00 | 108,608,100.00 | 00.00 | 108,608,100.00 | 88,724,900.00 | 19,883,200.00 | 108,608,100.00 | 00.00 |
| 2.3.1.01.02.002 | Aportes a la seguridad social en salud / MINPROTECCION ETV / Privados | 49,677,505.00 | 00.00 | 49,677,505.00 | 21,546,300.00 | 21,546,300.00 | 00.00 | 21,546,300.00 | 17,961,400.00 | 3,584,900.00 | 21,546,300.00 | 00.00 |
| 2.3.1.01.02.002 | Aportes a la seguridad social en salud / MINPROTECCION ETV / Público | 20,000,000.00 | 00.00 | 20,000,000.00 | 4,175,700.00 | 4,175,700.00 | 00.00 | 4,175,700.00 | 3,395,100.00 | 780,600.00 | 4,175,700.00 | 00.00 |
| 2.3.1.01.02.002 | Aportes a la seguridad social en salud / S.G.P. CSF / Privados | 200,000,000.00 | 00.00 | 200,000,000.00 | 66,358,100.00 | 66,358,100.00 | 00.00 | 66,358,100.00 | 54,269,900.00 | 12,088,200.00 | 66,358,100.00 | 00.00 |
| 2.3.1.01.02.002 | Aportes a la seguridad social en salud / S.G.P. CSF / Público | 33,710,908.00 | 00.00 | 33,710,908.00 | 16,528,000.00 | 16,528,000.00 | 00.00 | 16,528,000.00 | 13,098,500.00 | 3,429,500.00 | 16,528,000.00 | 00.00 |
| 2.3.1.01.02.003 | Aportes de cesantías | 459,989,988.00 | (102,000,000.00) | 357,989,988.00 | 4,512,297.00 | 4,512,297.00 | 00.00 | 4,512,297.00 | 166,291.00 | 4,019,281.00 | 4,185,572.00 | 326,725.00 |
| 2.3.1.01.02.003 | Aportes de cesantías / MINPROTECCION ETV / Privados | 30,000,000.00 | 00.00 | 30,000,000.00 | 3,588,644.00 | 3,588,644.00 | 00.00 | 3,588,644.00 | 00.00 | 3,588,644.00 | 3,588,644.00 | 00.00 |
| 2.3.1.01.02.003 | Aportes de cesantías / MINPROTECCION ETV / Público | 63,124,979.00 | (12,000,000.00) | 51,124,979.00 | 00.00 | 00.00 | 00.00 | 00.00 | 00.00 | 00.00 | 00.00 | 00.00 |
| 2.3.1.01.02.003 | Aportes de cesantías / MINPROTECCION ETV / INTERESES CESANTIAS ETV | 11,174,998.00 | 00.00 | 11,174,998.00 | 430,637.00 | 430,637.00 | 00.00 | 430,637.00 | 00.00 | 430,637.00 | 430,637.00 | 00.00 |
| 2.3.1.01.02.003 | Aportes de cesantías / S.G.P. CSF / Privados | 220,000,000.00 | (90,000,000.00) | 130,000,000.00 | 148,474.00 | 148,474.00 | 00.00 | 148,474.00 | 148,474.00 | 00.00 | 148,474.00 | 00.00 |
| 2.3.1.01.02.003 | Aportes de cesantías / S.G.P. CSF / Público | 111,515,515.00 | 00.00 | 111,515,515.00 | 291,719.00 | 291,719.00 | 00.00 | 291,719.00 | 00.00 | 00.00 | 00.00 | 291,719.00 |
| 2.3.1.01.02.003 | Aportes de cesantías / S.G.P. CSF / INTERESES CESANTIAS SGP | 24,174,496.00 | 00.00 | 24,174,496.00 | 52,823.00 | 52,823.00 | 00.00 | 52,823.00 | 17,817.00 | 00.00 | 17,817.00 | 35,006.00 |
| 2.3.1.01.02.004 | Aportes a cajas de compensación | 176,881,157.00 | (16,082,000.00) | 160,799,157.00 | 51,305,500.00 | 51,305,500.00 | 00.00 | 51,305,500.00 | 40,701,400.00 | 10,604,100.00 | 51,305,500.00 | 00.00 |
| 2.3.1.01.02.004 | Aportes a cajas de compensación familiar / MINPROTECCION ETV | 50,881,160.00 | (13,182,000.00) | 37,699,160.00 | 12,743,700.00 | 12,743,700.00 | 00.00 | 12,743,700.00 | 10,155,000.00 | 2,588,700.00 | 12,743,700.00 | 00.00 |
| 2.3.1.01.02.004 | Aportes a cajas de compensación familiar / S.G.P. CSF | 125,999,997.00 | (2,900,000.00) | 123,099,997.00 | 38,561,800.00 | 38,561,800.00 | 00.00 | 38,561,800.00 | 30,546,400.00 | 8,015,400.00 | 38,561,800.00 | 00.00 |
| 2.3.1.01.02.005 | Aportes generales al sistema de | 93,581,220.00 | 00.00 | 93,581,220.00 | 22,635,100.00 | 22,635,100.00 | 00.00 | 22,635,100.00 | 18,128,000.00 | 4,507,100.00 | 22,635,100.00 | 00.00 |
| 2.3.1.01.02.005 | Aportes generales al sistema de riesgos laborales / MINPROTECCION ETV | 33,581,220.00 | 00.00 | 33,581,220.00 | 5,630,300.00 | 5,630,300.00 | 00.00 | 5,630,300.00 | 4,584,600.00 | 1,045,700.00 | 5,630,300.00 | 00.00 |
| 2.3.1.01.02.005 | Aportes generales al sistema de riesgos laborales / S.G.P. CSF | 60,000,000.00 | 00.00 | 60,000,000.00 | 17,004,800.00 | 17,004,800.00 | 00.00 | 17,004,800.00 | 13,543,400.00 | 3,461,400.00 | 17,004,800.00 | 00.00 |

EJECUCION PRESUPUESTAL DE GASTOS
CORRESPONDIENTE AL MES DE MAYO DE 2022

| RUBRO | DESCRIPCION | APROPIACION INICIAL | MODIFICACIONES | APROPIACION VIGENTE | DISPONIBILIDADES | COMPROMISOS | DISPONIBILIDADES ABIERTAS | OBLIGACIONES | PAGOS ANTERIORES | PAGOS DEL MES | PAGOS ACUMULADOS | OBLIGACIONES POR PAGAR |
|-----------------------|--|---------------------|----------------|---------------------|-------------------|-------------------|---------------------------|------------------|------------------|------------------|------------------|------------------------|
| | | 1 | 2 | 3 | 4 | 5 | 6= (4-5) | 7 | 8 | 9 | 10 = (8+9) | 11=(7-10) |
| 2.3.1.01.02.006 | Aportes al ICBF | 125,066,120.00 | (7,570,000.00) | 117,496,120.00 | 38,476,900.00 | 38,476,900.00 | 00.00 | 38,476,900.00 | 30,524,200.00 | 7,952,700.00 | 38,476,900.00 | 00.00 |
| 2.3.1.01.02.006 | Aportes al ICBF / MINPROTECCION ETV | 35,066,120.00 | (7,570,000.00) | 27,496,120.00 | 9,553,500.00 | 9,553,500.00 | 00.00 | 9,553,500.00 | 7,612,600.00 | 1,940,900.00 | 9,553,500.00 | 00.00 |
| 2.3.1.01.02.006 | Aportes al ICBF / S.G.P. CSF | 90,000,000.00 | 00.00 | 90,000,000.00 | 28,923,400.00 | 28,923,400.00 | 00.00 | 28,923,400.00 | 22,911,600.00 | 6,011,800.00 | 28,923,400.00 | 00.00 |
| 2.3.1.01.02.007 | Aportes al SENA | 87,861,897.00 | (4,000,000.00) | 83,861,897.00 | 25,660,500.00 | 25,660,500.00 | 00.00 | 25,660,500.00 | 20,356,900.00 | 5,303,600.00 | 25,660,500.00 | 00.00 |
| 2.3.1.01.02.007 | Aportes al SENA / MINPROTECCION ETV | 23,861,897.00 | (4,000,000.00) | 19,861,897.00 | 6,373,700.00 | 6,373,700.00 | 00.00 | 6,373,700.00 | 5,078,900.00 | 1,294,800.00 | 6,373,700.00 | 00.00 |
| 2.3.1.01.02.007 | Aportes al SENA / S.G.P. CSF | 64,000,000.00 | 00.00 | 64,000,000.00 | 19,286,800.00 | 19,286,800.00 | 00.00 | 19,286,800.00 | 15,278,000.00 | 4,008,800.00 | 19,286,800.00 | 00.00 |
| 2.3.1.01.03 | Remuneraciones no constitutivas | 202,167,464.00 | 12,000,000.00 | 214,167,464.00 | 26,022,563.00 | 26,022,563.00 | 00.00 | 26,022,563.00 | 4,684,431.00 | 21,279,448.00 | 25,963,879.00 | 58,684.00 |
| 2.3.1.01.03.001 | Prestaciones sociales | 202,167,464.00 | 12,000,000.00 | 214,167,464.00 | 26,022,563.00 | 26,022,563.00 | 00.00 | 26,022,563.00 | 4,684,431.00 | 21,279,448.00 | 25,963,879.00 | 58,684.00 |
| 2.3.1.01.03.001.01 | Vacaciones | 179,329,300.00 | 8,500,000.00 | 187,829,300.00 | 14,643,038.00 | 14,643,038.00 | 00.00 | 14,643,038.00 | 00.00 | 14,643,038.00 | 14,643,038.00 | 00.00 |
| 2.3.1.01.03.001.01 | Vacaciones / MINPROTECCION ETV | 00.00 | 8,500,000.00 | 8,500,000.00 | 1,687,066.00 | 1,687,066.00 | 00.00 | 1,687,066.00 | 00.00 | 1,687,066.00 | 1,687,066.00 | 00.00 |
| 2.3.1.01.03.001.01 | Vacaciones / S.G.P. CSF | 179,329,300.00 | 00.00 | 179,329,300.00 | 12,955,972.00 | 12,955,972.00 | 00.00 | 12,955,972.00 | 00.00 | 12,955,972.00 | 12,955,972.00 | 00.00 |
| 2.3.1.01.03.001.02 | Indemnización por vacaciones | 5,000,000.00 | 3,500,000.00 | 8,500,000.00 | 6,832,581.00 | 6,832,581.00 | 00.00 | 6,832,581.00 | 1,889,656.00 | 4,891,145.00 | 6,780,801.00 | 51,780.00 |
| 2.3.1.01.03.001.02 | Indemnización por vacaciones / MINPROTECCION ETV | 3,000,000.00 | 3,500,000.00 | 6,500,000.00 | 4,891,145.00 | 4,891,145.00 | 00.00 | 4,891,145.00 | 00.00 | 4,891,145.00 | 4,891,145.00 | 00.00 |
| 2.3.1.01.03.001.02 | Indemnización por vacaciones / S.G.P. CSF | 2,000,000.00 | 00.00 | 2,000,000.00 | 1,941,436.00 | 1,941,436.00 | 00.00 | 1,941,436.00 | 1,889,656.00 | 00.00 | 1,889,656.00 | 51,780.00 |
| 2.3.1.01.03.001.03 | Bonificación especial de recreación | 17,838,164.00 | 00.00 | 17,838,164.00 | 4,546,944.00 | 4,546,944.00 | 00.00 | 4,546,944.00 | 2,794,775.00 | 1,745,265.00 | 4,540,040.00 | 6,904.00 |
| 2.3.1.01.03.001.03 | Bonificación especial de recreación / MINPROTECCION ETV | 4,382,514.00 | 00.00 | 4,382,514.00 | 1,125,573.00 | 1,125,573.00 | 00.00 | 1,125,573.00 | 355,065.00 | 770,508.00 | 1,125,573.00 | 00.00 |
| 2.3.1.01.03.001.03 | Bonificación especial de recreación / S.G.P. CSF | 13,455,650.00 | 00.00 | 13,455,650.00 | 3,421,371.00 | 3,421,371.00 | 00.00 | 3,421,371.00 | 2,439,710.00 | 974,757.00 | 3,414,467.00 | 6,904.00 |
| 2.3.2 | ADQUISICION DE BIENES Y | 10,840,554,472.00 | 11,318,919.00 | 10,851,873,391.00 | 10,447,185,054.33 | 10,378,393,168.33 | 68,791,886.00 | 5,989,309,567.03 | 4,374,664,319.53 | 1,614,645,247.50 | 5,989,309,567.03 | 00.00 |
| 2.3.2.01 | ADQUISICION DE ACTIVOS NO FINANCIEROS | 51,090,800.00 | (5,000,000.00) | 46,090,800.00 | 00.00 | 00.00 | 00.00 | 00.00 | 00.00 | 00.00 | 00.00 | 00.00 |
| 2.3.2.01.01 | Activos fijos | 51,090,800.00 | (5,000,000.00) | 46,090,800.00 | 00.00 | 00.00 | 00.00 | 00.00 | 00.00 | 00.00 | 00.00 | 00.00 |
| 2.3.2.01.01.003 | Maquinaria y equipo | 51,090,800.00 | (5,000,000.00) | 46,090,800.00 | 00.00 | 00.00 | 00.00 | 00.00 | 00.00 | 00.00 | 00.00 | 00.00 |
| 2.3.2.01.01.003.03 | Maquinaria de oficina, contabilidad e informática | 00.00 | 00.00 | 00.00 | 00.00 | 00.00 | 00.00 | 00.00 | 00.00 | 00.00 | 00.00 | 00.00 |
| 2.3.2.01.01.003.03.01 | Maquinaria de oficina, contabilidad e informática | 00.00 | 00.00 | 00.00 | 00.00 | 00.00 | 00.00 | 00.00 | 00.00 | 00.00 | 00.00 | 00.00 |
| 2.3.2.01.01.003.06 | Aparatos médicos, instrumentos ópticos y de precisión, relojes | 11,090,800.00 | 00.00 | 11,090,800.00 | 00.00 | 00.00 | 00.00 | 00.00 | 00.00 | 00.00 | 00.00 | 00.00 |
| 2.3.2.01.01.003.06.02 | Instrumentos y aparatos de medición, verificación, análisis, de navegación y para otros fines (excep | 11,090,800.00 | 00.00 | 11,090,800.00 | 00.00 | 00.00 | 00.00 | 00.00 | 00.00 | 00.00 | 00.00 | 00.00 |
| 2.3.2.01.01.003.06.02 | Instrumentos y aparatos de medición, verificación, análisis, de navegación y para otros fines (excep | 11,090,800.00 | 00.00 | 11,090,800.00 | 00.00 | 00.00 | 00.00 | 00.00 | 00.00 | 00.00 | 00.00 | 00.00 |
| 2.3.2.01.01.003.07 | Equipo de transporte | 40,000,000.00 | (5,000,000.00) | 35,000,000.00 | 00.00 | 00.00 | 00.00 | 00.00 | 00.00 | 00.00 | 00.00 | 00.00 |
| 2.3.2.01.01.003.07.01 | Vehículos automotores, remolques y semirremolques; y sus partes, piezas y accesorios | 40,000,000.00 | (5,000,000.00) | 35,000,000.00 | 00.00 | 00.00 | 00.00 | 00.00 | 00.00 | 00.00 | 00.00 | 00.00 |

**EJECUCION PRESUPUESTAL DE GASTOS
CORRESPONDIENTE AL MES DE MAYO DE 2022**

| RUBRO | DESCRIPCION | APROPIACION INICIAL | MODIFICACIONES | APROPIACION VIGENTE | DISPONIBILIDADES | COMPROMISOS | DISPONIBILIDADES ABIERTAS | OBLIGACIONES | PAGOS ANTERIORES | PAGOS DEL MES | PAGOS ACUMULADOS | OBLIGACIONES POR PAGAR |
|------------------------|---|--------------------------|------------------------|--------------------------|--------------------------|--------------------------|---------------------------|-------------------------|-------------------------|-------------------------|-------------------------|------------------------|
| | | 1 | 2 | 3 | 4 | 5 | 6= (4-5) | 7 | 8 | 9 | 10 = (8+9) | 11=(7-10) |
| 2.3.2.01.01.003.07.01 | Vehículos automotores, remolques y semirremolques; y sus partes, piezas y accesorios / RENTAS CEDIDA | 40,000,000.00 | (5,000,000.00) | 35,000,000.00 | 00.00 | 00.00 | 00.00 | 00.00 | 00.00 | 00.00 | 00.00 | 00.00 |
| 2.3.2.02 | ADQUISICIONES DIFERENTES DE | 10,789,463,672.00 | 16,318,919.00 | 10,805,782,591.00 | 10,447,185,054.33 | 10,378,393,168.33 | 68,791,886.00 | 5,989,309,567.03 | 4,374,664,319.53 | 1,614,645,247.50 | 5,989,309,567.03 | 00.00 |
| 2.3.2.02.01 | Materiales y suministros | 59,772,972.00 | 00.00 | 59,772,972.00 | 6,127,239.00 | 3,619,980.00 | 2,507,259.00 | 00.00 | 00.00 | 00.00 | 00.00 | 00.00 |
| 2.3.2.02.01.003 | Otros bienes transportables (excepto productos metálicos, maquinaria y equipo) | 59,772,972.00 | 00.00 | 59,772,972.00 | 6,127,239.00 | 3,619,980.00 | 2,507,259.00 | 00.00 | 00.00 | 00.00 | 00.00 | 00.00 |
| 2.3.2.02.01.003 | Otros bienes transportables (excepto productos metálicos, maquinaria y equipo) / RENTAS CEDIDAS / | 36,800,000.00 | 00.00 | 36,800,000.00 | 00.00 | 00.00 | 00.00 | 00.00 | 00.00 | 00.00 | 00.00 | 00.00 |
| 2.3.2.02.01.003 | Otros bienes transportables (excepto productos metálicos, maquinaria y equipo) / RENTAS CEDIDAS / | 1,000,000.00 | 00.00 | 1,000,000.00 | 00.00 | 00.00 | 00.00 | 00.00 | 00.00 | 00.00 | 00.00 | 00.00 |
| 2.3.2.02.01.003 | Otros bienes transportables (excepto productos metálicos, maquinaria y equipo) / S.G.P. CSF / | 1,000,000.00 | 00.00 | 1,000,000.00 | 00.00 | 00.00 | 00.00 | 00.00 | 00.00 | 00.00 | 00.00 | 00.00 |
| 2.3.2.02.01.003 | Otros bienes transportables (excepto productos metálicos, maquinaria y equipo) / S.G.P. CSF / | 1,000,000.00 | 00.00 | 1,000,000.00 | 00.00 | 00.00 | 00.00 | 00.00 | 00.00 | 00.00 | 00.00 | 00.00 |
| 2.3.2.02.01.003 | Otros bienes transportables (excepto productos metálicos, maquinaria y equipo) / S.G.P. CSF / | 1,000,000.00 | 00.00 | 1,000,000.00 | 00.00 | 00.00 | 00.00 | 00.00 | 00.00 | 00.00 | 00.00 | 00.00 |
| 2.3.2.02.01.003 | Otros bienes transportables (excepto productos metálicos, maquinaria y equipo) / S.G.P. CSF / Comer | 1,000,000.00 | 00.00 | 1,000,000.00 | 00.00 | 00.00 | 00.00 | 00.00 | 00.00 | 00.00 | 00.00 | 00.00 |
| 2.3.2.02.01.003 | Otros bienes transportables (excepto productos metálicos, maquinaria y equipo) / S.G.P. CSF / | 11,834,885.00 | 00.00 | 11,834,885.00 | 00.00 | 00.00 | 00.00 | 00.00 | 00.00 | 00.00 | 00.00 | 00.00 |
| 2.3.2.02.01.003 | Otros bienes transportables (excepto productos metálicos, maquinaria y equipo) / S.G.P. CSF / | 6,138,087.00 | 00.00 | 6,138,087.00 | 6,127,239.00 | 3,619,980.00 | 2,507,259.00 | 00.00 | 00.00 | 00.00 | 00.00 | 00.00 |
| 2.3.2.02.01.004 | Productos metálicos y paquetes de | 00.00 | 00.00 | 00.00 | 00.00 | 00.00 | 00.00 | 00.00 | 00.00 | 00.00 | 00.00 | 00.00 |
| 2.3.2.02.02 | Adquisición de servicios | 10,729,690,700.00 | 16,318,919.00 | 10,746,009,619.00 | 10,441,057,815.33 | 10,374,773,188.33 | 66,284,627.00 | 5,989,309,567.03 | 4,374,664,319.53 | 1,614,645,247.50 | 5,989,309,567.03 | 00.00 |
| 2.3.2.02.02.005 | Servicios de la construcción | 00.00 | 00.00 | 00.00 | 00.00 | 00.00 | 00.00 | 00.00 | 00.00 | 00.00 | 00.00 | 00.00 |
| 2.3.2.02.02.006 | Servicios de alojamiento; servicios de suministro de comidas y bebidas; servicios de transporte; y s | 56,000,000.00 | 6,000,000.00 | 62,000,000.00 | 53,761,600.00 | 37,493,200.00 | 16,268,400.00 | 37,493,200.00 | 34,156,900.00 | 3,336,300.00 | 37,493,200.00 | 00.00 |
| 2.3.2.02.02.006 | Servicios de alojamiento; servicios de suministro de comidas y bebidas; servicios de transporte; y s | 00.00 | 6,000,000.00 | 6,000,000.00 | 00.00 | 00.00 | 00.00 | 00.00 | 00.00 | 00.00 | 00.00 | 00.00 |
| 2.3.2.02.02.006 | Servicios de alojamiento; servicios de suministro de comidas y bebidas; servicios de transporte; y s | 56,000,000.00 | 00.00 | 56,000,000.00 | 53,761,600.00 | 37,493,200.00 | 16,268,400.00 | 37,493,200.00 | 34,156,900.00 | 3,336,300.00 | 37,493,200.00 | 00.00 |
| 2.3.2.02.02.007 | Servicios financieros y servicios conexos, servicios inmobiliarios y | 142,200,000.00 | (39,806,467.00) | 102,393,533.00 | 102,393,533.00 | 102,393,533.00 | 00.00 | 37,234,008.00 | 27,925,506.00 | 9,308,502.00 | 37,234,008.00 | 00.00 |
| 2.3.2.02.02.007 | Servicios financieros y servicios conexos, servicios inmobiliarios y servicios de leasing / RENTAS C | 142,200,000.00 | (39,806,467.00) | 102,393,533.00 | 102,393,533.00 | 102,393,533.00 | 00.00 | 37,234,008.00 | 27,925,506.00 | 9,308,502.00 | 37,234,008.00 | 00.00 |
| 2.3.2.02.02.008 | Servicios prestados a las | 399,670,700.00 | 45,125,386.00 | 444,796,086.00 | 412,649,886.00 | 362,633,659.00 | 50,016,227.00 | 39,253,093.28 | 23,189,673.00 | 16,063,420.28 | 39,253,093.28 | 00.00 |

EJECUCION PRESUPUESTAL DE GASTOS
CORRESPONDIENTE AL MES DE MAYO DE 2022

| RUBRO | DESCRIPCION | APROPIACION INICIAL | MODIFICACIONES | APROPIACION VIGENTE | DISPONIBILIDADES | COMPROMISOS | DISPONIBILIDADES ABIERTAS | OBLIGACIONES | PAGOS ANTERIORES | PAGOS DEL MES | PAGOS ACUMULADOS | OBLIGACIONES POR PAGAR |
|-----------------|--|---------------------|-----------------|---------------------|------------------|------------------|---------------------------|------------------|------------------|------------------|------------------|------------------------|
| | | 1 | 2 | 3 | 4 | 5 | 6= (4-5) | 7 | 8 | 9 | 10 = (8+9) | 11=(7-10) |
| 2.3.2.02.02.008 | Servicios prestados a las empresas y servicios de producción / RENTAS CEDIDAS / Servicios de protec | 310,000,000.00 | (44,874,614.00) | 265,125,386.00 | 265,125,386.00 | 265,109,159.00 | 16,227.00 | 36,479,094.00 | 23,189,673.00 | 13,289,421.00 | 36,479,094.00 | 00.00 |
| 2.3.2.02.02.008 | Servicios prestados a las empresas y servicios de producción / RENTAS CEDIDAS / Servicio de manteni | 70,000,000.00 | 00.00 | 70,000,000.00 | 60,000,000.00 | 10,000,000.00 | 50,000,000.00 | 2,773,999.28 | 00.00 | 2,773,999.28 | 2,773,999.28 | 00.00 |
| 2.3.2.02.02.008 | Servicios prestados a las empresas y servicios de producción / S.G.P. CSF / | 19,670,700.00 | 90,000,000.00 | 109,670,700.00 | 87,524,500.00 | 87,524,500.00 | 00.00 | 00.00 | 00.00 | 00.00 | 00.00 | 00.00 |
| 2.3.2.02.02.009 | Servicios para la comunidad, | 10,131,820,000.00 | 5,000,000.00 | 10,136,820,000.00 | 9,872,252,796.33 | 9,872,252,796.33 | 00.00 | 5,875,329,265.75 | 4,289,392,240.53 | 1,585,937,025.22 | 5,875,329,265.75 | 00.00 |
| 2.3.2.02.02.009 | Servicios para la comunidad, sociales y personales / RENTAS CEDIDAS / / | 00.00 | 5,000,000.00 | 5,000,000.00 | 00.00 | 00.00 | 00.00 | 00.00 | 00.00 | 00.00 | 00.00 | 00.00 |
| 2.3.2.02.02.009 | Servicios para la comunidad, sociales y personales / S.G.P. CSF / Público / Comercio por mayor (exc | 250,000,000.00 | 00.00 | 250,000,000.00 | 247,157,796.33 | 247,157,796.33 | 00.00 | 55,254,040.75 | 24,798,700.53 | 30,455,340.22 | 55,254,040.75 | 00.00 |
| 2.3.2.02.02.009 | Servicios para la comunidad, sociales y personales / LIBRE DESTINACION / AGUA PARA CONSUMO HUMANO - | 680,031,428.00 | 00.00 | 680,031,428.00 | 674,875,000.00 | 674,875,000.00 | 00.00 | 407,725,000.00 | 298,625,000.00 | 109,100,000.00 | 407,725,000.00 | 00.00 |
| 2.3.2.02.02.009 | Servicios para la comunidad, sociales y personales / LIBRE DESTINACION / ALIMENTOS Y MEDICAMENTOS - | 1,069,431,428.00 | 00.00 | 1,069,431,428.00 | 1,018,075,000.00 | 1,018,075,000.00 | 00.00 | 620,100,000.00 | 448,745,315.00 | 171,354,685.00 | 620,100,000.00 | 00.00 |
| 2.3.2.02.02.009 | Servicios para la comunidad, sociales y personales / LIBRE DESTINACION / AGUAS RESIDUALES Y RESIDUO | 1,957,131,428.00 | 00.00 | 1,957,131,428.00 | 1,910,950,000.00 | 1,910,950,000.00 | 00.00 | 1,185,450,000.00 | 858,400,000.00 | 327,050,000.00 | 1,185,450,000.00 | 00.00 |
| 2.3.2.02.02.009 | Servicios para la comunidad, sociales y personales / LIBRE DESTINACION / ENFERMEDADES TRANSMITIDAS P | 2,474,631,428.00 | 00.00 | 2,474,631,428.00 | 2,409,045,000.00 | 2,409,045,000.00 | 00.00 | 1,457,375,225.00 | 1,074,715,225.00 | 382,660,000.00 | 1,457,375,225.00 | 00.00 |
| 2.3.2.02.02.009 | Servicios para la comunidad, sociales y personales / LIBRE DESTINACION / ZOONOSIS - TALENTO HUMANO / | 1,156,431,429.00 | 00.00 | 1,156,431,429.00 | 1,122,275,000.00 | 1,122,275,000.00 | 00.00 | 671,325,000.00 | 493,108,000.00 | 178,217,000.00 | 671,325,000.00 | 00.00 |
| 2.3.2.02.02.009 | Servicios para la comunidad, sociales y personales / LIBRE DESTINACION / Por el mejoramiento de la g | 1,588,731,429.00 | 00.00 | 1,588,731,429.00 | 1,553,625,000.00 | 1,553,625,000.00 | 00.00 | 904,975,000.00 | 675,325,000.00 | 229,650,000.00 | 904,975,000.00 | 00.00 |
| 2.3.2.02.02.009 | Servicios para la comunidad, sociales y personales / LIBRE DESTINACION / ESTABLECIMIENTOS DE INTERES | 955,431,430.00 | 00.00 | 955,431,430.00 | 936,250,000.00 | 936,250,000.00 | 00.00 | 573,125,000.00 | 415,675,000.00 | 157,450,000.00 | 573,125,000.00 | 00.00 |
| 2.3.2.02.02.010 | Viáticos de los funcionarios en | 00.00 | 00.00 | 00.00 | 00.00 | 00.00 | 00.00 | 00.00 | 00.00 | 00.00 | 00.00 | 00.00 |
| 2.3.8 | GASTOS POR TRIBUTOS, MULTAS, SANCIONES E INTERESES DE MORA | 253,380,000.00 | 78,681,081.00 | 332,061,081.00 | 297,456,019.00 | 296,392,726.00 | 1,063,293.00 | 296,392,726.00 | 188,056,573.00 | 108,336,153.00 | 296,392,726.00 | 00.00 |
| 2.3.8.02 | Estampillas | 253,380,000.00 | 78,681,081.00 | 332,061,081.00 | 297,456,019.00 | 296,392,726.00 | 1,063,293.00 | 296,392,726.00 | 188,056,573.00 | 108,336,153.00 | 296,392,726.00 | 00.00 |
| 2.3.8.02 | Estampillas / RENTAS CEDIDAS | 00.00 | 78,681,081.00 | 78,681,081.00 | 44,076,019.00 | 44,076,019.00 | 00.00 | 44,076,019.00 | 00.00 | 44,076,019.00 | 44,076,019.00 | 00.00 |
| 2.3.8.02 | Estampillas / LIBRE DESTINACION | 253,380,000.00 | 00.00 | 253,380,000.00 | 253,380,000.00 | 252,316,707.00 | 1,063,293.00 | 252,316,707.00 | 188,056,573.00 | 64,260,134.00 | 252,316,707.00 | 00.00 |
| 2.3.8.05 | Multas Sanciones e intereses de | 00.00 | 00.00 | 00.00 | 00.00 | 00.00 | 00.00 | 00.00 | 00.00 | 00.00 | 00.00 | 00.00 |
| 2.3.8.05.01 | Multas y Sanciones | 00.00 | 00.00 | 00.00 | 00.00 | 00.00 | 00.00 | 00.00 | 00.00 | 00.00 | 00.00 | 00.00 |
| 2.3.8.05.01.004 | Sanciones Administrativas | 00.00 | 00.00 | 00.00 | 00.00 | 00.00 | 00.00 | 00.00 | 00.00 | 00.00 | 00.00 | 00.00 |

**EJECUCION PRESUPUESTAL DE GASTOS
CORRESPONDIENTE AL MES DE MAYO DE 2022**

| RUBRO | DESCRIPCION | APROPIACION INICIAL | MODIFICACIONES | APROPIACION VIGENTE | DISPONIBILIDADES | COMPROMISOS | DISPONIBILIDADES ABIERTAS | OBLIGACIONES | PAGOS ANTERIORES | PAGOS DEL MES | PAGOS ACUMULADOS | OBLIGACIONES POR PAGAR |
|-------------|--|---------------------|----------------|---------------------|------------------|------------------|---------------------------|------------------|------------------|---------------|------------------|------------------------|
| | | 1 | 2 | 3 | 4 | 5 | 6= (4-5) | 7 | 8 | 9 | 10 = (8+9) | 11=(7-10) |
| 2.3.8.05.02 | Intereses de mora | 00.00 | 00.00 | 00.00 | 00.00 | 00.00 | 00.00 | 00.00 | 00.00 | 00.00 | 00.00 | 00.00 |
| 3 | Reserva de Apropiación | 00.00 | 00.00 | 00.00 | 00.00 | 00.00 | 00.00 | 00.00 | 00.00 | 00.00 | 00.00 | 00.00 |
| 4 | Reservas de Caja | 1,097,257,278.30 | 00.00 | 1,097,257,278.30 | 1,097,257,278.30 | 1,097,257,278.30 | 00.00 | 1,097,257,278.30 | 1,091,222,548.30 | 00.00 | 1,091,222,548.30 | 6,034,730.00 |
| 41 | GASTOS FUNCIONAMIENTO | 597,450,054.92 | 00.00 | 597,450,054.92 | 597,450,054.93 | 597,450,054.93 | 00.00 | 597,450,054.93 | 597,450,054.93 | 00.00 | 597,450,054.93 | 00.00 |
| 4101 | GASTOS DE PERSONAL | 49,086,800.00 | 00.00 | 49,086,800.00 | 49,086,800.00 | 49,086,800.00 | 00.00 | 49,086,800.00 | 49,086,800.00 | 00.00 | 49,086,800.00 | 00.00 |
| 410101 | SERVICIOS PERSONALES ASOCIADOS A LA NOMINA | 45,360,500.00 | 00.00 | 45,360,500.00 | 45,360,500.00 | 45,360,500.00 | 00.00 | 45,360,500.00 | 45,360,500.00 | 00.00 | 45,360,500.00 | 00.00 |
| 41010101 | SUELDOS DE PERSONAL DE NOMINA | 2,830,048.00 | 00.00 | 2,830,048.00 | 2,830,048.00 | 2,830,048.00 | 00.00 | 2,830,048.00 | 2,830,048.00 | 00.00 | 2,830,048.00 | 00.00 |
| 41010101001 | SUELDOS | 2,830,048.00 | 00.00 | 2,830,048.00 | 2,830,048.00 | 2,830,048.00 | 00.00 | 2,830,048.00 | 2,830,048.00 | 00.00 | 2,830,048.00 | 00.00 |
| 41010101001 | SUELDOS / RENTAS CEDIDAS | 2,830,048.00 | 00.00 | 2,830,048.00 | 2,830,048.00 | 2,830,048.00 | 00.00 | 2,830,048.00 | 2,830,048.00 | 00.00 | 2,830,048.00 | 00.00 |
| 41010105 | OTROS | 24,162,861.00 | 00.00 | 24,162,861.00 | 24,162,861.00 | 24,162,861.00 | 00.00 | 24,162,861.00 | 24,162,861.00 | 00.00 | 24,162,861.00 | 00.00 |
| 41010105001 | BONIFICACIÓN ESPECIAL DE RECREACIÓN | 1,664,613.00 | 00.00 | 1,664,613.00 | 1,664,613.00 | 1,664,613.00 | 00.00 | 1,664,613.00 | 1,664,613.00 | 00.00 | 1,664,613.00 | 00.00 |
| 41010105001 | BONIFICACIÓN ESPECIAL DE RECREACIÓN / RENTAS CEDIDAS | 1,664,613.00 | 00.00 | 1,664,613.00 | 1,664,613.00 | 1,664,613.00 | 00.00 | 1,664,613.00 | 1,664,613.00 | 00.00 | 1,664,613.00 | 00.00 |
| 41010105002 | SUBSIDIO ALIMENTACION | 42,956.00 | 00.00 | 42,956.00 | 42,956.00 | 42,956.00 | 00.00 | 42,956.00 | 42,956.00 | 00.00 | 42,956.00 | 00.00 |
| 41010105002 | SUBSIDIO ALIMENTACION / RENTAS CEDIDAS | 42,956.00 | 00.00 | 42,956.00 | 42,956.00 | 42,956.00 | 00.00 | 42,956.00 | 42,956.00 | 00.00 | 42,956.00 | 00.00 |
| 41010105003 | AUXILIO DE TRANSPORTE | 67,421.00 | 00.00 | 67,421.00 | 67,421.00 | 67,421.00 | 00.00 | 67,421.00 | 67,421.00 | 00.00 | 67,421.00 | 00.00 |
| 41010105003 | AUXILIO DE TRANSPORTE / RENTAS CEDIDAS | 67,421.00 | 00.00 | 67,421.00 | 67,421.00 | 67,421.00 | 00.00 | 67,421.00 | 67,421.00 | 00.00 | 67,421.00 | 00.00 |
| 41010105004 | PRIMA DE SERVICIO | 2,462,107.00 | 00.00 | 2,462,107.00 | 2,462,107.00 | 2,462,107.00 | 00.00 | 2,462,107.00 | 2,462,107.00 | 00.00 | 2,462,107.00 | 00.00 |
| 41010105004 | PRIMA DE SERVICIO / RENTAS CEDIDAS | 2,462,107.00 | 00.00 | 2,462,107.00 | 2,462,107.00 | 2,462,107.00 | 00.00 | 2,462,107.00 | 2,462,107.00 | 00.00 | 2,462,107.00 | 00.00 |
| 41010105005 | PRIMA DE VACACIONES | 13,080,875.00 | 00.00 | 13,080,875.00 | 13,080,875.00 | 13,080,875.00 | 00.00 | 13,080,875.00 | 13,080,875.00 | 00.00 | 13,080,875.00 | 00.00 |
| 41010105005 | PRIMA DE VACACIONES / RENTAS CEDIDAS | 13,080,875.00 | 00.00 | 13,080,875.00 | 13,080,875.00 | 13,080,875.00 | 00.00 | 13,080,875.00 | 13,080,875.00 | 00.00 | 13,080,875.00 | 00.00 |
| 41010105006 | PRIMA DE NAVIDAD | 3,128,617.00 | 00.00 | 3,128,617.00 | 3,128,617.00 | 3,128,617.00 | 00.00 | 3,128,617.00 | 3,128,617.00 | 00.00 | 3,128,617.00 | 00.00 |
| 41010105006 | PRIMA DE NAVIDAD / RENTAS CEDIDAS | 3,128,617.00 | 00.00 | 3,128,617.00 | 3,128,617.00 | 3,128,617.00 | 00.00 | 3,128,617.00 | 3,128,617.00 | 00.00 | 3,128,617.00 | 00.00 |
| 41010105007 | PRIMAS EXTRA | 285,788.00 | 00.00 | 285,788.00 | 285,788.00 | 285,788.00 | 00.00 | 285,788.00 | 285,788.00 | 00.00 | 285,788.00 | 00.00 |
| 41010105007 | PRIMAS EXTRA / RENTAS CEDIDAS | 285,788.00 | 00.00 | 285,788.00 | 285,788.00 | 285,788.00 | 00.00 | 285,788.00 | 285,788.00 | 00.00 | 285,788.00 | 00.00 |
| 41010105008 | BONIFICACION SERVICIOS | 3,430,484.00 | 00.00 | 3,430,484.00 | 3,430,484.00 | 3,430,484.00 | 00.00 | 3,430,484.00 | 3,430,484.00 | 00.00 | 3,430,484.00 | 00.00 |
| 41010105008 | BONIFICACION SERVICIOS PRESTADOS / RENTAS CEDIDAS | 3,430,484.00 | 00.00 | 3,430,484.00 | 3,430,484.00 | 3,430,484.00 | 00.00 | 3,430,484.00 | 3,430,484.00 | 00.00 | 3,430,484.00 | 00.00 |
| 41010109 | HORAS EXTRAS DIAS FESTIVOS | 18,367,591.00 | 00.00 | 18,367,591.00 | 18,367,591.00 | 18,367,591.00 | 00.00 | 18,367,591.00 | 18,367,591.00 | 00.00 | 18,367,591.00 | 00.00 |
| 41010109002 | INDEMNIZACIÓN POR VACACIONES | 18,367,591.00 | 00.00 | 18,367,591.00 | 18,367,591.00 | 18,367,591.00 | 00.00 | 18,367,591.00 | 18,367,591.00 | 00.00 | 18,367,591.00 | 00.00 |
| 41010109002 | INDEMNIZACIÓN POR VACACIONES / RENTAS CEDIDAS | 18,367,591.00 | 00.00 | 18,367,591.00 | 18,367,591.00 | 18,367,591.00 | 00.00 | 18,367,591.00 | 18,367,591.00 | 00.00 | 18,367,591.00 | 00.00 |
| 410105 | CONTRIBUCIONES INHERENTES A LA NOMINA SECTOR PRIVADO Y | 3,726,300.00 | 00.00 | 3,726,300.00 | 3,726,300.00 | 3,726,300.00 | 00.00 | 3,726,300.00 | 3,726,300.00 | 00.00 | 3,726,300.00 | 00.00 |
| 41010501 | ADMINISTRADAS POR EL SECTOR PRIVADO | 1,731,700.00 | 00.00 | 1,731,700.00 | 1,731,700.00 | 1,731,700.00 | 00.00 | 1,731,700.00 | 1,731,700.00 | 00.00 | 1,731,700.00 | 00.00 |

EJECUCION PRESUPUESTAL DE GASTOS
CORRESPONDIENTE AL MES DE MAYO DE 2022

| RUBRO | DESCRIPCION | APROPIACION INICIAL | MODIFICACIONES | APROPIACION VIGENTE | DISPONIBILIDADES | COMPROMISOS | DISPONIBILIDADES ABIERTAS | OBLIGACIONES | PAGOS ANTERIORES | PAGOS DEL MES | PAGOS ACUMULADOS | OBLIGACIONES POR PAGAR |
|--------------|---|---------------------|----------------|---------------------|------------------|----------------|---------------------------|----------------|------------------|---------------|------------------|------------------------|
| | | 1 | 2 | 3 | 4 | 5 | 6= (4-5) | 7 | 8 | 9 | 10 = (8+9) | 11=(7-10) |
| 41010501001 | CAJAS DE COMPENSACIÓN PRIVADAS | 1,368,900.00 | 00.00 | 1,368,900.00 | 1,368,900.00 | 1,368,900.00 | 00.00 | 1,368,900.00 | 1,368,900.00 | 00.00 | 1,368,900.00 | 00.00 |
| 41010501001 | CAJAS DE COMPENSACIÓN PRIVADAS / RENTAS CEDIDAS | 1,368,900.00 | 00.00 | 1,368,900.00 | 1,368,900.00 | 1,368,900.00 | 00.00 | 1,368,900.00 | 1,368,900.00 | 00.00 | 1,368,900.00 | 00.00 |
| 41010501003 | FONDOS ADMINISTRADORES DE | 286,500.00 | 00.00 | 286,500.00 | 286,500.00 | 286,500.00 | 00.00 | 286,500.00 | 286,500.00 | 00.00 | 286,500.00 | 00.00 |
| 41010501003 | FONDOS ADMINISTRADORES DE PENSIONES PRIVADOS / RECURSOS PROPIOS | 286,500.00 | 00.00 | 286,500.00 | 286,500.00 | 286,500.00 | 00.00 | 286,500.00 | 286,500.00 | 00.00 | 286,500.00 | 00.00 |
| 41010501004 | EMPRESAS PRIVADAS | 56,900.00 | 00.00 | 56,900.00 | 56,900.00 | 56,900.00 | 00.00 | 56,900.00 | 56,900.00 | 00.00 | 56,900.00 | 00.00 |
| 41010501004 | EMPRESAS PRIVADAS PROMOTORAS DE SALUD / RECURSOS PROPIOS | 56,900.00 | 00.00 | 56,900.00 | 56,900.00 | 56,900.00 | 00.00 | 56,900.00 | 56,900.00 | 00.00 | 56,900.00 | 00.00 |
| 41010501005 | ADMINISTRADORAS PRIVADAS DE APORTES PARA ACCIDENTES DE TRABAJO Y ENFERMEDADES | 19,400.00 | 00.00 | 19,400.00 | 19,400.00 | 19,400.00 | 00.00 | 19,400.00 | 19,400.00 | 00.00 | 19,400.00 | 00.00 |
| 41010501005 | ADMINISTRADORAS PRIVADAS DE APORTES PARA ACCIDENTES DE TRABAJO Y ENFERMEDADES PROFESIONALES / RENTA | 19,400.00 | 00.00 | 19,400.00 | 19,400.00 | 19,400.00 | 00.00 | 19,400.00 | 19,400.00 | 00.00 | 19,400.00 | 00.00 |
| 41010502 | ADMINISTRADAS POR EL SECTOR | 1,994,600.00 | 00.00 | 1,994,600.00 | 1,994,600.00 | 1,994,600.00 | 00.00 | 1,994,600.00 | 1,994,600.00 | 00.00 | 1,994,600.00 | 00.00 |
| 41010502002 | APORTES AL ICBF | 1,026,700.00 | 00.00 | 1,026,700.00 | 1,026,700.00 | 1,026,700.00 | 00.00 | 1,026,700.00 | 1,026,700.00 | 00.00 | 1,026,700.00 | 00.00 |
| 41010502002 | APORTES AL ICBF / RENTAS CEDIDAS | 1,026,700.00 | 00.00 | 1,026,700.00 | 1,026,700.00 | 1,026,700.00 | 00.00 | 1,026,700.00 | 1,026,700.00 | 00.00 | 1,026,700.00 | 00.00 |
| 41010502003 | APORTES AL SENA | 684,500.00 | 00.00 | 684,500.00 | 684,500.00 | 684,500.00 | 00.00 | 684,500.00 | 684,500.00 | 00.00 | 684,500.00 | 00.00 |
| 41010502003 | APORTES AL SENA / RENTAS CEDIDAS | 684,500.00 | 00.00 | 684,500.00 | 684,500.00 | 684,500.00 | 00.00 | 684,500.00 | 684,500.00 | 00.00 | 684,500.00 | 00.00 |
| 41010502005 | EMPRESAS PUBLICAS | 203,000.00 | 00.00 | 203,000.00 | 203,000.00 | 203,000.00 | 00.00 | 203,000.00 | 203,000.00 | 00.00 | 203,000.00 | 00.00 |
| 41010502005 | EMPRESAS PUBLICAS PROMOTORAS DE SALUD / RECURSOS PROPIOS | 203,000.00 | 00.00 | 203,000.00 | 203,000.00 | 203,000.00 | 00.00 | 203,000.00 | 203,000.00 | 00.00 | 203,000.00 | 00.00 |
| 41010502006 | FONDOS ADMINISTRADORES DE | 80,400.00 | 00.00 | 80,400.00 | 80,400.00 | 80,400.00 | 00.00 | 80,400.00 | 80,400.00 | 00.00 | 80,400.00 | 00.00 |
| 41010502006 | FONDOS ADMINISTRADORES DE PENSION PUBLICOS / RECURSOS PROPIOS | 80,400.00 | 00.00 | 80,400.00 | 80,400.00 | 80,400.00 | 00.00 | 80,400.00 | 80,400.00 | 00.00 | 80,400.00 | 00.00 |
| 4102 | GASTOS GENERALES | 358,675,957.93 | 00.00 | 358,675,957.93 | 358,675,957.93 | 358,675,957.93 | 00.00 | 358,675,957.93 | 358,675,957.93 | 00.00 | 358,675,957.93 | 00.00 |
| 410204 | ADQUISICIÓN BIENES Y SERVICIOS | 358,675,957.93 | 00.00 | 358,675,957.93 | 358,675,957.93 | 358,675,957.93 | 00.00 | 358,675,957.93 | 358,675,957.93 | 00.00 | 358,675,957.93 | 00.00 |
| 410204004 | MATERIALES Y SUMINISTROS | 49,158,734.93 | 00.00 | 49,158,734.93 | 49,158,734.93 | 49,158,734.93 | 00.00 | 49,158,734.93 | 49,158,734.93 | 00.00 | 49,158,734.93 | 00.00 |
| 410204004002 | PAPELERÍA ÚTILES DE ESCRITORIO Y OFICINA | 49,158,734.93 | 00.00 | 49,158,734.93 | 49,158,734.93 | 49,158,734.93 | 00.00 | 49,158,734.93 | 49,158,734.93 | 00.00 | 49,158,734.93 | 00.00 |
| 410204004002 | PAPELERÍA ÚTILES DE ESCRITORIO Y OFICINA / RENTAS CEDIDAS | 49,158,734.93 | 00.00 | 49,158,734.93 | 49,158,734.93 | 49,158,734.93 | 00.00 | 49,158,734.93 | 49,158,734.93 | 00.00 | 49,158,734.93 | 00.00 |
| 410204005 | MANTENIMIENTO | 30,881,792.00 | 00.00 | 30,881,792.00 | 30,881,792.00 | 30,881,792.00 | 00.00 | 30,881,792.00 | 30,881,792.00 | 00.00 | 30,881,792.00 | 00.00 |
| 410204005002 | MANTENIMIENTO DE BIENES MUEBLES EQUIPOS Y ENSERES | 8,568,000.00 | 00.00 | 8,568,000.00 | 8,568,000.00 | 8,568,000.00 | 00.00 | 8,568,000.00 | 8,568,000.00 | 00.00 | 8,568,000.00 | 00.00 |
| 410204005002 | MANTENIMIENTO DE BIENES MUEBLES EQUIPOS Y ENSERES / RENTAS CEDIDAS | 8,568,000.00 | 00.00 | 8,568,000.00 | 8,568,000.00 | 8,568,000.00 | 00.00 | 8,568,000.00 | 8,568,000.00 | 00.00 | 8,568,000.00 | 00.00 |

EJECUCION PRESUPUESTAL DE GASTOS
CORRESPONDIENTE AL MES DE MAYO DE 2022

| RUBRO | DESCRIPCION | APROPIACION INICIAL | MODIFICACIONES | APROPIACION VIGENTE | DISPONIBILIDADES | COMPROMISOS | DISPONIBILIDADES ABIERTAS | OBLIGACIONES | PAGOS ANTERIORES | PAGOS DEL MES | PAGOS ACUMULADOS | OBLIGACIONES POR PAGAR |
|--------------|---|---------------------|----------------|---------------------|------------------|----------------|---------------------------|----------------|------------------|---------------|------------------|------------------------|
| | | 1 | 2 | 3 | 4 | 5 | 6= (4-5) | 7 | 8 | 9 | 10 = (8+9) | 11=(7-10) |
| 410204005005 | SERVICIO DE SEGURIDAD Y | 22,313,792.00 | 00.00 | 22,313,792.00 | 22,313,792.00 | 22,313,792.00 | 00.00 | 22,313,792.00 | 22,313,792.00 | 00.00 | 22,313,792.00 | 00.00 |
| 410204005005 | SERVICIO DE SEGURIDAD Y VIGILANCIA / RENTAS CEDIDAS | 22,313,792.00 | 00.00 | 22,313,792.00 | 22,313,792.00 | 22,313,792.00 | 00.00 | 22,313,792.00 | 22,313,792.00 | 00.00 | 22,313,792.00 | 00.00 |
| 410204009 | SEGUROS | 7,116,150.00 | 00.00 | 7,116,150.00 | 7,116,150.00 | 7,116,150.00 | 00.00 | 7,116,150.00 | 7,116,150.00 | 00.00 | 7,116,150.00 | 00.00 |
| 410204009003 | OTROS SEGUROS | 7,116,150.00 | 00.00 | 7,116,150.00 | 7,116,150.00 | 7,116,150.00 | 00.00 | 7,116,150.00 | 7,116,150.00 | 00.00 | 7,116,150.00 | 00.00 |
| 410204009003 | OTROS SEGUROS / RENTAS CEDIDAS | 7,116,150.00 | 00.00 | 7,116,150.00 | 7,116,150.00 | 7,116,150.00 | 00.00 | 7,116,150.00 | 7,116,150.00 | 00.00 | 7,116,150.00 | 00.00 |
| 410204013 | CAPACITACIÓN BIENESTAR | 247,159,909.00 | 00.00 | 247,159,909.00 | 247,159,909.00 | 247,159,909.00 | 00.00 | 247,159,909.00 | 247,159,909.00 | 00.00 | 247,159,909.00 | 00.00 |
| 410204013001 | SERVICIOS DE BIENESTAR SOCIAL | 247,159,909.00 | 00.00 | 247,159,909.00 | 247,159,909.00 | 247,159,909.00 | 00.00 | 247,159,909.00 | 247,159,909.00 | 00.00 | 247,159,909.00 | 00.00 |
| 410204013001 | SERVICIOS DE BIENESTAR SOCIAL / RENTAS CEDIDAS | 247,159,909.00 | 00.00 | 247,159,909.00 | 247,159,909.00 | 247,159,909.00 | 00.00 | 247,159,909.00 | 247,159,909.00 | 00.00 | 247,159,909.00 | 00.00 |
| 410204015 | OTROS GASTOS POR | 24,359,372.00 | 00.00 | 24,359,372.00 | 24,359,372.00 | 24,359,372.00 | 00.00 | 24,359,372.00 | 24,359,372.00 | 00.00 | 24,359,372.00 | 00.00 |
| 410204015002 | SALUD OCUPACIONAL | 24,359,372.00 | 00.00 | 24,359,372.00 | 24,359,372.00 | 24,359,372.00 | 00.00 | 24,359,372.00 | 24,359,372.00 | 00.00 | 24,359,372.00 | 00.00 |
| 410204015002 | SALUD OCUPACIONAL / RENTAS CEDIDAS | 24,359,372.00 | 00.00 | 24,359,372.00 | 24,359,372.00 | 24,359,372.00 | 00.00 | 24,359,372.00 | 24,359,372.00 | 00.00 | 24,359,372.00 | 00.00 |
| 4103 | TRANSFERENCIAS | 189,687,297.00 | 00.00 | 189,687,297.00 | 189,687,297.00 | 189,687,297.00 | 00.00 | 189,687,297.00 | 189,687,297.00 | 00.00 | 189,687,297.00 | 00.00 |
| 410303 | DE PREVISIÓN Y SEGURIDAD SOCIAL | 189,687,297.00 | 00.00 | 189,687,297.00 | 189,687,297.00 | 189,687,297.00 | 00.00 | 189,687,297.00 | 189,687,297.00 | 00.00 | 189,687,297.00 | 00.00 |
| 41030301 | DE PREVISION Y SEGURIDAD SOCIAL | 189,687,297.00 | 00.00 | 189,687,297.00 | 189,687,297.00 | 189,687,297.00 | 00.00 | 189,687,297.00 | 189,687,297.00 | 00.00 | 189,687,297.00 | 00.00 |
| 41030301004 | INTERESES DE CESANTIAS | 19,941,060.00 | 00.00 | 19,941,060.00 | 19,941,060.00 | 19,941,060.00 | 00.00 | 19,941,060.00 | 19,941,060.00 | 00.00 | 19,941,060.00 | 00.00 |
| 41030301004 | INTERESES DE CESANTIAS / RENTAS CEDIDAS | 19,941,060.00 | 00.00 | 19,941,060.00 | 19,941,060.00 | 19,941,060.00 | 00.00 | 19,941,060.00 | 19,941,060.00 | 00.00 | 19,941,060.00 | 00.00 |
| 41030301006 | FONDOS ADMINISTRADORES DE | 155,786,813.00 | 00.00 | 155,786,813.00 | 155,786,813.00 | 155,786,813.00 | 00.00 | 155,786,813.00 | 155,786,813.00 | 00.00 | 155,786,813.00 | 00.00 |
| 41030301006 | FONDOS ADMINISTRADORES DE CESANTIAS PRIVADOS / RENTAS CEDIDAS | 155,786,813.00 | 00.00 | 155,786,813.00 | 155,786,813.00 | 155,786,813.00 | 00.00 | 155,786,813.00 | 155,786,813.00 | 00.00 | 155,786,813.00 | 00.00 |
| 41030301007 | FONDOS ADMINISTRADORES | 13,959,424.00 | 00.00 | 13,959,424.00 | 13,959,424.00 | 13,959,424.00 | 00.00 | 13,959,424.00 | 13,959,424.00 | 00.00 | 13,959,424.00 | 00.00 |
| 41030301007 | FONDOS ADMINISTRADORES DECESANTIAS PUBLICOS / RENTAS CEDIDAS | 13,959,424.00 | 00.00 | 13,959,424.00 | 13,959,424.00 | 13,959,424.00 | 00.00 | 13,959,424.00 | 13,959,424.00 | 00.00 | 13,959,424.00 | 00.00 |
| 43 | GASTOS DE INVERSIÓN | 499,807,223.37 | 00.00 | 499,807,223.37 | 499,807,223.37 | 499,807,223.37 | 00.00 | 499,807,223.37 | 493,772,493.37 | 00.00 | 493,772,493.37 | 6,034,730.00 |
| 4301 | GASTOS DE PERSONAL | 261,846,325.00 | 00.00 | 261,846,325.00 | 261,846,325.00 | 261,846,325.00 | 00.00 | 261,846,325.00 | 257,303,695.00 | 00.00 | 257,303,695.00 | 4,542,630.00 |
| 430101 | SERVICIOS PERSONALES ASOCIADOS A NÓMINA (OPE) | 7,622,398.00 | 00.00 | 7,622,398.00 | 7,622,398.00 | 7,622,398.00 | 00.00 | 7,622,398.00 | 3,079,768.00 | 00.00 | 3,079,768.00 | 4,542,630.00 |
| 43010101 | SUELDOS DE PERSONAL DE NÓMINA | 4,542,630.00 | 00.00 | 4,542,630.00 | 4,542,630.00 | 4,542,630.00 | 00.00 | 4,542,630.00 | 00.00 | 00.00 | 00.00 | 4,542,630.00 |
| 43010101001 | SUELDOS | 4,542,630.00 | 00.00 | 4,542,630.00 | 4,542,630.00 | 4,542,630.00 | 00.00 | 4,542,630.00 | 00.00 | 00.00 | 00.00 | 4,542,630.00 |
| 43010101001 | SUELDOS / S.G.P. CSF | 4,542,630.00 | 00.00 | 4,542,630.00 | 4,542,630.00 | 4,542,630.00 | 00.00 | 4,542,630.00 | 00.00 | 00.00 | 00.00 | 4,542,630.00 |
| 43010105 | OTROS | 2,233,659.00 | 00.00 | 2,233,659.00 | 2,233,659.00 | 2,233,659.00 | 00.00 | 2,233,659.00 | 2,233,659.00 | 00.00 | 2,233,659.00 | 00.00 |
| 43010105001 | BONIFICACIÓN ESPECIAL DE RECREACIÓN | 112,815.00 | 00.00 | 112,815.00 | 112,815.00 | 112,815.00 | 00.00 | 112,815.00 | 112,815.00 | 00.00 | 112,815.00 | 00.00 |
| 43010105001 | BONIFICACIÓN ESPECIAL DE RECREACIÓN / S.G.P. CSF | 112,815.00 | 00.00 | 112,815.00 | 112,815.00 | 112,815.00 | 00.00 | 112,815.00 | 112,815.00 | 00.00 | 112,815.00 | 00.00 |

EJECUCION PRESUPUESTAL DE GASTOS
CORRESPONDIENTE AL MES DE MAYO DE 2022

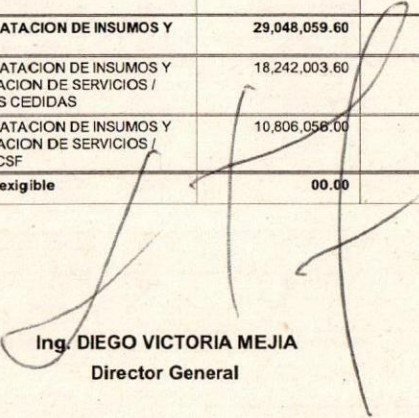
| RUBRO | DESCRIPCION | APROPIACION INICIAL | MODIFICACIONES | APROPIACION VIGENTE | DISPONIBILIDADES | COMPROMISOS | DISPONIBILIDADES ABIERTAS | OBLIGACIONES | PAGOS ANTERIORES | PAGOS DEL MES | PAGOS ACUMULADOS | OBLIGACIONES POR PAGAR |
|-------------|--|---------------------|----------------|---------------------|------------------|----------------|---------------------------|----------------|------------------|---------------|------------------|------------------------|
| | | 1 | 2 | 3 | 4 | 5 | 6= (4-5) | 7 | 8 | 9 | 10 = (8+9) | 11=(7-10) |
| 43010105002 | BONIFICACION SERVICIOS | 592,276.00 | 00.00 | 592,276.00 | 592,276.00 | 592,276.00 | 00.00 | 592,276.00 | 592,276.00 | 00.00 | 592,276.00 | 00.00 |
| 43010105002 | BONIFICACION SERVICIOS PRESTADOS / S.G.P. CSF | 592,276.00 | 00.00 | 592,276.00 | 592,276.00 | 592,276.00 | 00.00 | 592,276.00 | 592,276.00 | 00.00 | 592,276.00 | 00.00 |
| 43010105005 | PRIMA DE SERVICIO | 647,867.00 | 00.00 | 647,867.00 | 647,867.00 | 647,867.00 | 00.00 | 647,867.00 | 647,867.00 | 00.00 | 647,867.00 | 00.00 |
| 43010105005 | PRIMA DE SERVICIO / S.G.P. CSF | 647,867.00 | 00.00 | 647,867.00 | 647,867.00 | 647,867.00 | 00.00 | 647,867.00 | 647,867.00 | 00.00 | 647,867.00 | 00.00 |
| 43010105006 | PRIMA DE VACACIONES | 880,701.00 | 00.00 | 880,701.00 | 880,701.00 | 880,701.00 | 00.00 | 880,701.00 | 880,701.00 | 00.00 | 880,701.00 | 00.00 |
| 43010105006 | PRIMA DE VACACIONES / S.G.P. CSF | 880,701.00 | 00.00 | 880,701.00 | 880,701.00 | 880,701.00 | 00.00 | 880,701.00 | 880,701.00 | 00.00 | 880,701.00 | 00.00 |
| 43010109 | HORAS EXTRAS DIAS FESTIVOS | 846,109.00 | 00.00 | 846,109.00 | 846,109.00 | 846,109.00 | 00.00 | 846,109.00 | 846,109.00 | 00.00 | 846,109.00 | 00.00 |
| 43010109002 | INDEMNIZACIÓN POR VACACIONES | 846,109.00 | 00.00 | 846,109.00 | 846,109.00 | 846,109.00 | 00.00 | 846,109.00 | 846,109.00 | 00.00 | 846,109.00 | 00.00 |
| 43010109002 | INDEMNIZACIÓN POR VACACIONES / S.G.P. CSF / S.G.P. CSF | 846,109.00 | 00.00 | 846,109.00 | 846,109.00 | 846,109.00 | 00.00 | 846,109.00 | 846,109.00 | 00.00 | 846,109.00 | 00.00 |
| 430105 | CONTRIBUCIONES INHERENTES A LA NOMINA SECTOR PRIVADO Y | 254,223,927.00 | 00.00 | 254,223,927.00 | 254,223,927.00 | 254,223,927.00 | 00.00 | 254,223,927.00 | 254,223,927.00 | 00.00 | 254,223,927.00 | 00.00 |
| 43010501 | ADMINISTRADAS POR EL SECTOR PRIVADO | 212,780,213.00 | 00.00 | 212,780,213.00 | 212,780,213.00 | 212,780,213.00 | 00.00 | 212,780,213.00 | 212,780,213.00 | 00.00 | 212,780,213.00 | 00.00 |
| 43010501002 | FONDOS ADMINISTRADORES DE CESANTIAS PRIVADOS | 212,780,213.00 | 00.00 | 212,780,213.00 | 212,780,213.00 | 212,780,213.00 | 00.00 | 212,780,213.00 | 212,780,213.00 | 00.00 | 212,780,213.00 | 00.00 |
| 43010501002 | FONDOS ADMINISTRADORES DE CESANTIAS PRIVADOS / MINPROTECCION ETV | 65,300,651.00 | 00.00 | 65,300,651.00 | 65,300,651.00 | 65,300,651.00 | 00.00 | 65,300,651.00 | 65,300,651.00 | 00.00 | 65,300,651.00 | 00.00 |
| 43010501002 | FONDOS ADMINISTRADORES DE CESANTIAS PRIVADOS / S.G.P. CSF | 147,479,562.00 | 00.00 | 147,479,562.00 | 147,479,562.00 | 147,479,562.00 | 00.00 | 147,479,562.00 | 147,479,562.00 | 00.00 | 147,479,562.00 | 00.00 |
| 43010502 | ADMINISTRADAS POR EL SECTOR | 41,443,714.00 | 00.00 | 41,443,714.00 | 41,443,714.00 | 41,443,714.00 | 00.00 | 41,443,714.00 | 41,443,714.00 | 00.00 | 41,443,714.00 | 00.00 |
| 43010502004 | FONDOS ADMINISTRADORES DE CESANTIAS PUBLICOS | 41,443,714.00 | 00.00 | 41,443,714.00 | 41,443,714.00 | 41,443,714.00 | 00.00 | 41,443,714.00 | 41,443,714.00 | 00.00 | 41,443,714.00 | 00.00 |
| 43010502004 | FONDOS ADMINISTRADORES DE CESANTIAS PUBLICOS / MINPROTECCION ETV | 6,510,980.00 | 00.00 | 6,510,980.00 | 6,510,980.00 | 6,510,980.00 | 00.00 | 6,510,980.00 | 6,510,980.00 | 00.00 | 6,510,980.00 | 00.00 |
| 43010502004 | FONDOS ADMINISTRADORES DE CESANTIAS PUBLICOS / S.G.P. CSF | 34,932,734.00 | 00.00 | 34,932,734.00 | 34,932,734.00 | 34,932,734.00 | 00.00 | 34,932,734.00 | 34,932,734.00 | 00.00 | 34,932,734.00 | 00.00 |
| 4302 | GASTOS GENERALES | 1,898,100.00 | 00.00 | 1,898,100.00 | 1,898,100.00 | 1,898,100.00 | 00.00 | 1,898,100.00 | 406,000.00 | 00.00 | 406,000.00 | 1,492,100.00 |
| 430204 | ADQUISICIÓN BIENES Y SERVICIOS | 1,898,100.00 | 00.00 | 1,898,100.00 | 1,898,100.00 | 1,898,100.00 | 00.00 | 1,898,100.00 | 406,000.00 | 00.00 | 406,000.00 | 1,492,100.00 |
| 430204011 | VIÁTICOS Y GASTOS DE VIAJE | 1,898,100.00 | 00.00 | 1,898,100.00 | 1,898,100.00 | 1,898,100.00 | 00.00 | 1,898,100.00 | 406,000.00 | 00.00 | 406,000.00 | 1,492,100.00 |
| 430204011 | VIÁTICOS Y GASTOS DE VIAJE / LIBRE DESTINACION | 1,898,100.00 | 00.00 | 1,898,100.00 | 1,898,100.00 | 1,898,100.00 | 00.00 | 1,898,100.00 | 406,000.00 | 00.00 | 406,000.00 | 1,492,100.00 |
| 4303 | TRANSFERENCIAS | 30,264,046.00 | 00.00 | 30,264,046.00 | 30,264,046.00 | 30,264,046.00 | 00.00 | 30,264,046.00 | 30,264,046.00 | 00.00 | 30,264,046.00 | 00.00 |
| 430303 | DE PREVISION Y SEGURIDAD SOCIAL | 30,264,046.00 | 00.00 | 30,264,046.00 | 30,264,046.00 | 30,264,046.00 | 00.00 | 30,264,046.00 | 30,264,046.00 | 00.00 | 30,264,046.00 | 00.00 |
| 430303001 | INTERESES DE CESANTIAS | 30,264,046.00 | 00.00 | 30,264,046.00 | 30,264,046.00 | 30,264,046.00 | 00.00 | 30,264,046.00 | 30,264,046.00 | 00.00 | 30,264,046.00 | 00.00 |
| 430303001 | INTERESES DE CESANTIAS / MINPROTECCION ETV | 8,472,769.00 | 00.00 | 8,472,769.00 | 8,472,769.00 | 8,472,769.00 | 00.00 | 8,472,769.00 | 8,472,769.00 | 00.00 | 8,472,769.00 | 00.00 |
| 430303001 | INTERESES DE CESANTIAS / S.G.P. CSF | 21,791,277.00 | 00.00 | 21,791,277.00 | 21,791,277.00 | 21,791,277.00 | 00.00 | 21,791,277.00 | 21,791,277.00 | 00.00 | 21,791,277.00 | 00.00 |
| 4310 | OTROS GASTOS DE INVERSION | 205,798,752.37 | 00.00 | 205,798,752.37 | 205,798,752.37 | 205,798,752.37 | 00.00 | 205,798,752.37 | 205,798,752.37 | 00.00 | 205,798,752.37 | 00.00 |

EJECUCION PRESUPUESTAL DE GASTOS
CORRESPONDIENTE AL MES DE MAYO DE 2022

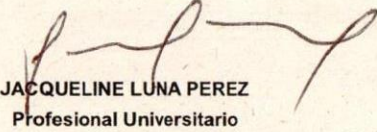
| RUBRO | DESCRIPCION | APROPIACION INICIAL | MODIFICACIONES | APROPIACION VIGENTE | DISPONIBILIDADES | COMPROMISOS | DISPONIBILIDADES ABIERTAS | OBLIGACIONES | PAGOS ANTERIORES | PAGOS DEL MES | PAGOS ACUMULADOS | OBLIGACIONES POR PAGAR |
|---------------|---|---------------------|----------------|---------------------|------------------|----------------|---------------------------|----------------|------------------|---------------|------------------|------------------------|
| | | 1 | 2 | 3 | 4 | 5 | 6= (4-5) | 7 | 8 | 9 | 10 = (8+9) | 11=(7-10) |
| 431001 | SUBCUENTA UES | 205,798,752.37 | 00.00 | 205,798,752.37 | 205,798,752.37 | 205,798,752.37 | 00.00 | 205,798,752.37 | 205,798,752.37 | 00.00 | 205,798,752.37 | 00.00 |
| 43100101 | CONTRATACION DE INSUMOS Y PRESTACION DE SERVICIOS | 176,750,692.77 | 00.00 | 176,750,692.77 | 176,750,692.77 | 176,750,692.77 | 00.00 | 176,750,692.77 | 176,750,692.77 | 00.00 | 176,750,692.77 | 00.00 |
| 43100101002 | AGUA PARA CONSUMO HUMANO | 5,250,159.00 | 00.00 | 5,250,159.00 | 5,250,159.00 | 5,250,159.00 | 00.00 | 5,250,159.00 | 5,250,159.00 | 00.00 | 5,250,159.00 | 00.00 |
| 4310010100202 | AGUA PARA CONSUMO HUMANO - MATERIALES Y SUMINISTROS | 5,250,159.00 | 00.00 | 5,250,159.00 | 5,250,159.00 | 5,250,159.00 | 00.00 | 5,250,159.00 | 5,250,159.00 | 00.00 | 5,250,159.00 | 00.00 |
| 4310010100202 | AGUA PARA CONSUMO HUMANO - MATERIALES Y SUMINISTROS / S.G.P. CSF | 5,250,159.00 | 00.00 | 5,250,159.00 | 5,250,159.00 | 5,250,159.00 | 00.00 | 5,250,159.00 | 5,250,159.00 | 00.00 | 5,250,159.00 | 00.00 |
| 43100101004 | ALIMENTOS Y MEDICAMENTOS | 6,818,700.00 | 00.00 | 6,818,700.00 | 6,818,700.00 | 6,818,700.00 | 00.00 | 6,818,700.00 | 6,818,700.00 | 00.00 | 6,818,700.00 | 00.00 |
| 4310010100402 | ALIMENTOS Y MEDICAMENTOS - MATERIALES Y SUMINISTROS | 6,818,700.00 | 00.00 | 6,818,700.00 | 6,818,700.00 | 6,818,700.00 | 00.00 | 6,818,700.00 | 6,818,700.00 | 00.00 | 6,818,700.00 | 00.00 |
| 4310010100402 | ALIMENTOS Y MEDICAMENTOS - MATERIALES Y SUMINISTROS / S.G.P. CSF | 6,818,700.00 | 00.00 | 6,818,700.00 | 6,818,700.00 | 6,818,700.00 | 00.00 | 6,818,700.00 | 6,818,700.00 | 00.00 | 6,818,700.00 | 00.00 |
| 43100101007 | ENFERMEDADES TRANSMITIDAS | 19,063,000.00 | 00.00 | 19,063,000.00 | 19,063,000.00 | 19,063,000.00 | 00.00 | 19,063,000.00 | 19,063,000.00 | 00.00 | 19,063,000.00 | 00.00 |
| 4310010100702 | ENFERMEDADES TRANSMITIDAS POR VECTORES - MATERIALES Y SUMINISTROS | 19,063,000.00 | 00.00 | 19,063,000.00 | 19,063,000.00 | 19,063,000.00 | 00.00 | 19,063,000.00 | 19,063,000.00 | 00.00 | 19,063,000.00 | 00.00 |
| 4310010100702 | ENFERMEDADES TRANSMITIDAS POR VECTORES - MATERIALES Y SUMINISTROS / LIBRE DESTINACION | 19,063,000.00 | 00.00 | 19,063,000.00 | 19,063,000.00 | 19,063,000.00 | 00.00 | 19,063,000.00 | 19,063,000.00 | 00.00 | 19,063,000.00 | 00.00 |
| 43100101008 | ZOONOSIS | 17,845,240.00 | 00.00 | 17,845,240.00 | 17,845,240.00 | 17,845,240.00 | 00.00 | 17,845,240.00 | 17,845,240.00 | 00.00 | 17,845,240.00 | 00.00 |
| 4310010100802 | ZOONOSIS - MATERIALES Y SUMINISTROS | 16,000,000.00 | 00.00 | 16,000,000.00 | 16,000,000.00 | 16,000,000.00 | 00.00 | 16,000,000.00 | 16,000,000.00 | 00.00 | 16,000,000.00 | 00.00 |
| 4310010100802 | ZOONOSIS - MATERIALES Y SUMINISTROS / S.G.P. CSF | 4,000,000.00 | 00.00 | 4,000,000.00 | 4,000,000.00 | 4,000,000.00 | 00.00 | 4,000,000.00 | 4,000,000.00 | 00.00 | 4,000,000.00 | 00.00 |
| 4310010100802 | ZOONOSIS - MATERIALES Y SUMINISTROS / LIBRE DESTINACION | 12,000,000.00 | 00.00 | 12,000,000.00 | 12,000,000.00 | 12,000,000.00 | 00.00 | 12,000,000.00 | 12,000,000.00 | 00.00 | 12,000,000.00 | 00.00 |
| 4310010100803 | ZOONOSIS - COMPRA DE EQUIPO | 1,845,240.00 | 00.00 | 1,845,240.00 | 1,845,240.00 | 1,845,240.00 | 00.00 | 1,845,240.00 | 1,845,240.00 | 00.00 | 1,845,240.00 | 00.00 |
| 4310010100803 | ZOONOSIS - COMPRA DE EQUIPO / S.G.P. CSF | 1,845,240.00 | 00.00 | 1,845,240.00 | 1,845,240.00 | 1,845,240.00 | 00.00 | 1,845,240.00 | 1,845,240.00 | 00.00 | 1,845,240.00 | 00.00 |
| 43100101011 | POR EL MEJORAMIENTO DE LA GESTION Y EL DESEMPEÑO | 127,773,593.77 | 00.00 | 127,773,593.77 | 127,773,593.77 | 127,773,593.77 | 00.00 | 127,773,593.77 | 127,773,593.77 | 00.00 | 127,773,593.77 | 00.00 |
| 4310010101102 | Por el mejoramiento de la gestion y el desempeño insitucional - Materiales y Suministros | 34,574,500.00 | 00.00 | 34,574,500.00 | 34,574,500.00 | 34,574,500.00 | 00.00 | 34,574,500.00 | 34,574,500.00 | 00.00 | 34,574,500.00 | 00.00 |
| 4310010101102 | Por el mejoramiento de la gestion y el desempeño insitucional - Materiales y Suministros / RENTAS CE | 34,574,500.00 | 00.00 | 34,574,500.00 | 34,574,500.00 | 34,574,500.00 | 00.00 | 34,574,500.00 | 34,574,500.00 | 00.00 | 34,574,500.00 | 00.00 |
| 4310010101105 | Por el mejoramiento de la gestion y el desempeño insitucional - | 47,524,503.77 | 00.00 | 47,524,503.77 | 47,524,503.77 | 47,524,503.77 | 00.00 | 47,524,503.77 | 47,524,503.77 | 00.00 | 47,524,503.77 | 00.00 |
| 4310010101105 | Por el mejoramiento de la gestion y el desempeño insitucional - Mantenimiento / Rentas Cedidas / RENT | 44,473,007.57 | 00.00 | 44,473,007.57 | 44,473,007.57 | 44,473,007.57 | 00.00 | 44,473,007.57 | 44,473,007.57 | 00.00 | 44,473,007.57 | 00.00 |
| 4310010101105 | Por el mejoramiento de la gestion y el desempeño insitucional - Mantenimiento / LIBRE DESTINACION | 3,051,496.20 | 00.00 | 3,051,496.20 | 3,051,496.20 | 3,051,496.20 | 00.00 | 3,051,496.20 | 3,051,496.20 | 00.00 | 3,051,496.20 | 00.00 |

EJECUCION PRESUPUESTAL DE GASTOS
CORRESPONDIENTE AL MES DE MAYO DE 2022

| RUBRO | DESCRIPCION | APROPIACION INICIAL | MODIFICACIONES | APROPIACION VIGENTE | DISPONIBILIDADES | COMPROMISOS | DISPONIBILIDADES ABIERTAS | OBLIGACIONES | PAGOS ANTERIORES | PAGOS DEL MES | PAGOS ACUMULADOS | OBLIGACIONES POR PAGAR |
|---------------|--|---------------------|----------------|---------------------|------------------|---------------|---------------------------|---------------|------------------|---------------|------------------|------------------------|
| | | 1 | 2 | 3 | 4 | 5 | 6= (4-5) | 7 | 8 | 9 | 10 = (8+9) | 11=(7-10) |
| 4310010101107 | Por el mejoramiento de la gestion y el desempeño insitucional - | 45,674,590.00 | 00.00 | 45,674,590.00 | 45,674,590.00 | 45,674,590.00 | 00.00 | 45,674,590.00 | 45,674,590.00 | 00.00 | 45,674,590.00 | 00.00 |
| 4310010101107 | Por el mejoramiento de la gestion y el desempeño insitucional -Vigilancia y seguridad / Rentas Cedit | 45,674,590.00 | 00.00 | 45,674,590.00 | 45,674,590.00 | 45,674,590.00 | 00.00 | 45,674,590.00 | 45,674,590.00 | 00.00 | 45,674,590.00 | 00.00 |
| 43100102 | CONTRATACION DE INSUMOS Y | 29,048,059.60 | 00.00 | 29,048,059.60 | 29,048,059.60 | 29,048,059.60 | 00.00 | 29,048,059.60 | 29,048,059.60 | 00.00 | 29,048,059.60 | 00.00 |
| 43100102 | CONTRATACION DE INSUMOS Y PRESTACION DE SERVICIOS / RENTAS CEDIDAS | 18,242,003.60 | 00.00 | 18,242,003.60 | 18,242,003.60 | 18,242,003.60 | 00.00 | 18,242,003.60 | 18,242,003.60 | 00.00 | 18,242,003.60 | 00.00 |
| 43100102 | CONTRATACION DE INSUMOS Y PRESTACION DE SERVICIOS / S.G.P. CSF | 10,806,056.00 | 00.00 | 10,806,056.00 | 10,806,056.00 | 10,806,056.00 | 00.00 | 10,806,056.00 | 10,806,056.00 | 00.00 | 10,806,056.00 | 00.00 |
| 8 | Pasivo exigible | 00.00 | 00.00 | 00.00 | 00.00 | 00.00 | 00.00 | 00.00 | 00.00 | 00.00 | 00.00 | 00.00 |


Ing. DIEGO VICTORIA MEJIA
Director General


Dr. JULIAN EDUARDO MONTOYA RAMIREZ
Subdirector Administrativo


JACQUELINE LUNA PEREZ
Profesional Universitario