



NIT:805.018.833-8

EJECUCION PRESUPUESTAL DE INGRESOS
CORRESPONDIENTE AL MES DE MARZO DE 2016

RUBRO	DESCRIPCION	PRESUPUESTO INICIAL	MODIFICACIONES	TOTAL PRESUPUESTO	RECAUDOS ANTERIORES	RECAUDOS DEL MES	RECAUDOS ACUMULADOS	POR RECAUDAR	% REC
1	INGRESOS	14,394,627,287.00	00.00	14,394,627,287.00	1,462,954,261.15	2,701,099,869.11	4,164,054,130.26	10,230,573,156.74	28.93
11	RENTAS PROPIAS	253,000,000.00	00.00	253,000,000.00	66,096,040.15	50,598,176.11	116,694,216.26	136,305,783.74	46.12
111	INGRESOS CORRIENTES	253,000,000.00	00.00	253,000,000.00	24,216,855.00	27,782,274.00	51,999,129.00	201,000,871.00	20.55
1112	NO TRIBUTARIOS	253,000,000.00	00.00	253,000,000.00	24,216,855.00	27,782,274.00	51,999,129.00	201,000,871.00	20.55
11123	VENTA DE BIENES Y SERVICIOS	253,000,000.00	00.00	253,000,000.00	24,216,855.00	27,782,274.00	51,999,129.00	201,000,871.00	20.55
111232	VENTA DE SERVICIOS	253,000,000.00	00.00	253,000,000.00	24,216,855.00	27,782,274.00	51,999,129.00	201,000,871.00	20.55
11123202	SERVICIOS DE PREVISION SOCIAL	253,000,000.00	00.00	253,000,000.00	24,216,855.00	27,782,274.00	51,999,129.00	201,000,871.00	20.55
1112320201	TASA PARA RECUPERACION DE SERVICIOS	253,000,000.00	00.00	253,000,000.00	24,216,855.00	27,782,274.00	51,999,129.00	201,000,871.00	20.55
111232020101	LABORATORIO Y DIAGNOSTICO	253,000,000.00	00.00	253,000,000.00	24,216,855.00	27,782,274.00	51,999,129.00	201,000,871.00	20.55
11123202010101	ANÁLISIS MICROBIOLÓGICO Y FISICO QU	253,000,000.00	00.00	253,000,000.00	24,216,855.00	27,782,274.00	51,999,129.00	201,000,871.00	20.55
1112320201010104	ANÁLISIS MICROBIOLÓGICO Y FISICO QU / RECURSOS PROPIOS	253,000,000.00	00.00	253,000,000.00	24,216,855.00	27,782,274.00	51,999,129.00	201,000,871.00	20.55
112	RECURSOS DE CAPITAL	00.00	00.00	00.00	41,879,185.15	22,815,902.11	64,695,087.26	(64,695,087.26)	00.00
1123	RENDIMIENTOS POR OPERACIONES	00.00	00.00	00.00	34,679,522.15	21,210,279.11	55,889,801.26	(55,889,801.26)	00.00
11238	RENDIMIENTOS POR OPERACIONES FINANCIERAS	00.00	00.00	00.00	34,679,522.15	21,210,279.11	55,889,801.26	(55,889,801.26)	00.00
11238 001	RENDIMIENTOS POR OPERACIONES FINANCIERAS / RENTAS CEDIDAS	00.00	00.00	00.00	4,165,954.00	2,610,237.00	6,776,191.00	(6,776,191.00)	00.00
11238 002	RENDIMIENTOS POR OPERACIONES FINANCIERAS / MINPROTECCION ETV	00.00	00.00	00.00	91,239.00	21,140.00	112,379.00	(112,379.00)	00.00
11238 004	RENDIMIENTOS POR OPERACIONES FINANCIERAS / RECURSOS PROPIOS	00.00	00.00	00.00	28,546,195.15	14,916,092.11	43,462,287.26	(43,462,287.26)	00.00
11238 005	RENDIMIENTOS POR OPERACIONES FINANCIERAS / S.G.P. CSF	00.00	00.00	00.00	1,876,134.00	3,662,810.00	5,538,944.00	(5,538,944.00)	00.00
1126	OTROS INGRESOS DE CAPITAL	00.00	00.00	00.00	7,199,663.00	1,605,623.00	8,805,286.00	(8,805,286.00)	00.00
11263	REINTEGROS	00.00	00.00	00.00	7,199,663.00	1,605,623.00	8,805,286.00	(8,805,286.00)	00.00
11263 001	REINTEGROS / RENTAS CEDIDAS	00.00	00.00	00.00	3,437,946.00	1,605,623.00	5,043,569.00	(5,043,569.00)	00.00
11263 004	REINTEGROS / RECURSOS PROPIOS	00.00	00.00	00.00	3,761,717.00	00.00	3,761,717.00	(3,761,717.00)	00.00
12	TRANSFERENCIAS	14,141,627,287.00	00.00	14,141,627,287.00	1,396,858,221.00	2,650,501,693.00	4,047,359,914.00	10,094,267,373.00	28.62
121	TRANSFERENCIAS CORRIENTES RECIBIDAS	14,141,627,287.00	00.00	14,141,627,287.00	1,396,858,221.00	2,650,501,693.00	4,047,359,914.00	10,094,267,373.00	28.62
1211	DE LA NACION	1,077,020,456.00	00.00	1,077,020,456.00	00.00	00.00	00.00	1,077,020,456.00	00.00
1211 003	DE LA NACION / S.G.P. SSF	1,077,020,456.00	00.00	1,077,020,456.00	00.00	00.00	00.00	1,077,020,456.00	00.00

EJECUCION PRESUPUESTAL DE INGRESOS
CORRESPONDIENTE AL MES DE MARZO DE 2016

RUBRO	DESCRIPCION	PRESUPUESTO INICIAL	MODIFICACIONES	TOTAL PRESUPUESTO	RECAUDOS ANTERIORES	RECAUDOS DEL MES	RECAUDOS ACUMULADOS	POR RECAUDAR	% REC
1212	DEL DEPARTAMENTO	13,064,606,831.00	00.00	13,064,606,831.00	1,396,858,221.00	2,650,501,693.00	4,047,359,914.00	9,017,246,917.00	30.98
12121	RENTAS CEDIDAS	5,385,384,971.00	00.00	5,385,384,971.00	86,942,345.00	942,442,370.00	1,029,384,715.00	4,356,000,256.00	19.11
12121	RENTAS CEDIDAS / RENTAS CEDIDAS	5,385,384,971.00	00.00	5,385,384,971.00	86,942,345.00	942,442,370.00	1,029,384,715.00	4,356,000,256.00	19.11
12122	MINPROTECCION	7,679,221,860.00	00.00	7,679,221,860.00	1,309,915,876.00	1,708,059,323.00	3,017,975,199.00	4,661,246,661.00	39.30
12122	MINPROTECCION / MINPROTECCION ETV	1,400,412,518.00	00.00	1,400,412,518.00	00.00	264,073,333.00	264,073,333.00	1,136,339,185.00	18.86
12122	MINPROTECCION / S.G.P. CSF	6,278,809,342.00	00.00	6,278,809,342.00	1,309,915,876.00	1,443,985,990.00	2,753,901,866.00	3,524,907,476.00	43.86

Ing. DIEGO VICTORIA MEJIA
Director General

Dra. DIALMA ALEJANDRA REYES SOTELO
Subdirector Administrativo

Ing. LILIANA BETTY BARROS QUINONES
Profesional Universitario

EJECUCION PRESUPUESTAL DE GASTOS
CORRESPONDIENTE AL MES DE MARZO DE 2016

RUBRO	DESCRIPCION	APROPIACION INICIAL	MODIFICACIONES	APROPIACION VIGENTE	DISPONIBILIDADES	COMPROMISOS	DISPONIBILIDADES ABIERTAS	OBLIGACIONES PAGOS ANTERIORES	PAGOS DEL MES	PAGOS ACUMULADOS	OBLIGACIONES POR PAGAR
		1	2	3	4	5	6= (4-5)	7	8	9	10 = (8+9) 11=(7-10)
210204005	MANTENIMIENTO	892,896,996.00	00.00	892,896,996.00	686,444,961.06	60,367,029.06	626,077,932.00	24,415,229.00	3,058,076.00	21,357,153.00	24,415,229.00
210204005001	MANTENIMIENTO DE BIENES INMUEBLES	150,000,000.00	00.00	150,000,000.00	93,512,599.00	18,942,514.00	74,570,085.00	1,468,667.00	916,667.00	552,000.00	1,468,667.00
210204005001	MANTENIMIENTO DE BIENES INMUEBLES / RENTAS CEDIDAS	150,000,000.00	00.00	150,000,000.00	93,512,599.00	18,942,514.00	74,570,085.00	1,468,667.00	916,667.00	552,000.00	1,468,667.00
210204005002	MANTENIMIENTO DE BIENES	150,000,000.00	00.00	150,000,000.00	140,000,000.00	2,649,009.00	137,350,991.00	2,649,009.00	1,391,409.00	1,257,600.00	2,649,009.00
210204005002	MANTENIMIENTO DE BIENES MUEBLES EQUIPOS Y ENSERES / RENTAS CEDIDAS	150,000,000.00	00.00	150,000,000.00	140,000,000.00	2,649,009.00	137,350,991.00	2,649,009.00	1,391,409.00	1,257,600.00	2,649,009.00
210204005003	MANTENIMIENTO EQUIPO DE	00.00	00.00	00.00	00.00	00.00	00.00	00.00	00.00	00.00	00.00
210204005004	SERVICIO DE CAFETERIA Y RESTAURANTE	30,000,000.00	00.00	30,000,000.00	9,000,000.00	1,819,600.00	7,180,400.00	1,819,600.00	750,000.00	1,069,600.00	1,819,600.00
210204005004	SERVICIO DE CAFETERIA Y RESTAURANTE / RENTAS CEDIDAS	30,000,000.00	00.00	30,000,000.00	9,000,000.00	1,819,600.00	7,180,400.00	1,819,600.00	750,000.00	1,069,600.00	1,819,600.00
210204005005	SERVICIO DE SEGURIDAD Y	404,096,996.00	00.00	404,096,996.00	336,512,362.06	36,955,906.06	299,556,456.00	18,477,953.00	00.00	18,477,953.00	18,477,953.00
210204005005	SERVICIO DE SEGURIDAD Y VIGILANCIA / RENTAS CEDIDAS	404,096,996.00	00.00	404,096,996.00	336,512,362.06	36,955,906.06	299,556,456.00	18,477,953.00	00.00	18,477,953.00	18,477,953.00
210204005006	MANTENIMIENTO DE OTROS	00.00	00.00	00.00	00.00	00.00	00.00	00.00	00.00	00.00	00.00
210204005006	MANTENIMIENTO DE OTROS BIENES / RENTAS CEDIDAS	00.00	00.00	00.00	00.00	00.00	00.00	00.00	00.00	00.00	00.00
210204005007	MANTENIMIENTO DE SOFTWARE	158,800,000.00	00.00	158,800,000.00	107,420,000.00	00.00	107,420,000.00	00.00	00.00	00.00	00.00
210204005007	MANTENIMIENTO DE SOFTWARE / RENTAS CEDIDAS	158,800,000.00	00.00	158,800,000.00	107,420,000.00	00.00	107,420,000.00	00.00	00.00	00.00	00.00
210204006	COMUNICACIÓN Y TRANSPORTE	112,360,000.00	00.00	112,360,000.00	102,999,998.00	713,001.00	102,286,997.00	713,001.00	500,001.00	213,000.00	713,001.00
210204006001	CORREO	9,360,000.00	00.00	9,360,000.00	00.00	00.00	00.00	00.00	00.00	00.00	00.00
210204006001	CORREO / RENTAS CEDIDAS	9,360,000.00	00.00	9,360,000.00	00.00	00.00	00.00	00.00	00.00	00.00	00.00
210204006002	SERVICIO DE TRANSMISIÓN DE	97,000,000.00	00.00	97,000,000.00	96,999,998.00	00.00	96,999,998.00	00.00	00.00	00.00	00.00
210204006002	SERVICIO DE TRANSMISIÓN DE INFORMACIÓN / RENTAS CEDIDAS	97,000,000.00	00.00	97,000,000.00	96,999,998.00	00.00	96,999,998.00	00.00	00.00	00.00	00.00
210204006003	OTROS COMUNICACIONES Y	6,000,000.00	00.00	6,000,000.00	6,000,000.00	713,001.00	5,286,999.00	713,001.00	500,001.00	213,000.00	713,001.00
210204006003	OTROS COMUNICACIONES Y TRANSPORTE / RENTAS CEDIDAS	6,000,000.00	00.00	6,000,000.00	6,000,000.00	713,001.00	5,286,999.00	713,001.00	500,001.00	213,000.00	713,001.00
210204007	IMPRESOS Y PUBLICACIONES	31,000,000.00	00.00	31,000,000.00	1,293,840.00	203,820.00	1,090,020.00	203,820.00	107,820.00	96,000.00	203,820.00
210204007002	OTROS GASTOS POR IMPRESOS Y PUBLICACIONES	31,000,000.00	00.00	31,000,000.00	1,293,840.00	203,820.00	1,090,020.00	203,820.00	107,820.00	96,000.00	203,820.00
210204007002	OTROS GASTOS POR IMPRESOS Y PUBLICACIONES / RENTAS CEDIDAS	31,000,000.00	00.00	31,000,000.00	1,293,840.00	203,820.00	1,090,020.00	203,820.00	107,820.00	96,000.00	203,820.00
210204008	SERVICIOS PÚBLICOS	144,920,670.00	00.00	144,920,670.00	41,698,340.12	41,698,340.12	00.00	41,698,340.12	27,425,416.88	14,272,923.24	41,698,340.12
210204008001	ACUEDUCTO Y ALCANTARILLADO	15,101,220.00	00.00	15,101,220.00	3,119,800.00	3,119,800.00	00.00	3,119,800.00	2,172,229.00	947,571.00	3,119,800.00
210204008001	ACUEDUCTO Y ALCANTARILLADO / RENTAS CEDIDAS	15,101,220.00	00.00	15,101,220.00	3,119,800.00	3,119,800.00	00.00	3,119,800.00	2,172,229.00	947,571.00	3,119,800.00
210204008002	ENERGIA	90,000,000.00	00.00	90,000,000.00	29,895,247.00	29,895,247.00	00.00	29,895,247.00	18,972,970.00	10,922,277.00	29,895,247.00
210204008002	ENERGIA / RENTAS CEDIDAS	90,000,000.00	00.00	90,000,000.00	29,895,247.00	29,895,247.00	00.00	29,895,247.00	18,972,970.00	10,922,277.00	29,895,247.00
210204008003	TELEFONIA MOVIL CELULAR	7,498,400.00	00.00	7,498,400.00	1,119,152.12	1,119,152.12	00.00	1,119,152.12	948,716.88	170,435.24	1,119,152.12
210204008003	TELEFONIA MOVIL CELULAR / RENTAS CEDIDAS	7,498,400.00	00.00	7,498,400.00	1,119,152.12	1,119,152.12	00.00	1,119,152.12	948,716.88	170,435.24	1,119,152.12
210204008004	TELÉFONO FAX Y OTROS	23,547,200.00	00.00	23,547,200.00	6,714,485.00	6,714,485.00	00.00	6,714,485.00	4,725,068.00	1,989,417.00	6,714,485.00

EJECUCION PRESUPUESTAL DE GASTOS
CORRESPONDIENTE AL MES DE MARZO DE 2016

RUBRO	DESCRIPCION	APROPIACION INICIAL	MODIFICACIONES	APROPIACION VIGENTE	DISPONIBILIDADES	COMPROMISOS	DISPONIBILIDADES ABIERTAS	OBLIGACIONES	PAGOS ANTERIORES	PAGOS DEL MES	PAGOS ACUMULADOS	OBLIGACIONES POR PAGAR
		1	2	3	4	5	6=(4-5)	7	8	9	10 = (8+9)	11=(7-10)
21020401801	REGISTRO Y LEGALIZACION DE BIENES INMUEBLES / RENTAS CEDIDAS	100,000.00	00.00	100,000.00	00.00	00.00	00.00	00.00	00.00	00.00	00.00	00.00
210209	DEFICIT	00.00	00.00	00.00	00.00	00.00	00.00	00.00	00.00	00.00	00.00	00.00
2103	TRANSFERENCIAS	576,791,146.00	00.00	576,791,146.00	35,738,106.00	35,738,106.00	00.00	35,738,106.00	26,532,698.00	9,205,408.00	35,738,106.00	00.00
210301	CORRIENTES AL SECTOR PUBLICO	33,000,000.00	00.00	33,000,000.00	8,137,910.00	8,137,910.00	00.00	8,137,910.00	8,137,910.00	00.00	8,137,910.00	00.00
210301001	CONTRALORIA DEPARTAMENTAL	33,000,000.00	00.00	33,000,000.00	8,137,910.00	8,137,910.00	00.00	8,137,910.00	8,137,910.00	00.00	8,137,910.00	00.00
210301001	CONTRALORIA DEPARTAMENTAL / RECURSOS PROPIOS	33,000,000.00	00.00	33,000,000.00	8,137,910.00	8,137,910.00	00.00	8,137,910.00	8,137,910.00	00.00	8,137,910.00	00.00
210301002	DEVOLUCIONES	00.00	00.00	00.00	00.00	00.00	00.00	00.00	00.00	00.00	00.00	00.00
210302	DE CAPITAL	00.00	00.00	00.00	00.00	00.00	00.00	00.00	00.00	00.00	00.00	00.00
210303	DE PREVISION Y SEGURIDAD SOCIAL	423,791,146.00	00.00	423,791,146.00	27,600,196.00	27,600,196.00	00.00	27,600,196.00	18,394,788.00	9,205,408.00	27,600,196.00	00.00
21030301	DE PREVISION Y SEGURIDAD SOCIAL	423,791,146.00	00.00	423,791,146.00	27,600,196.00	27,600,196.00	00.00	27,600,196.00	18,394,788.00	9,205,408.00	27,600,196.00	00.00
21030301001	PENSIONES DE JUBILACIÓN	145,832,358.00	00.00	145,832,358.00	27,583,875.00	27,583,875.00	00.00	27,583,875.00	18,389,250.00	9,194,625.00	27,583,875.00	00.00
21030301001	PENSIONES DE JUBILACIÓN / RENTAS CEDIDAS	145,832,358.00	00.00	145,832,358.00	27,583,875.00	27,583,875.00	00.00	27,583,875.00	18,389,250.00	9,194,625.00	27,583,875.00	00.00
21030301002	CUOTAS PARTES PENSIONALES	100,100,000.00	00.00	100,100,000.00	00.00	00.00	00.00	00.00	00.00	00.00	00.00	00.00
21030301002	CUOTAS PARTES PENSIONALES / RENTAS CEDIDAS	100,000.00	00.00	100,000.00	00.00	00.00	00.00	00.00	00.00	00.00	00.00	00.00
21030301002	CUOTAS PARTES PENSIONALES / RECURSOS PROPIOS	100,000,000.00	00.00	100,000,000.00	00.00	00.00	00.00	00.00	00.00	00.00	00.00	00.00
21030301004	INTERESES DE CESANTIAS	18,119,217.00	00.00	18,119,217.00	16,321.00	16,321.00	00.00	16,321.00	5,538.00	10,783.00	16,321.00	00.00
21030301004	INTERESES DE CESANTIAS / RENTAS CEDIDAS	18,119,217.00	00.00	18,119,217.00	16,321.00	16,321.00	00.00	16,321.00	5,538.00	10,783.00	16,321.00	00.00
21030301005	AUXILIO FUNERARIO	10,000,000.00	00.00	10,000,000.00	00.00	00.00	00.00	00.00	00.00	00.00	00.00	00.00
21030301005	AUXILIO FUNERARIO / RENTAS CEDIDAS	10,000,000.00	00.00	10,000,000.00	00.00	00.00	00.00	00.00	00.00	00.00	00.00	00.00
21030301006	FONDOS ADMINISTRADORES DE	141,039,571.00	00.00	141,039,571.00	00.00	00.00	00.00	00.00	00.00	00.00	00.00	00.00
21030301006	FONDOS ADMINISTRADORES DE CESANTIAS PRIVADOS / S.G.P. SSF	141,039,571.00	00.00	141,039,571.00	00.00	00.00	00.00	00.00	00.00	00.00	00.00	00.00
21030301007	FONDOS ADMINISTRADORES	8,700,000.00	00.00	8,700,000.00	00.00	00.00	00.00	00.00	00.00	00.00	00.00	00.00
21030301007	FONDOS ADMINISTRADORES DE CESANTIAS PUBLICOS / S.G.P. SSF	8,700,000.00	00.00	8,700,000.00	00.00	00.00	00.00	00.00	00.00	00.00	00.00	00.00
210304	OTRAS TRANSFERENCIAS	120,000,000.00	00.00	120,000,000.00	00.00	00.00	00.00	00.00	00.00	00.00	00.00	00.00
21030401	SENTENCIAS Y CONCILIACIONES	120,000,000.00	00.00	120,000,000.00	00.00	00.00	00.00	00.00	00.00	00.00	00.00	00.00
21030401	SENTENCIAS Y CONCILIACIONES / RENTAS CEDIDAS	120,000,000.00	00.00	120,000,000.00	00.00	00.00	00.00	00.00	00.00	00.00	00.00	00.00
22	SERVICIO A LA DEUDA	00.00	00.00	00.00	00.00	00.00	00.00	00.00	00.00	00.00	00.00	00.00
2201	OBLIGACIONES CONTINGENTES	00.00	00.00	00.00	00.00	00.00	00.00	00.00	00.00	00.00	00.00	00.00
220101	SENTENCIAS Y CONCILIACIONES	00.00	00.00	00.00	00.00	00.00	00.00	00.00	00.00	00.00	00.00	00.00
23	GASTOS DE INVERSIÓN	8,814,516,613.00	00.00	8,814,516,613.00	4,599,839,479.62	3,782,755,394.00	817,084,085.62	721,981,150.00	431,179,323.00	243,124,827.00	674,304,150.00	47,677,000.00
2301	GASTOS DE PERSONAL	3,843,265,453.00	00.00	3,843,265,453.00	640,018,621.62	638,469,401.00	1,549,220.62	638,469,401.00	424,203,131.00	166,589,270.00	590,792,401.00	47,677,000.00
230101	SERVICIOS PERSONALES ASOCIADOS A NOMINA (ADM)	2,586,527,557.00	00.00	2,586,527,557.00	494,495,485.00	494,495,485.00	00.00	494,495,485.00	329,256,115.00	165,239,370.00	494,495,485.00	00.00
23010101	SUELDOS DE PERSONAL DE NOMINA	2,013,633,511.00	00.00	2,013,633,511.00	462,954,708.00	462,954,708.00	00.00	462,954,708.00	307,293,761.00	155,660,947.00	462,954,708.00	00.00

EJECUCION PRESUPUESTAL DE GASTOS
CORRESPONDIENTE AL MES DE MARZO DE 2016

RUBRO	DESCRIPCION	APROPICIACION INICIAL	MODIFICACIONES	APROPICIACION VIGENTE	DISPONIBILIDADES	COMPROMISOS	DISPONIBILIDADES ABIERTAS	OBLIGACIONES PAGOS ANTERIORES	PAGOS DEL MES	PAGOS ACUMULADOS	OBLIGACIONES POR PAGAR
		1	2	3	4	5	6= (4-5)	7	8	9	11=(7-10)
23010101001	SUELDOS	2,013,633,511.00	00.00	2,013,633,511.00	462,954,708.00	462,954,708.00	00.00	462,954,708.00	307,293,761.00	165,660,947.00	10 = (8+9) 462,954,708.00
23010101001	SUELDOS / MINPROTECCION ETV	531,327,745.00	00.00	531,327,745.00	131,709,015.00	131,709,015.00	00.00	131,709,015.00	86,719,863.00	44,989,152.00	131,709,015.00
23010101001	SUELDOS / S.G.P. CSF	1,482,305,766.00	00.00	1,482,305,766.00	331,245,693.00	331,245,693.00	00.00	331,245,693.00	220,573,898.00	110,671,795.00	331,245,693.00
2301010104	PRIMA TECNICA	24,006,665.00	00.00	24,006,665.00	5,715,873.00	5,715,873.00	00.00	5,715,873.00	3,810,582.00	1,905,291.00	5,715,873.00
23010104001	PRIMA TECNICA SALARIAL	24,006,665.00	00.00	24,006,665.00	5,715,873.00	5,715,873.00	00.00	5,715,873.00	3,810,582.00	1,905,291.00	5,715,873.00
23010104001	PRIMA TECNICA SALARIAL / S.G.P. CSF	24,006,665.00	00.00	24,006,665.00	5,715,873.00	5,715,873.00	00.00	5,715,873.00	3,810,582.00	1,905,291.00	5,715,873.00
2301010105	OTROS	538,087,381.00	00.00	538,087,381.00	23,769,141.00	23,769,141.00	00.00	23,769,141.00	16,844,604.00	6,924,537.00	23,769,141.00
23010105001	BONIFICACIÓN ESPECIAL DE RECREACIÓN	11,186,852.00	00.00	11,186,852.00	895,891.00	895,891.00	00.00	895,891.00	725,729.00	170,162.00	895,891.00
23010105001	BONIFICACIÓN ESPECIAL DE RECREACIÓN / MINPROTECCION ETV	2,951,820.00	00.00	2,951,820.00	339,064.00	339,064.00	00.00	339,064.00	169,902.00	170,162.00	339,064.00
23010105001	BONIFICACIÓN ESPECIAL DE RECREACIÓN / S.G.P. CSF	8,235,032.00	00.00	8,235,032.00	556,827.00	556,827.00	00.00	556,827.00	556,827.00	00.00	556,827.00
23010105002	BONIFICACION SERVICIOS PRESTADOS / MINPROTECCION ETV	2,951,820.00	00.00	2,951,820.00	1,097,836.00	1,097,836.00	00.00	1,097,836.00	455,731.00	638,105.00	1,097,836.00
23010105002	BONIFICACION SERVICIOS PRESTADOS / MINPROTECCION ETV	2,951,820.00	00.00	2,951,820.00	1,097,836.00	1,097,836.00	00.00	1,097,836.00	455,731.00	638,105.00	1,097,836.00
23010105003	SUBSIDIO ALIMENTACION	22,568,845.00	00.00	22,568,845.00	5,313,669.00	5,313,669.00	00.00	5,313,669.00	3,447,204.00	1,856,465.00	5,313,669.00
23010105003	SUBSIDIO ALIMENTACION / MINPROTECCION ETV	16,456,450.00	00.00	16,456,450.00	3,997,675.00	3,997,675.00	00.00	3,997,675.00	2,621,068.00	1,376,607.00	3,997,675.00
23010105003	SUBSIDIO ALIMENTACION / S.G.P. CSF	6,112,395.00	00.00	6,112,395.00	1,315,994.00	1,315,994.00	00.00	1,315,994.00	826,136.00	489,858.00	1,315,994.00
23010105004	AUXILIO DE TRANSPORTE	34,172,928.00	00.00	34,172,928.00	8,085,980.00	8,085,980.00	00.00	8,085,980.00	5,382,020.00	2,703,960.00	8,085,980.00
23010105004	AUXILIO DE TRANSPORTE / MINPROTECCION ETV	24,917,760.00	00.00	24,917,760.00	6,086,500.00	6,086,500.00	00.00	6,086,500.00	4,092,200.00	1,994,300.00	6,086,500.00
23010105004	AUXILIO DE TRANSPORTE / S.G.P. CSF	9,255,168.00	00.00	9,255,168.00	1,999,480.00	1,999,480.00	00.00	1,999,480.00	1,289,820.00	709,660.00	1,999,480.00
23010105005	PRIMA DE SERVICIO	87,487,380.00	00.00	87,487,380.00	00.00	00.00	00.00	00.00	00.00	00.00	00.00
23010105005	PRIMA DE SERVICIO / MINPROTECCION ETV	24,108,675.00	00.00	24,108,675.00	00.00	00.00	00.00	00.00	00.00	00.00	00.00
23010105005	PRIMA DE SERVICIO / S.G.P. CSF	63,378,705.00	00.00	63,378,705.00	00.00	00.00	00.00	00.00	00.00	00.00	00.00
23010105006	PRIMA DE VACACIONES	94,778,007.00	00.00	94,778,007.00	7,621,906.00	7,621,906.00	00.00	7,621,906.00	6,076,061.00	1,545,845.00	7,621,906.00
23010105006	PRIMA DE VACACIONES / MINPROTECCION ETV	26,117,731.00	00.00	26,117,731.00	3,026,859.00	3,026,859.00	00.00	3,026,859.00	1,481,014.00	1,545,845.00	3,026,859.00
23010105006	PRIMA DE VACACIONES / S.G.P. CSF	68,660,276.00	00.00	68,660,276.00	4,595,047.00	4,595,047.00	00.00	4,595,047.00	4,595,047.00	00.00	4,595,047.00
23010105007	PRIMA DE NAVIDAD	197,454,169.00	00.00	197,454,169.00	753,859.00	753,859.00	00.00	753,859.00	753,859.00	00.00	753,859.00
23010105007	PRIMA DE NAVIDAD / MINPROTECCION ETV	54,411,940.00	00.00	54,411,940.00	753,859.00	753,859.00	00.00	753,859.00	753,859.00	00.00	753,859.00
23010105007	PRIMA DE NAVIDAD / S.G.P. CSF	143,042,229.00	00.00	143,042,229.00	00.00	00.00	00.00	00.00	00.00	00.00	00.00
23010105008	PRIMAS EXTRA	87,487,380.00	00.00	87,487,380.00	00.00	00.00	00.00	00.00	00.00	00.00	00.00
23010105008	PRIMAS EXTRA / MINPROTECCION ETV	24,108,675.00	00.00	24,108,675.00	00.00	00.00	00.00	00.00	00.00	00.00	00.00
23010105008	PRIMAS EXTRA / S.G.P. CSF	63,378,705.00	00.00	63,378,705.00	00.00	00.00	00.00	00.00	00.00	00.00	00.00
23010105009	PRIMA DE ANTIGÜEDAD	00.00	00.00	00.00	00.00	00.00	00.00	00.00	00.00	00.00	00.00
23010109	HORAS EXTRAS DIAS FESTIVOS E INDEMNIZACIONES	10,800,000.00	00.00	10,800,000.00	2,055,763.00	2,055,763.00	00.00	2,055,763.00	1,307,168.00	748,595.00	2,055,763.00
23010109001	RECARGOS NOCTURNOS Y FESTIVOS	10,800,000.00	00.00	10,800,000.00	2,055,763.00	2,055,763.00	00.00	2,055,763.00	1,307,168.00	748,595.00	2,055,763.00
23010109001	RECARGOS NOCTURNOS Y FESTIVOS / MINPROTECCION ETV	10,800,000.00	00.00	10,800,000.00	2,055,763.00	2,055,763.00	00.00	2,055,763.00	1,307,168.00	748,595.00	2,055,763.00

EJECUCION PRESUPUESTAL DE GASTOS
CORRESPONDIENTE AL MES DE MARZO DE 2016

RUBRO	DESCRIPCION	APROPIACION INICIAL	MODIFICACIONES	APROPIACION VICENTE	DISPONIBILIDADES	COMPROMISOS	DISPONIBILIDADES ABIERTAS	OBLIGACIONES	PAGOS ANTERIORES	PAGOS DEL MES	PAGOS ACUMULADOS	OBLIGACIONES POR PAGAR
		1	2	3	4	5	6= (4-5)	7	8	9	10 = (8+9)	11=(7-10)
230101090002	INDEMNIZACIÓN POR	00.00	00.00	00.00	00.00	00.00	00.00	00.00	00.00	00.00	00.00	00.00
230101090002	INDEMNIZACIÓN POR VACACIONES / PROGRAMA E.T.V.	00.00	00.00	00.00	00.00	00.00	00.00	00.00	00.00	00.00	00.00	00.00
230102	SERVICIOS PERSONALES	200,510,000.00	00.00	200,510,000.00	00.00	00.00	00.00	00.00	00.00	00.00	00.00	00.00
23010201	GASTOS DE PERSONAL SUPERNUMERARIO	00.00	00.00	00.00	00.00	00.00	00.00	00.00	00.00	00.00	00.00	00.00
23010202	HONORARIOS	200,410,000.00	00.00	200,410,000.00	00.00	00.00	00.00	00.00	00.00	00.00	00.00	00.00
23010202	HONORARIOS / MINPROTECCION ETV	200,410,000.00	00.00	200,410,000.00	00.00	00.00	00.00	00.00	00.00	00.00	00.00	00.00
23010203	REMUNERACION POR SERVICIOS	100,000.00	00.00	100,000.00	00.00	00.00	00.00	00.00	00.00	00.00	00.00	00.00
23010203	REMUNERACION POR SERVICIOS TECNICOS / MINPROTECCION ETV	100,000.00	00.00	100,000.00	00.00	00.00	00.00	00.00	00.00	00.00	00.00	00.00
230105	CONTRIBUCIONES INHERENTES A LA NOMINA SECTOR PRIVADO Y	1,056,227,896.00	00.00	1,056,227,896.00	145,523,136.62	143,973,916.00	1,549,220.62	143,973,916.00	94,947,016.00	1,349,900.00	96,296,916.00	47,677,000.00
23010501	ADMINISTRADAS POR EL SECTOR PRIVADO	911,614,287.00	00.00	911,614,287.00	120,519,936.62	118,970,716.00	1,549,220.62	118,970,716.00	78,370,016.00	1,349,900.00	79,719,916.00	39,250,800.00
230105010001	CAJAS DE COMPENSACIÓN PRIVADAS	105,706,912.00	00.00	105,706,912.00	20,007,200.00	20,007,200.00	00.00	20,007,200.00	13,264,200.00	00.00	13,264,200.00	6,743,000.00
230105010001	CAJAS DE COMPENSACIÓN PRIVADAS / MINPROTECCION ETV	31,324,958.00	00.00	31,324,958.00	5,674,500.00	5,674,500.00	00.00	5,674,500.00	3,702,300.00	00.00	3,702,300.00	1,972,200.00
230105010001	CAJAS DE COMPENSACIÓN PRIVADAS / S.G.P. CSF	74,381,954.00	00.00	74,381,954.00	14,332,700.00	14,332,700.00	00.00	14,332,700.00	9,561,900.00	00.00	9,561,900.00	4,770,800.00
230105010002	FONDOS ADMINISTRADORES DE	236,098,005.00	00.00	236,098,005.00	3,170,036.62	1,620,816.00	1,549,220.62	1,620,816.00	1,620,816.00	00.00	1,620,816.00	00.00
230105010002	FONDOS ADMINISTRADORES DE CESANTIAS PRIVADOS / MINPROTECCION ETV	55,487,373.00	00.00	55,487,373.00	365,920.62	00.00	365,920.62	00.00	00.00	00.00	00.00	00.00
230105010002	FONDOS ADMINIS TRADORES DE CESANTIAS PRIVADOS / S.G.P. SSF	180,610,632.00	00.00	180,610,632.00	2,804,116.00	1,620,816.00	1,183,300.00	1,620,816.00	1,620,816.00	00.00	1,620,816.00	00.00
230105010003	FONDOS ADMINISTRADORES DE	368,778,698.00	00.00	368,778,698.00	55,269,000.00	55,269,000.00	00.00	55,269,000.00	35,574,100.00	00.00	35,574,100.00	19,694,900.00
230105010003	FONDOS ADMINISTRADORES DE PENSIONES PRIVADOS / MINPROTECCION ETV	65,764,079.00	00.00	65,764,079.00	15,851,700.00	15,851,700.00	00.00	15,851,700.00	10,536,900.00	00.00	10,536,900.00	5,314,800.00
230105010003	FONDOS ADMINISTRADORES DE PENSIONES PRIVADOS / S.G.P. SSF	303,014,619.00	00.00	303,014,619.00	39,417,300.00	39,417,300.00	00.00	39,417,300.00	25,037,200.00	00.00	25,037,200.00	14,380,100.00
230105010004	EMPRESAS PRIVADAS	163,417,328.00	00.00	163,417,328.00	35,479,700.00	35,479,700.00	00.00	35,479,700.00	23,514,600.00	00.00	23,514,600.00	11,965,100.00
230105010004	EMPRESAS PRIVADAS PROMOTORAS DE SALUD / MINPROTECCION ETV	46,582,889.00	00.00	46,582,889.00	11,569,400.00	11,569,400.00	00.00	11,569,400.00	7,642,700.00	00.00	7,642,700.00	3,926,700.00
230105010004	EMPRESAS PRIVADAS PROMOTORAS DE SALUD / S.G.P. SSF	116,834,439.00	00.00	116,834,439.00	23,910,300.00	23,910,300.00	00.00	23,910,300.00	15,871,900.00	00.00	15,871,900.00	8,038,400.00
230105010005	ADMINISTRADORAS PRIVADAS DE APORTES PARA ACCIDENTES DE TRABAJO Y ENFERMEDADES	37,613,314.00	00.00	37,613,314.00	6,594,000.00	6,594,000.00	00.00	6,594,000.00	4,396,300.00	1,349,900.00	5,746,200.00	847,800.00
230105010005	ADMINISTRADORAS PRIVADAS DE APORTES PARA ACCIDENTES DE TRABAJO Y ENFERMEDADES PROFESIONALES / MINPR	22,398,322.00	00.00	22,398,322.00	2,493,800.00	2,493,800.00	00.00	2,493,800.00	1,646,000.00	00.00	1,646,000.00	847,800.00
230105010005	ADMINISTRADORAS PRIVADAS DE APORTES PARA ACCIDENTES DE TRABAJO Y ENFERMEDADES PROFESIONALES / S.G.P	15,214,992.00	00.00	15,214,992.00	4,100,200.00	4,100,200.00	00.00	4,100,200.00	2,750,300.00	1,349,900.00	4,100,200.00	00.00

EJECUCION PRESUPUESTAL DE GASTOS
CORRESPONDIENTE AL MES DE MARZO DE 2016

RUBRO	DESCRIPCION	APROPIACION INICIAL	MODIFICACIONES	APROPIACION VIGENTE	DISPONIBILIDADES	COMPROMISOS	DISPONIBILIDADES ABIERTAS	OBLIGACIONES	PAGOS ANTERIORES	PAGOS DEL MES	PAGOS ACUMULADOS	OBLIGACIONES POR PAGAR
		1	2	3	4	5	6= (4-5)	7	8	9	10 = (8+9)	11=(7-10)
230303	DE PREVISION Y SEGURIDAD SOCIAL	21,982,380.00	00.00	21,982,380.00	00.00	00.00	00.00	00.00	00.00	00.00	00.00	00.00
230303001	INTERESES DE CESANTIAS	21,982,380.00	00.00	21,982,380.00	00.00	00.00	00.00	00.00	00.00	00.00	00.00	00.00
230303001	INTERESES DE CESANTIAS / MINPROTECCION ETV	8,156,084.00	00.00	8,156,084.00	00.00	00.00	00.00	00.00	00.00	00.00	00.00	00.00
230303001	INTERESES DE CESANTIAS / S.G.P. CSF	13,826,296.00	00.00	13,826,296.00	00.00	00.00	00.00	00.00	00.00	00.00	00.00	00.00
2310	OTROS GASTOS DE INVERSION	4,749,268,780.00	00.00	4,749,268,780.00	3,944,661,609.00	3,129,126,744.00	815,534,865.00	68,352,500.00	00.00	68,352,500.00	68,352,500.00	00.00
231001	SUBCUENTA UES	4,748,868,780.00	00.00	4,748,868,780.00	3,944,661,609.00	3,129,126,744.00	815,534,865.00	68,352,500.00	00.00	68,352,500.00	68,352,500.00	00.00
23100101	CONTRATACION DE INSUMOS Y PRESTACION DE SERVICIOS	4,229,248,709.00	00.00	4,229,248,709.00	3,624,837,050.00	3,100,626,744.00	524,210,306.00	68,352,500.00	00.00	68,352,500.00	68,352,500.00	00.00
23100101001	Mercadeo y Atención al Usuario	59,576,000.00	00.00	59,576,000.00	56,583,000.00	39,781,500.00	16,801,500.00	00.00	00.00	00.00	00.00	00.00
2310010100101	Mercadeo y Atención al Usuario-Talento Humano	59,576,000.00	00.00	59,576,000.00	56,583,000.00	39,781,500.00	16,801,500.00	00.00	00.00	00.00	00.00	00.00
2310010100101	Mercadeo y Atención al Usuario-Talento Humano / S.G.P. CSF	59,576,000.00	00.00	59,576,000.00	56,583,000.00	39,781,500.00	16,801,500.00	00.00	00.00	00.00	00.00	00.00
23100101002	IVC Agua de Consumo humano y	189,082,500.00	00.00	189,082,500.00	139,777,256.00	132,454,256.00	7,323,000.00	1,532,000.00	00.00	1,532,000.00	1,532,000.00	00.00
2310010100201	IVC Agua de Consumo humano y San. BasicoTalento Humano	97,642,500.00	00.00	97,642,500.00	91,798,500.00	91,798,500.00	00.00	1,532,000.00	00.00	1,532,000.00	1,532,000.00	00.00
2310010100201	IVC Agua de Consumo humano y San. BasicoTalento Humano / S.G.P. CSF	97,642,500.00	00.00	97,642,500.00	91,798,500.00	91,798,500.00	00.00	1,532,000.00	00.00	1,532,000.00	1,532,000.00	00.00
2310010100202	Materiales y Suministros	62,640,000.00	00.00	62,640,000.00	47,978,756.00	40,655,756.00	7,323,000.00	00.00	00.00	00.00	00.00	00.00
2310010100202	Materiales y Suministros / S.G.P. CSF	62,640,000.00	00.00	62,640,000.00	47,978,756.00	40,655,756.00	7,323,000.00	00.00	00.00	00.00	00.00	00.00
2310010100203	IVC Agua de Cons.humano y San.	28,800,000.00	00.00	28,800,000.00	00.00	00.00	00.00	00.00	00.00	00.00	00.00	00.00
2310010100203	IVC Agua de Cons.humano y San. Basico-Compra de Equipo / S.G.P. CSF	28,800,000.00	00.00	28,800,000.00	00.00	00.00	00.00	00.00	00.00	00.00	00.00	00.00
23100101003	Servicios de Laboratorio Ambiental	507,347,200.00	00.00	507,347,200.00	435,837,294.00	285,325,488.00	150,511,806.00	13,478,000.00	00.00	13,478,000.00	13,478,000.00	00.00
2310010100301	Servicios de Laboratorio Ambiental-Talento Humano	254,560,000.00	00.00	254,560,000.00	252,416,000.00	252,416,000.00	00.00	13,478,000.00	00.00	13,478,000.00	13,478,000.00	00.00
2310010100301	Servicios de Laboratorio Ambiental-Talento Humano / S.G.P. CSF	254,560,000.00	00.00	254,560,000.00	252,416,000.00	252,416,000.00	00.00	13,478,000.00	00.00	13,478,000.00	13,478,000.00	00.00
2310010100302	Materiales y Suministros	34,800,000.00	00.00	34,800,000.00	33,131,200.00	9,227,888.00	23,903,312.00	00.00	00.00	00.00	00.00	00.00
2310010100302	Materiales y Suministros / S.G.P. CSF	34,800,000.00	00.00	34,800,000.00	33,131,200.00	9,227,888.00	23,903,312.00	00.00	00.00	00.00	00.00	00.00
2310010100303	Compra de Equipos	43,987,200.00	00.00	43,987,200.00	43,973,000.00	10,650,000.00	33,323,000.00	00.00	00.00	00.00	00.00	00.00
2310010100303	Compra de Equipos / S.G.P. CSF	43,987,200.00	00.00	43,987,200.00	43,973,000.00	10,650,000.00	33,323,000.00	00.00	00.00	00.00	00.00	00.00
2310010100304	Mantenimiento de Equipos	174,000,000.00	00.00	174,000,000.00	106,317,094.00	13,031,600.00	93,285,494.00	00.00	00.00	00.00	00.00	00.00
2310010100304	Mantenimiento de Equipos / S.G.P. CSF	174,000,000.00	00.00	174,000,000.00	106,317,094.00	13,031,600.00	93,285,494.00	00.00	00.00	00.00	00.00	00.00
23100101004	IVC de Alimentos y Bebidas	182,284,000.00	00.00	182,284,000.00	90,412,000.00	90,412,000.00	00.00	4,302,500.00	00.00	4,302,500.00	4,302,500.00	00.00
2310010100401	IVC de Alimentos y Bebidas alcoholicas-Talento Humano	100,524,000.00	00.00	100,524,000.00	90,412,000.00	90,412,000.00	00.00	4,302,500.00	00.00	4,302,500.00	4,302,500.00	00.00
2310010100401	IVC de Alimentos y Bebidas alcoholicas-Talento Humano / S.G.P. CSF	100,524,000.00	00.00	100,524,000.00	90,412,000.00	90,412,000.00	00.00	4,302,500.00	00.00	4,302,500.00	4,302,500.00	00.00
2310010100402	Materiales y Suministros	81,760,000.00	00.00	81,760,000.00	00.00	00.00	00.00	00.00	00.00	00.00	00.00	00.00
2310010100402	Materiales y Suministros / S.G.P. CSF	81,760,000.00	00.00	81,760,000.00	00.00	00.00	00.00	00.00	00.00	00.00	00.00	00.00
23100101005	IVC de los Medicamento e Insumos	203,136,000.00	00.00	203,136,000.00	96,556,000.00	77,666,000.00	18,900,000.00	900,000.00	00.00	900,000.00	900,000.00	00.00

EJECUCION PRESUPUESTAL DE GASTOS
CORRESPONDIENTE AL MES DE MARZO DE 2016

RUBRO	DESCRIPCION	APROPICIACION INICIAL	MODIFICACIONES	APROPICIACION VIGENTE	DISPONIBILIDADES	COMPROMISOS	DISPONIBILIDADES ABIERTAS	OBLIGACIONES	PAGOS ANTERIORES	PAGOS DEL MES	PAGOS ACUMULADOS	OBLIGACIONES POR PAGAR
		1	2	3	4	5	6= (4-5)	7	8	9	10 = (8+9)	11=(7-10)
231002	SUBCUENTA ETV	400,000.00	00.00	400,000.00	00.00	00.00	00.00	00.00	00.00	00.00	00.00	00.00
23100201	COMPONENTE DENGUE	100,000.00	00.00	100,000.00	00.00	00.00	00.00	00.00	00.00	00.00	00.00	00.00
23100201	MINPROTECCION DENGUE / MINPROTECCION ETV	100,000.00	00.00	100,000.00	00.00	00.00	00.00	00.00	00.00	00.00	00.00	00.00
23100202	COMPONENTE MALARIA	100,000.00	00.00	100,000.00	00.00	00.00	00.00	00.00	00.00	00.00	00.00	00.00
23100202	COMPONENTE MALARIA / MINPROTECCION ETV	100,000.00	00.00	100,000.00	00.00	00.00	00.00	00.00	00.00	00.00	00.00	00.00
23100203	COMPONENTE CHAGAS	100,000.00	00.00	100,000.00	00.00	00.00	00.00	00.00	00.00	00.00	00.00	00.00
23100203	COMPONENTE CHAGAS / MINPROTECCION ETV	100,000.00	00.00	100,000.00	00.00	00.00	00.00	00.00	00.00	00.00	00.00	00.00
23100204	COMPONENTE LEISHMANIASIS	100,000.00	00.00	100,000.00	00.00	00.00	00.00	00.00	00.00	00.00	00.00	00.00
23100204	COMPONENTE LEISHMANIASIS / MINPROTECCION ETV	100,000.00	00.00	100,000.00	00.00	00.00	00.00	00.00	00.00	00.00	00.00	00.00
231003	SUBCUENTA	00.00	00.00	00.00	00.00	00.00	00.00	00.00	00.00	00.00	00.00	00.00
23100301	VIGILANCIA EVENTOS SALUD PUBLICA	00.00	00.00	00.00	00.00	00.00	00.00	00.00	00.00	00.00	00.00	00.00
23100302	SEGURIDAD SANITARIA GESTION AMBIENTAL	00.00	00.00	00.00	00.00	00.00	00.00	00.00	00.00	00.00	00.00	00.00
23100303	APOYO A LA GESTION	00.00	00.00	00.00	00.00	00.00	00.00	00.00	00.00	00.00	00.00	00.00
2390	DEFICIT FISCAL	00.00	00.00	00.00	00.00	00.00	00.00	00.00	00.00	00.00	00.00	00.00
3	Reserva de Apropiación	16,520,802.13	00.00	16,520,802.13	16,520,802.13	16,520,802.13	00.00	2,492,001.00	00.00	2,492,001.00	2,492,001.00	00.00
31	GASTOS FUNCIONAMIENTO	00.45	00.00	00.45	00.45	00.45	00.00	00.00	00.00	00.00	00.00	00.00
3102	GASTOS GENERALES	00.45	00.00	00.45	00.45	00.45	00.00	00.00	00.00	00.00	00.00	00.00
310204	ADQUISICIÓN BIENES Y SERVICIOS	00.45	00.00	00.45	00.45	00.45	00.00	00.00	00.00	00.00	00.00	00.00
310204005	MANTENIMIENTO	00.45	00.00	00.45	00.45	00.45	00.00	00.00	00.00	00.00	00.00	00.00
310204005001	MANTENIMIENTO DE BIENES INMUEBLES	00.45	00.00	00.45	00.45	00.45	00.00	00.00	00.00	00.00	00.00	00.00
310204005001	MANTENIMIENTO DE BIENES INMUEBLES / RENTAS CEDIDAS	00.45	00.00	00.45	00.45	00.45	00.00	00.00	00.00	00.00	00.00	00.00
33	GASTOS DE INVERSIÓN	16,520,801.68	00.00	16,520,801.68	16,520,801.68	16,520,801.68	00.00	2,492,001.00	00.00	2,492,001.00	2,492,001.00	00.00
3310	OTROS GASTOS DE INVERSION	16,520,801.68	00.00	16,520,801.68	16,520,801.68	16,520,801.68	00.00	2,492,001.00	00.00	2,492,001.00	2,492,001.00	00.00
331001	SUBCUENTA UES	6,138,600.00	00.00	6,138,600.00	6,138,600.00	6,138,600.00	00.00	00.00	00.00	00.00	00.00	00.00
33100101	CONTRATACION DE INSUMOS Y PRESTACION DE SERVICIOS	6,138,600.00	00.00	6,138,600.00	6,138,600.00	6,138,600.00	00.00	00.00	00.00	00.00	00.00	00.00
33100101007	IVC de las Enfermedades de Transmisión Vectorial	4,773,600.00	00.00	4,773,600.00	4,773,600.00	4,773,600.00	00.00	00.00	00.00	00.00	00.00	00.00
3310010100701	IVC de las ETV - Talento Humano	4,773,600.00	00.00	4,773,600.00	4,773,600.00	4,773,600.00	00.00	00.00	00.00	00.00	00.00	00.00
3310010100701	IVC de las ETV - Talento Humano / S.G.P. CSF	4,773,600.00	00.00	4,773,600.00	4,773,600.00	4,773,600.00	00.00	00.00	00.00	00.00	00.00	00.00
33100101010	Apoyo al área Misional	1,365,000.00	00.00	1,365,000.00	1,365,000.00	1,365,000.00	00.00	00.00	00.00	00.00	00.00	00.00
3310010101001	Apoyo al Área Misional - Talento Humano	1,365,000.00	00.00	1,365,000.00	1,365,000.00	1,365,000.00	00.00	00.00	00.00	00.00	00.00	00.00
3310010101001	Apoyo al Área Misional - Talento Humano / S.G.P. CSF	1,365,000.00	00.00	1,365,000.00	1,365,000.00	1,365,000.00	00.00	00.00	00.00	00.00	00.00	00.00
331003	SUBCUENTA	10,382,201.68	00.00	10,382,201.68	10,382,201.68	10,382,201.68	00.00	2,492,001.00	00.00	2,492,001.00	2,492,001.00	00.00
33100301	VIGILANCIA EVENTOS SALUD PUBLICA	6,052,001.68	00.00	6,052,001.68	6,052,001.68	6,052,001.68	00.00	2,492,001.00	00.00	2,492,001.00	2,492,001.00	00.00
33100301	VIGILANCIA EVENTOS SALUD PUBLICA / S G P CSF	6,052,001.68	00.00	6,052,001.68	6,052,001.68	6,052,001.68	00.00	2,492,001.00	00.00	2,492,001.00	2,492,001.00	00.00
33100302	SEGURIDAD SANITARIA GESTION	4,330,200.00	00.00	4,330,200.00	4,330,200.00	4,330,200.00	00.00	00.00	00.00	00.00	00.00	00.00

EJECUCION PRESUPUESTAL DE GASTOS
CORRESPONDIENTE AL MES DE MARZO DE 2016

RUBRO	DESCRIPCION	APROPIACION INICIAL	MODIFICACIONES	APROPIACION VIGENTE	DISPONIBILIDADES	COMPROMISOS	DISPONIBILIDADES ABIERTAS	OBLIGACIONES	PAGOS ANTERIORES	PAGOS DEL MES	PAGOS ACUMULADOS	OBLIGACIONES POR PAGAR
33100302	SEGURIDAD SANITARIA GESTION AMBIENTAL / S G P CSF	14,330,200.00	200.00	34,330,200.00	4,330,200.00	54,330,200.00	6= (4-5) 00.00	700.00	800.00	900.00	10 = (8+9) 00.00	11=(7-10) 00.00
4	Reservas de Caja	724,562,249.72	00.00	724,562,249.72	724,562,245.72	724,562,245.72	00.00	724,562,245.72	721,242,217.28	00.00	721,242,217.28	3,320,028.44
41	GASTOS FUNCIONAMIENTO	440,560,863.72	00.00	440,560,863.72	440,560,862.72	440,560,862.72	00.00	440,560,862.72	437,240,834.28	00.00	437,240,834.28	3,320,028.44
4102	GASTOS GENERALES	423,093,278.72	00.00	423,093,278.72	423,093,278.72	423,093,278.72	00.00	423,093,278.72	419,773,250.28	00.00	419,773,250.28	3,320,028.44
410204	ADQUISICIÓN BIENES Y SERVICIOS	423,093,278.72	00.00	423,093,278.72	423,093,278.72	423,093,278.72	00.00	423,093,278.72	419,773,250.28	00.00	419,773,250.28	3,320,028.44
410204001	COMPRA DE EQUIPO	140,005,830.00	00.00	140,005,830.00	140,005,830.00	140,005,830.00	00.00	140,005,830.00	140,005,830.00	00.00	140,005,830.00	00.00
410204001001	EQUIPO DE SISTEMAS	117,484,830.00	00.00	117,484,830.00	117,484,830.00	117,484,830.00	00.00	117,484,830.00	117,484,830.00	00.00	117,484,830.00	00.00
410204001001	EQUIPO DE SISTEMAS / RENTAS CEDIDAS	117,484,830.00	00.00	117,484,830.00	117,484,830.00	117,484,830.00	00.00	117,484,830.00	117,484,830.00	00.00	117,484,830.00	00.00
410204001002	OTRAS COMPRAS DE EQUIPO	22,521,000.00	00.00	22,521,000.00	22,521,000.00	22,521,000.00	00.00	22,521,000.00	22,521,000.00	00.00	22,521,000.00	00.00
410204002	ENSERES Y EQUIPO DE OFICINA	14,386,320.00	00.00	14,386,320.00	14,386,320.00	14,386,320.00	00.00	14,386,320.00	14,386,320.00	00.00	14,386,320.00	00.00
410204002002	OTROS ENSERES Y EQUIPO DE OFICINA	14,386,320.00	00.00	14,386,320.00	14,386,320.00	14,386,320.00	00.00	14,386,320.00	14,386,320.00	00.00	14,386,320.00	00.00
410204002002	OTROS ENSERES Y EQUIPO DE OFICINA / RENTAS CEDIDAS	14,386,320.00	00.00	14,386,320.00	14,386,320.00	14,386,320.00	00.00	14,386,320.00	14,386,320.00	00.00	14,386,320.00	00.00
410204004	MATERIALES Y SUMINISTROS	53,830,615.00	00.00	53,830,615.00	53,830,615.00	53,830,615.00	00.00	53,830,615.00	53,830,615.00	00.00	53,830,615.00	00.00
410204004001	DOTACION	47,830,615.00	00.00	47,830,615.00	47,830,615.00	47,830,615.00	00.00	47,830,615.00	47,830,615.00	00.00	47,830,615.00	00.00
410204004001	DOTACION / RENTAS CEDIDAS	47,830,615.00	00.00	47,830,615.00	47,830,615.00	47,830,615.00	00.00	47,830,615.00	47,830,615.00	00.00	47,830,615.00	00.00
410204004005	OTROS MATERIALES Y SUMINISTROS / RENTAS CEDIDAS	6,000,000.00	00.00	6,000,000.00	6,000,000.00	6,000,000.00	00.00	6,000,000.00	6,000,000.00	00.00	6,000,000.00	00.00
410204004005	OTROS MATERIALES Y SUMINISTROS / RENTAS CEDIDAS	6,000,000.00	00.00	6,000,000.00	6,000,000.00	6,000,000.00	00.00	6,000,000.00	6,000,000.00	00.00	6,000,000.00	00.00
410204005	MANTENIMIENTO	36,865,882.00	00.00	36,865,882.00	36,865,882.00	36,865,882.00	00.00	36,865,882.00	36,865,882.00	00.00	36,865,882.00	00.00
410204005004	SERVICIO DE CAFETERIA Y RESTAURANTE	1,305,882.00	00.00	1,305,882.00	1,305,882.00	1,305,882.00	00.00	1,305,882.00	1,305,882.00	00.00	1,305,882.00	00.00
410204005004	SERVICIO DE CAFETERIA Y RESTAURANTE / RENTAS CEDIDAS	1,305,882.00	00.00	1,305,882.00	1,305,882.00	1,305,882.00	00.00	1,305,882.00	1,305,882.00	00.00	1,305,882.00	00.00
410204005005	SERVICIO DE SEGURIDAD Y VIGILANCIA / RENTAS CEDIDAS	35,560,000.00	00.00	35,560,000.00	35,560,000.00	35,560,000.00	00.00	35,560,000.00	35,560,000.00	00.00	35,560,000.00	00.00
410204005005	SERVICIO DE SEGURIDAD Y VIGILANCIA / RENTAS CEDIDAS	35,560,000.00	00.00	35,560,000.00	35,560,000.00	35,560,000.00	00.00	35,560,000.00	35,560,000.00	00.00	35,560,000.00	00.00
410204006	COMUNICACIÓN Y TRANSPORTE	10,623,473.00	00.00	10,623,473.00	10,623,473.00	10,623,473.00	00.00	10,623,473.00	10,623,473.00	00.00	10,623,473.00	00.00
410204006002	SERVICIO DE TRANSMISIÓN DE INFORMACIÓN	10,623,473.00	00.00	10,623,473.00	10,623,473.00	10,623,473.00	00.00	10,623,473.00	10,623,473.00	00.00	10,623,473.00	00.00
410204006002	SERVICIO DE TRANSMISIÓN DE INFORMACIÓN / RENTAS CEDIDAS	10,623,473.00	00.00	10,623,473.00	10,623,473.00	10,623,473.00	00.00	10,623,473.00	10,623,473.00	00.00	10,623,473.00	00.00
410204009	SEGUROS	7,967,933.72	00.00	7,967,933.72	7,967,933.72	7,967,933.72	00.00	7,967,933.72	4,647,905.28	00.00	4,647,905.28	3,320,028.44
410204009003	OTROS SEGUROS	7,967,933.72	00.00	7,967,933.72	7,967,933.72	7,967,933.72	00.00	7,967,933.72	4,647,905.28	00.00	4,647,905.28	3,320,028.44
410204009003	OTROS SEGUROS / RENTAS CEDIDAS	7,967,933.72	00.00	7,967,933.72	7,967,933.72	7,967,933.72	00.00	7,967,933.72	4,647,905.28	00.00	4,647,905.28	3,320,028.44
410204013	CAPACITACIÓN BIENESTAR	159,413,225.00	00.00	159,413,225.00	159,413,225.00	159,413,225.00	00.00	159,413,225.00	159,413,225.00	00.00	159,413,225.00	00.00
410204013001	SERVICIOS DE BIENESTAR SOCIAL	159,413,225.00	00.00	159,413,225.00	159,413,225.00	159,413,225.00	00.00	159,413,225.00	159,413,225.00	00.00	159,413,225.00	00.00
410204013001	SERVICIOS DE BIENESTAR SOCIAL / RENTAS CEDIDAS	159,413,225.00	00.00	159,413,225.00	159,413,225.00	159,413,225.00	00.00	159,413,225.00	159,413,225.00	00.00	159,413,225.00	00.00
4103	TRANSFERENCIAS	17,467,585.00	00.00	17,467,585.00	17,467,584.00	17,467,584.00	00.00	17,467,584.00	17,467,584.00	00.00	17,467,584.00	00.00
410303	DE PREVISIÓN Y SEGURIDAD SOCIAL	17,467,585.00	00.00	17,467,585.00	17,467,584.00	17,467,584.00	00.00	17,467,584.00	17,467,584.00	00.00	17,467,584.00	00.00


EJECUCION PRESUPUESTAL DE GASTOS

CORRESPONDIENTE AL MES DE MARZO DE 2016


RUBRO	DESCRIPCION	APROPICIACION INICIAL	MODIFICACIONES	APROPIACION VIGENTE	DISPONIBILIDADES	COMPROMISOS	DISPONIBILIDADES ABIERTAS	OBLIGACIONES	PAGOS ANTERIORES	PAGOS DEL MES	PAGOS ACUMULADOS	OBLIGACIONES POR PAGAR
		1	2	3	4	5	6= (4-5)	7	8	9	10 = (8+9)	11=(7-10)
41030301	DE PREVISION Y SEGURIDAD SOCIAL	17,467,585.00	00.00	17,467,585.00	17,467,584.00	17,467,584.00	00.00	17,467,584.00	17,467,584.00	00.00	17,467,584.00	00.00
41030301004	INTERESES DE CESANTIAS	17,467,585.00	00.00	17,467,585.00	17,467,584.00	17,467,584.00	00.00	17,467,584.00	17,467,584.00	00.00	17,467,584.00	00.00
41030301004	INTERESES DE CESANTIAS / RENTAS CEDIDAS	17,467,585.00	00.00	17,467,585.00	17,467,584.00	17,467,584.00	00.00	17,467,584.00	17,467,584.00	00.00	17,467,584.00	00.00
43	GASTOS DE INVERSIÓN	284,001,386.00	00.00	284,001,386.00	284,001,383.00	284,001,383.00	00.00	284,001,383.00	284,001,383.00	00.00	284,001,383.00	00.00
4302	GASTOS GENERALES	15,080,000.00	00.00	15,080,000.00	15,080,000.00	15,080,000.00	00.00	15,080,000.00	15,080,000.00	00.00	15,080,000.00	00.00
430204	ADQUISICIÓN BIENES Y SERVICIOS	15,080,000.00	00.00	15,080,000.00	15,080,000.00	15,080,000.00	00.00	15,080,000.00	15,080,000.00	00.00	15,080,000.00	00.00
430204001	COMPRA DE EQUIPO	15,080,000.00	00.00	15,080,000.00	15,080,000.00	15,080,000.00	00.00	15,080,000.00	15,080,000.00	00.00	15,080,000.00	00.00
430204001	COMPRA DE EQUIPO / MINPROTECCION ETV	15,080,000.00	00.00	15,080,000.00	15,080,000.00	15,080,000.00	00.00	15,080,000.00	15,080,000.00	00.00	15,080,000.00	00.00
4303	TRANSFERENCIAS	15,195,456.00	00.00	15,195,456.00	15,195,453.00	15,195,453.00	00.00	15,195,453.00	15,195,453.00	00.00	15,195,453.00	00.00
430303	DE PREVISION Y SEGURIDAD SOCIAL	15,195,456.00	00.00	15,195,456.00	15,195,453.00	15,195,453.00	00.00	15,195,453.00	15,195,453.00	00.00	15,195,453.00	00.00
430303001	INTERESES DE CESANTIAS	15,195,456.00	00.00	15,195,456.00	15,195,453.00	15,195,453.00	00.00	15,195,453.00	15,195,453.00	00.00	15,195,453.00	00.00
430303001	INTERESES DE CESANTIAS / MINPROTECCION ETV	6,337,974.00	00.00	6,337,974.00	6,337,971.00	6,337,971.00	00.00	6,337,971.00	6,337,971.00	00.00	6,337,971.00	00.00
430303001	INTERESES DE CESANTIAS / S G P CSF	8,857,482.00	00.00	8,857,482.00	8,857,482.00	8,857,482.00	00.00	8,857,482.00	8,857,482.00	00.00	8,857,482.00	00.00
4310	OTROS GASTOS DE INVERSION	253,725,930.00	00.00	253,725,930.00	253,725,930.00	253,725,930.00	00.00	253,725,930.00	253,725,930.00	00.00	253,725,930.00	00.00
431001	SUBCUENTA UES	68,473,203.00	00.00	68,473,203.00	68,473,203.00	68,473,203.00	00.00	68,473,203.00	68,473,203.00	00.00	68,473,203.00	00.00
43100101	CONTRATACION DE INSUMOS Y PRESTACION DE SERVICIOS	37,589,180.00	00.00	37,589,180.00	37,589,180.00	37,589,180.00	00.00	37,589,180.00	37,589,180.00	00.00	37,589,180.00	00.00
43100101002	IVC Agua de Consumo humano y Saneamiento Basico	12,672,220.00	00.00	12,672,220.00	12,672,220.00	12,672,220.00	00.00	12,672,220.00	12,672,220.00	00.00	12,672,220.00	00.00
4310010100202	Materiales y Suministros	12,672,220.00	00.00	12,672,220.00	12,672,220.00	12,672,220.00	00.00	12,672,220.00	12,672,220.00	00.00	12,672,220.00	00.00
4310010100202	IVC Agua de Cons.humano y San. Basico-Materiales y Suministros / S.G.P. CSF	12,672,220.00	00.00	12,672,220.00	12,672,220.00	12,672,220.00	00.00	12,672,220.00	12,672,220.00	00.00	12,672,220.00	00.00
43100101003	Servicios de Laboratorio Ambiental	24,916,960.00	00.00	24,916,960.00	24,916,960.00	24,916,960.00	00.00	24,916,960.00	24,916,960.00	00.00	24,916,960.00	00.00
4310010100302	Materiales y Suministros	3,301,360.00	00.00	3,301,360.00	3,301,360.00	3,301,360.00	00.00	3,301,360.00	3,301,360.00	00.00	3,301,360.00	00.00
4310010100302	Serv. de Lab. Amb.-Materiales y Suministros / S.G.P. CSF	3,301,360.00	00.00	3,301,360.00	3,301,360.00	3,301,360.00	00.00	3,301,360.00	3,301,360.00	00.00	3,301,360.00	00.00
4310010100303	Compra de Equipos	2,000,000.00	00.00	2,000,000.00	2,000,000.00	2,000,000.00	00.00	2,000,000.00	2,000,000.00	00.00	2,000,000.00	00.00
4310010100303	Serv. de Lab. Amb.-Compra de Equipos / S.G.P. CSF	2,000,000.00	00.00	2,000,000.00	2,000,000.00	2,000,000.00	00.00	2,000,000.00	2,000,000.00	00.00	2,000,000.00	00.00
4310010100304	Mantenimiento de Equipos	19,615,600.00	00.00	19,615,600.00	19,615,600.00	19,615,600.00	00.00	19,615,600.00	19,615,600.00	00.00	19,615,600.00	00.00
4310010100304	Serv. de Lab. Amb.-Mantenimiento de Equipos / S.G.P. CSF	19,615,600.00	00.00	19,615,600.00	19,615,600.00	19,615,600.00	00.00	19,615,600.00	19,615,600.00	00.00	19,615,600.00	00.00
43100102	CONTRATACION DE INSUMOS Y	30,884,023.00	00.00	30,884,023.00	30,884,023.00	30,884,023.00	00.00	30,884,023.00	30,884,023.00	00.00	30,884,023.00	00.00
43100102	CONTRATACION DE INSUMOS Y PRESTACION DE SERVICIOS / RENTAS CEDIDAS	30,884,023.00	00.00	30,884,023.00	30,884,023.00	30,884,023.00	00.00	30,884,023.00	30,884,023.00	00.00	30,884,023.00	00.00
431003	SUBCUENTA	185,252,727.00	00.00	185,252,727.00	185,252,727.00	185,252,727.00	00.00	185,252,727.00	185,252,727.00	00.00	185,252,727.00	00.00
43100301	VIGILANCIA EVENTOS SALUD PUBLICA	184,246,205.00	00.00	184,246,205.00	184,246,205.00	184,246,205.00	00.00	184,246,205.00	184,246,205.00	00.00	184,246,205.00	00.00
43100301	VIGILANCIA EVENTOS SALUD PUBLICA / S G P CSF	184,246,205.00	00.00	184,246,205.00	184,246,205.00	184,246,205.00	00.00	184,246,205.00	184,246,205.00	00.00	184,246,205.00	00.00
43100302	SEGURIDAD SANITARIA GESTION	1,006,522.00	00.00	1,006,522.00	1,006,522.00	1,006,522.00	00.00	1,006,522.00	1,006,522.00	00.00	1,006,522.00	00.00
43100302	SEGURIDAD SANITARIA GESTION AMBIENTAL / S G P CSF	1,006,522.00	00.00	1,006,522.00	1,006,522.00	1,006,522.00	00.00	1,006,522.00	1,006,522.00	00.00	1,006,522.00	00.00
8	Pasivo exigible	246,327,688.00	00.00	246,327,688.00	246,327,688.00	246,327,688.00	00.00	246,327,688.00	00.00	00.00	00.00	246,327,688.00

EJECUCION PRESUPUESTAL DE GASTOS
CORRESPONDIENTE AL MES DE MARZO DE 2016


RUBRO	DESCRIPCION	APROPICIACION INICIAL	MODIFICACIONES	APROPICIACION VIGENTE	DISPONIBILIDADES	COMPROMISOS	DISPONIBILIDADES ABIERTAS	OBLIGACIONES	PAGOS ANTERIORES	PAGOS DEL MES	PAGOS ACUMULADOS	OBLIGACIONES POR PAGAR
		1	2	3	4	5	6= (4-5)	7	8	9	10 = (8+9)	11=(7-10)
81	GASTOS FUNCIONAMIENTO	246,327,688.00	00.00	246,327,688.00	246,327,688.00	246,327,688.00	00.00	246,327,688.00	00.00	00.00	00.00	246,327,688.00
8101	GASTOS DE PERSONAL	246,327,688.00	00.00	246,327,688.00	246,327,688.00	246,327,688.00	00.00	246,327,688.00	00.00	00.00	00.00	246,327,688.00
810105	CONTRIBUCIONES INHERENTES A LA NOMINA SECTOR PRIVADO Y PUBLICO	246,327,688.00	00.00	246,327,688.00	246,327,688.00	246,327,688.00	00.00	246,327,688.00	00.00	00.00	00.00	246,327,688.00
81010501	ADMINISTRADAS POR EL SECTOR PRIVADO	246,327,688.00	00.00	246,327,688.00	246,327,688.00	246,327,688.00	00.00	246,327,688.00	00.00	00.00	00.00	246,327,688.00
81010501003	FONDOS ADMINISTRADORES DE PENSIONES PRIVADOS	246,327,688.00	00.00	246,327,688.00	246,327,688.00	246,327,688.00	00.00	246,327,688.00	00.00	00.00	00.00	246,327,688.00
81010501003	FONDOS ADMINISTRADORES DE PENSIONES PRIVADOS / RECURSOS PROPIOS	246,327,688.00	00.00	246,327,688.00	246,327,688.00	246,327,688.00	00.00	246,327,688.00	00.00	00.00	00.00	246,327,688.00



Ing. DIEGO VICTORIA MEJIA
Director General



Dra. DIALMA ALEJANDRA REYES SOTELO
Subdirector Administrativo



Ing. LILIANA BETTY BARROS QUINONES
Profesional Universitario