



EJECUCION PRESUPUESTAL DE INGRESOS
CORRESPONDIENTE AL MES DE OCTUBRE DE 2015


RUBRO	DESCRIPCION	PRESUPUESTO INICIAL	MODIFICACIONES	TOTAL PRESUPUESTO	RECAUDOS ANTERIORES	RECAUDOS DEL MES	RECAUDOS ACUMULADOS	POR RECAUDAR	% REC
1	INGRESOS	15,618,232,299.00	3,953,566,354.00	19,571,798,653.00	12,760,291,476.50	114,626,788.00	12,874,917,864.50	6,696,880,788.50	65.78
11	RENTAS PROPIAS	253,500,000.00	00.00	253,500,000.00	527,649,582.50	28,461,888.00	556,111,470.50	(302,611,470.50)	219.37
111	INGRESOS CORRIENTES	253,500,000.00	00.00	253,500,000.00	69,459,909.50	00.00	69,459,909.50	184,040,090.50	27.40
1112	NO TRIBUTARIOS	253,500,000.00	00.00	253,500,000.00	69,459,909.50	00.00	69,459,909.50	184,040,090.50	27.40
11123	VENTA DE BIENES Y SERVICIOS	253,500,000.00	00.00	253,500,000.00	69,459,909.50	00.00	69,459,909.50	184,040,090.50	27.40
111232	VENTA DE SERVICIOS	253,500,000.00	00.00	253,500,000.00	69,459,909.50	00.00	69,459,909.50	184,040,090.50	27.40
11123302	SERVICIOS DE PREVISION SOCIAL	253,500,000.00	00.00	253,500,000.00	69,459,909.50	00.00	69,459,909.50	184,040,090.50	27.40
1112330201	TASA PARA RECUPERACION DE SERVICIOS	253,500,000.00	00.00	253,500,000.00	69,459,909.50	00.00	69,459,909.50	184,040,090.50	27.40
111233020101	LABORATORIO Y DIAGNOSTICO	253,500,000.00	00.00	253,500,000.00	69,459,909.50	00.00	69,459,909.50	184,040,090.50	27.40
11123302010101	ANÁLISIS MICROBIOLÓGICO Y FÍSICO QUÍMICO	253,500,000.00	00.00	253,500,000.00	69,459,909.50	00.00	69,459,909.50	183,540,090.50	27.45
1112330201010101	ANÁLISIS MICROBIOLÓGICO Y FÍSICO QUÍMICO / RECURSOS PROPIOS	253,500,000.00	00.00	253,500,000.00	69,459,909.50	00.00	69,459,909.50	183,540,090.50	27.45
11123302010102	VIBRIUM CHOLERAE	500,000.00	00.00	500,000.00	00.00	00.00	00.00	500,000.00	00.00
11123302010102004	VIBRIUM CHOLERAE / RECURSOS PROPIOS	500,000.00	00.00	500,000.00	00.00	00.00	00.00	500,000.00	00.00
112	RECURSOS DE CAPITAL	00.00	00.00	00.00	458,189,673.00	28,461,888.00	486,651,561.00	(486,651,561.00)	00.00
1123	RENDIMIENTOS POR OPERACIONES	00.00	00.00	00.00	154,680,420.00	18,664,280.00	173,344,700.00	(173,344,700.00)	00.00
11238	RENDIMIENTOS POR OPERACIONES FINANCIERAS	00.00	00.00	00.00	154,680,420.00	18,664,280.00	173,344,700.00	(173,344,700.00)	00.00
11238001	RENDIMIENTOS POR OPERACIONES FINANCIERAS / RENTAS CEDIDAS	00.00	00.00	00.00	22,102,406.00	2,779,280.00	24,881,686.00	(24,881,686.00)	00.00
11238002	RENDIMIENTOS POR OPERACIONES FINANCIERAS / MINIPROTECCION ETV	00.00	00.00	00.00	3,734,678.00	84,299.00	3,818,977.00	(3,818,977.00)	00.00
11238004	RENDIMIENTOS POR OPERACIONES FINANCIERAS / RECURSOS PROPIOS	00.00	00.00	00.00	88,121,325.00	9,885,054.00	98,006,379.00	(98,006,379.00)	00.00
11238005	RENDIMIENTOS POR OPERACIONES FINANCIERAS / SGP CSF	00.00	00.00	00.00	40,722,011.00	5,915,647.00	46,637,658.00	(46,637,658.00)	00.00
1126	OTROS INGRESOS DE CAPITAL	00.00	00.00	00.00	303,509,253.00	9,797,608.00	313,306,861.00	(313,306,861.00)	00.00
11262	INDEMNIZACIONES	00.00	00.00	00.00	1,899,050.00	00.00	1,899,050.00	(1,899,050.00)	00.00
11262001	INDEMNIZACIONES / RENTAS CEDIDAS	00.00	00.00	00.00	1,899,050.00	00.00	1,899,050.00	(1,899,050.00)	00.00
11263	REINTEGROS	00.00	00.00	00.00	301,610,203.00	9,797,608.00	311,407,811.00	(311,407,811.00)	00.00
11263001	REINTEGROS / RENTAS CEDIDAS	00.00	00.00	00.00	9,329,629.00	8,546,731.00	17,875,760.00	(17,875,760.00)	00.00
11263002	REINTEGROS / MINIPROTECCION ETV	00.00	00.00	00.00	4,770,640.00	560,356.00	5,330,996.00	(5,330,996.00)	00.00


5

EJECUCION PRESUPUESTAL DE INGRESOS
CORRESPONDIENTE AL MES DE OCTUBRE DE 2015

RUBRO	DESCRIPCION	PRESUPUESTO	MODIFICACIONES	TOTAL	RECAUDOS ANTERIORES	RECAUDOS DEL MES	RECAUDOS ACUMULADOS	POR RECAUDAR	% REC
		INICIAL		PRESUPUESTO					
11263	004 REINTEGROS / RECURSOS PROPIOS	00.00	00.00	00.00	285,316,173.00	370,200.00	285,686,373.00	(285,686,373.00)	00.00
11263	005 REINTEGROS / S G P CSF	00.00	00.00	00.00	2,194,361.00	320,321.00	2,514,682.00	(2,514,682.00)	00.00
12	TRANSPERENCIAS	15,364,732,299.00	3,953,566,354.00	19,318,298,653.00	12,232,641,894.00	86,164,500.00	12,318,806,394.00	6,999,492,259.00	63.77
121	TRANSPERENCIAS CORRIENTES RECIBIDAS	15,364,732,299.00	3,953,566,354.00	19,318,298,653.00	12,232,641,894.00	86,164,500.00	12,318,806,394.00	6,999,492,259.00	63.77
1211	DE LA NACION	1,033,974,010.00	00.00	1,033,974,010.00	765,480,505.00	86,164,500.00	851,645,005.00	182,329,005.00	82.37
1211	003 DE LA NACION / S G P SSF	1,033,974,010.00	00.00	1,033,974,010.00	765,480,505.00	86,164,500.00	851,645,005.00	182,329,005.00	82.37
1212	DEL DEPARTAMENTO	14,330,758,289.00	3,953,566,354.00	18,284,324,643.00	11,467,161,389.00	00.00	11,467,161,389.00	6,817,163,254.00	62.72
12121	RENTAS CEDIDAS	5,333,602,423.00	00.00	5,333,602,423.00	3,503,755,530.00	00.00	3,503,755,530.00	1,829,846,893.00	65.69
12121	001 RENTAS CEDIDAS / RENTAS CEDIDAS	5,333,602,423.00	00.00	5,333,602,423.00	3,503,755,530.00	00.00	3,503,755,530.00	1,829,846,893.00	65.69
12122	MINPROTECCION	8,997,155,866.00	3,953,566,354.00	12,950,722,220.00	7,963,405,859.00	00.00	7,963,405,859.00	4,987,316,361.00	61.49
12122	002 MINPROTECCION / MINPROTECCION ETV	2,140,293,941.00	00.00	2,140,293,941.00	1,005,982,196.00	00.00	1,005,982,196.00	1,134,311,745.00	47.00
12122	005 MINPROTECCION / S G P CSF	6,856,861,925.00	3,953,566,354.00	10,810,428,279.00	6,957,423,663.00	00.00	6,957,423,663.00	3,853,004,616.00	64.36


Ing. ANGELICA FRANCO GARCIA
Director General


Ing. LILIANA BETTY BARRIOS
Subdirector Administrativo (E)


Profesional Universitario



NIT:305.018.833-8

EJECUCION PRESUPUESTAL DE GASTOS
CORRESPONDIENTE AL MES DE OCTUBRE DE 2015

RUBRO	DESCRIPCION	APROPIACION INICIAL	MODIFICACIONES	APROPIACION VIGENTE	DISPONIBILIDADES	COMPROMISOS	DISPONIBILIDADES ABIERTAS	OBLIGACIONES	PAGOS ANTERIORES	PAGOS DEL MES	PAGOS ACUMULADOS	OBLIGACIONES POR PAGAR
		1	2	3	4	5	6=(4-5)	7	8	9	10=(8+9)	11=(7-10)
2	GASTOS	15,618,232,299.00	3,953,566,354.00	19,571,798,653.00	14,651,465,750.19	13,945,657,356.32	805,808,393.87	11,174,965,669.16	9,313,563,247.20	1,738,835,553.96	11,052,398,801.16	122,566,668.00
21	GASTOS FUNCIONAMIENTO	5,470,339,422.00	00.00	5,470,339,422.00	3,786,233,131.67	3,536,679,554.80	247,553,576.87	2,961,306,409.32	2,556,603,139.20	331,778,450.12	2,888,381,589.32	72,924,820.00
2101	GASTOS DE PERSONAL	2,405,254,246.00	(22,000,000.00)	2,383,254,246.00	1,612,649,646.81	1,610,435,459.00	2,214,187.81	1,610,435,459.00	1,440,796,010.00	169,639,449.00	1,610,435,459.00	00.00
210101	SERVICIOS PERSONALES ASOCIADOS A LA NOMINA	1,857,109,553.00	00.00	1,857,109,553.00	1,249,624,951.00	1,249,624,951.00	00.00	1,249,624,951.00	1,116,920,534.00	132,704,417.00	1,249,624,951.00	00.00
21010101	SUELDOS DE PERSONAL DE NOMINA	1,415,874,281.00	00.00	1,415,874,281.00	1,077,806,840.00	1,077,806,840.00	00.00	1,077,806,840.00	960,534,881.00	117,271,959.00	1,077,806,840.00	00.00
21010101001	SUELDO	1,415,874,281.00	00.00	1,415,874,281.00	1,077,806,840.00	1,077,806,840.00	00.00	1,077,806,840.00	960,534,881.00	117,271,959.00	1,077,806,840.00	00.00
21010101001	SUELDO / RENTAS CEDIDAS	1,415,874,281.00	00.00	1,415,874,281.00	1,077,806,840.00	1,077,806,840.00	00.00	1,077,806,840.00	960,534,881.00	117,271,959.00	1,077,806,840.00	00.00
21010101001	SUELDO / MINIPROTECCION ETV	00.00	00.00	00.00	00.00	00.00	00.00	00.00	00.00	00.00	00.00	00.00
210101005	OTROS	375,301,272.00	00.00	375,301,272.00	140,308,872.00	140,308,872.00	00.00	140,308,872.00	126,945,204.00	13,363,668.00	140,308,872.00	00.00
21010105001	BONIFICACION ESPECIAL DE RECREACION	7,865,968.00	00.00	7,865,968.00	5,659,899.00	5,659,899.00	00.00	5,659,899.00	4,599,594.00	1,060,305.00	5,659,899.00	00.00
21010105001	BONIFICACION ESPECIAL DE RECREACION / RENTAS CEDIDAS	7,865,968.00	00.00	7,865,968.00	5,659,899.00	5,659,899.00	00.00	5,659,899.00	4,599,594.00	1,060,305.00	5,659,899.00	00.00
21010105002	SUBSIDIO ALIMENTACION	17,044,180.00	00.00	17,044,180.00	11,258,403.00	11,258,403.00	00.00	11,258,403.00	10,112,102.00	1,146,301.00	11,258,403.00	00.00
21010105002	SUBSIDIO ALIMENTACION / RENTAS CEDIDAS	17,044,180.00	00.00	17,044,180.00	11,258,403.00	11,258,403.00	00.00	11,258,403.00	10,112,102.00	1,146,301.00	11,258,403.00	00.00
21010105003	AUXILIO DE TRANSPORTE	25,807,680.00	00.00	25,807,680.00	16,674,678.00	16,674,678.00	00.00	16,674,678.00	14,970,210.00	1,704,468.00	16,674,678.00	00.00
21010105003	AUXILIO DE TRANSPORTE / RENTAS CEDIDAS	25,807,680.00	00.00	25,807,680.00	16,674,678.00	16,674,678.00	00.00	16,674,678.00	14,970,210.00	1,704,468.00	16,674,678.00	00.00
21010105004	PRIMA DE SERVICIO	60,780,256.00	00.00	60,780,256.00	52,542,899.00	52,542,899.00	00.00	52,542,899.00	52,566,900.00	175,999.00	52,542,899.00	00.00
21010105004	PRIMA DE SERVICIO / RENTAS CEDIDAS	60,780,256.00	00.00	60,780,256.00	52,542,899.00	52,542,899.00	00.00	52,542,899.00	52,566,900.00	175,999.00	52,542,899.00	00.00
21010105005	PRIMA DE VACACIONES	65,845,273.00	00.00	65,845,273.00	48,317,582.00	48,317,582.00	00.00	48,317,582.00	39,175,022.00	9,142,560.00	48,317,582.00	00.00
21010105005	PRIMA DE VACACIONES / RENTAS CEDIDAS	65,845,273.00	00.00	65,845,273.00	48,317,582.00	48,317,582.00	00.00	48,317,582.00	39,175,022.00	9,142,560.00	48,317,582.00	00.00
21010105006	PRIMA DE NAVIDAD	137,177,659.00	00.00	137,177,659.00	5,855,411.00	5,855,411.00	00.00	5,855,411.00	5,721,376.00	134,035.00	5,855,411.00	00.00
21010105006	PRIMA DE NAVIDAD / RENTAS CEDIDAS	137,177,659.00	00.00	137,177,659.00	5,855,411.00	5,855,411.00	00.00	5,855,411.00	5,721,376.00	134,035.00	5,855,411.00	00.00
21010105007	PRIMAS EXTRA	60,780,256.00	00.00	60,780,256.00	00.00	00.00	00.00	00.00	00.00	00.00	00.00	00.00
21010105007	PRIMAS EXTRA / RENTAS CEDIDAS	60,780,256.00	00.00	60,780,256.00	00.00	00.00	00.00	00.00	00.00	00.00	00.00	00.00
21010105008	BONIFICACION SERVICIOS	00.00	00.00	00.00	00.00	00.00	00.00	00.00	00.00	00.00	00.00	00.00
21010105008	BONIFICACION SERVICIOS PRESTADOS / RENTAS CEDIDAS	00.00	00.00	00.00	00.00	00.00	00.00	00.00	00.00	00.00	00.00	00.00
21010109	HORAS EXTRAS DIAS FESTIVOS	65,934,000.00	00.00	65,934,000.00	31,509,239.00	31,509,239.00	00.00	31,509,239.00	29,440,449.00	2,068,790.00	31,509,239.00	00.00
21010109001	RECARGOS NOCTURNOS Y FESTIVOS	38,934,000.00	00.00	38,934,000.00	21,888,331.00	21,888,331.00	00.00	21,888,331.00	19,819,541.00	2,068,790.00	21,888,331.00	00.00
21010109001	RECARGOS NOCTURNOS Y FESTIVOS / RENTAS CEDIDAS	38,934,000.00	00.00	38,934,000.00	21,888,331.00	21,888,331.00	00.00	21,888,331.00	19,819,541.00	2,068,790.00	21,888,331.00	00.00
21010109002	INDEMNIZACION POR	27,000,000.00	00.00	27,000,000.00	9,620,908.00	9,620,908.00	00.00	9,620,908.00	9,620,908.00	00.00	9,620,908.00	00.00

15

EJECUCION PRESUPUESTAL DE GASTOS
CORRESPONDIENTE AL MES DE OCTUBRE DE 2015

RUBRO	DESCRIPCION	APROPACION INICAL	MODIFICACIONES	APROPACION VICENTE	DISPONIBILIDADES	COMPROMISOS	DISPONIBILIDADES ABIERTAS	OBLIGACIONES	PAGOS ANTERIORES	PAGOS DEL MES	PAGOS ACUMULADOS	OBLIGACIONES POR PAGAR
		1	2	3	4	5	6= (4-5)	7	8	9	10 = (8+9)	11=(7-10)
21010109002	INDEMNIZACION POR VACACIONES / RENTAS CEDIDAS	27.000.000.00	00.00	27.000.000.00	9.620.908.00	9.620.908.00	00.00	9.620.908.00	9.620.908.00	00.00	9.620.908.00	00.00
210102	SERVICIOS PERSONALES	61.988.199.00	(22.000.000.00)	39.988.199.00	5.435.932.81	3.221.745.00	2.214.187.81	3.221.745.00	3.221.745.00	00.00	3.221.745.00	00.00
21010201	GASTOS DE PERSONAL SUPERNUMERARIO	00.00	00.00	00.00	00.00	00.00	00.00	00.00	00.00	00.00	00.00	00.00
21010202	HONORARIOS	53.988.199.00	(22.000.000.00)	31.988.199.00	5.435.932.81	3.221.745.00	2.214.187.81	3.221.745.00	3.221.745.00	00.00	3.221.745.00	00.00
21010202	HONORARIOS / RENTAS CEDIDAS	53.988.199.00	(22.000.000.00)	31.988.199.00	5.435.932.81	3.221.745.00	2.214.187.81	3.221.745.00	3.221.745.00	00.00	3.221.745.00	00.00
21010202	HONORARIOS / S.G.P. CSF	00.00	00.00	00.00	00.00	00.00	00.00	00.00	00.00	00.00	00.00	00.00
21010203	REMUNERACION POR SERVICIOS	8.000.000.00	00.00	8.000.000.00	00.00	00.00	00.00	00.00	00.00	00.00	00.00	00.00
21010203	REMUNERACION POR SERVICIOS TECNICOS / RENTAS CEDIDAS	8.000.000.00	00.00	8.000.000.00	00.00	00.00	00.00	00.00	00.00	00.00	00.00	00.00
210105	CONTRIBUCIONES INHERENTES A LA NOMINA SECTOR PRIVADO Y	486.156.494.00	00.00	486.156.494.00	357.588.763.00	357.588.763.00	00.00	357.588.763.00	320.653.731.00	36.935.032.00	357.588.763.00	00.00
21010501	ADMINISTRADAS POR EL SECTOR PRIVADO	282.759.615.00	00.00	282.759.615.00	238.865.055.00	238.865.055.00	00.00	238.865.055.00	233.067.455.00	5.797.600.00	238.865.055.00	00.00
21010501001	CAJAS DE COMPENSACION PRIVADAS	72.889.744.00	00.00	72.889.744.00	45.322.800.00	45.322.800.00	00.00	45.322.800.00	40.599.800.00	4.723.000.00	45.322.800.00	00.00
21010501001	CAJAS DE COMPENSACION PRIVADAS / RENTAS CEDIDAS	72.889.744.00	00.00	72.889.744.00	45.322.800.00	45.322.800.00	00.00	45.322.800.00	40.599.800.00	4.723.000.00	45.322.800.00	00.00
21010501002	FONDOS ADMINISTRADORES DE	00.00	00.00	00.00	00.00	00.00	00.00	00.00	00.00	00.00	00.00	00.00
21010501002	FONDOS ADMINISTRADORES DE CESANTIAS PRIVADOS / S G P SSF	00.00	00.00	00.00	00.00	00.00	00.00	00.00	00.00	00.00	00.00	00.00
21010501003	FONDOS ADMINISTRADORES DE	89.366.895.00	00.00	89.366.895.00	89.238.600.00	89.238.600.00	00.00	89.238.600.00	89.238.600.00	00.00	89.238.600.00	00.00
21010501003	FONDOS ADMINISTRADORES DE PENSIONES PRIVADOS / S G P SSF	89.366.895.00	00.00	89.366.895.00	89.238.600.00	89.238.600.00	00.00	89.238.600.00	89.238.600.00	00.00	89.238.600.00	00.00
21010501003	FONDOS ADMINISTRADORES DE PENSIONES PRIVADOS / RECURSOS PROPIOS	00.00	00.00	00.00	00.00	00.00	00.00	00.00	00.00	00.00	00.00	00.00
21010501004	EMPRESAS PRIVADAS	95.490.428.00	00.00	95.490.428.00	94.551.155.00	94.551.155.00	00.00	94.551.155.00	94.467.555.00	83.600.00	94.551.155.00	00.00
21010501004	EMPRESAS PRIVADAS PROMOTORAS DE SALUD / S G P SSF	95.490.428.00	00.00	95.490.428.00	94.551.155.00	94.551.155.00	00.00	94.551.155.00	94.467.555.00	83.600.00	94.551.155.00	00.00
21010501004	EMPRESAS PRIVADAS PROMOTORAS DE SALUD / RECURSOS PROPIOS	00.00	00.00	00.00	00.00	00.00	00.00	00.00	00.00	00.00	00.00	00.00
21010501005	ADMINISTRADORAS PRIVADAS DE APORTES PARA ACCIDENTES DE TRABAJO Y ENFERMEDADES	25.012.548.00	00.00	25.012.548.00	9.752.500.00	9.752.500.00	00.00	9.752.500.00	8.761.500.00	991.000.00	9.752.500.00	00.00
21010501005	ADMINISTRADORAS PRIVADAS DE APORTES PARA ACCIDENTES DE TRABAJO Y ENFERMEDADES PROFESIONALES / S G P	25.012.548.00	00.00	25.012.548.00	9.752.500.00	9.752.500.00	00.00	9.752.500.00	8.761.500.00	991.000.00	9.752.500.00	00.00
21010502	ADMINISTRADAS POR EL SECTOR	203.396.879.00	00.00	203.396.879.00	118.723.708.00	118.723.708.00	00.00	118.723.708.00	87.586.276.00	31.137.432.00	118.723.708.00	00.00
21010502002	APORTES AL ICBF	54.667.308.00	00.00	54.667.308.00	33.989.000.00	33.989.000.00	00.00	33.989.000.00	30.446.900.00	3.542.100.00	33.989.000.00	00.00
21010502002	APORTES AL ICBF / RENTAS CEDIDAS	54.667.308.00	00.00	54.667.308.00	33.989.000.00	33.989.000.00	00.00	33.989.000.00	30.446.900.00	3.542.100.00	33.989.000.00	00.00

97

EJECUCION PRESUPUESTAL DE GASTOS
CORRESPONDIENTE AL MES DE OCTUBRE DE 2015

RUBRO	DESCRIPCION	APROPRIACION INICIAL	MODIFICACIONES	APROPRIACION VIGENTE	DISPONIBILIDADES	COMPROMISOS	DISPONIBILIDADES ABIERTAS	OBLIGACIONES	PAGOS ANTERIORES	PAGOS DEL MES	PAGOS ACUMULADOS	OBLIGACIONES POR PAGAR
<div>12</div>												
		1	2	3	4	5	6=(4-5)	7	8	9	10=(8+9)	11=(7-10)
21010502003	APORTES AL SENA	36,444,872.00	00.00	36,444,872.00	22,667,100.00	22,667,100.00	00.00	22,667,100.00	20,306,100.00	2,361,000.00	22,667,100.00	00.00
21010502003	APORTES AL SENA / RENTAS CEDIDAS	36,444,872.00	00.00	36,444,872.00	22,667,100.00	22,667,100.00	00.00	22,667,100.00	20,306,100.00	2,361,000.00	22,667,100.00	00.00
21010502004	FONDOS ADMINISTRADORES DE	00.00	00.00	00.00	00.00	00.00	00.00	00.00	00.00	00.00	00.00	00.00
21010502004	FONDOS ADMINISTRADORES DE CESANTIAS PUBLICOS / S G P	00.00	00.00	00.00	00.00	00.00	00.00	00.00	00.00	00.00	00.00	00.00
21010502005	EMPRESAS PUBLICAS	26,975,565.00	00.00	26,975,565.00	20,629,708.00	20,629,708.00	00.00	20,629,708.00	8,866,676.00	11,763,032.00	20,629,708.00	00.00
21010502005	EMPRESAS PUBLICAS PROMOTORAS DE SALUD / S G P	26,975,565.00	00.00	26,975,565.00	20,629,708.00	20,629,708.00	00.00	20,629,708.00	8,866,676.00	11,763,032.00	20,629,708.00	00.00
21010502006	FONDOS ADMINISTRADORES DE	85,309,134.00	00.00	85,309,134.00	41,437,900.00	41,437,900.00	00.00	41,437,900.00	27,966,600.00	13,471,300.00	41,437,900.00	00.00
21010502006	FONDOS ADMINISTRADORES DE PENSION PUBLICOS / S G P SSF	85,309,134.00	00.00	85,309,134.00	41,437,900.00	41,437,900.00	00.00	41,437,900.00	27,966,600.00	13,471,300.00	41,437,900.00	00.00
21010502007	ADMINISTRADORAS PRIVADAS DE APORTES PARA ACCIDENTES DE TRABAJO Y ENFERMEDADES	00.00	00.00	00.00	00.00	00.00	00.00	00.00	00.00	00.00	00.00	00.00
210109	DEFICIT	00.00	00.00	00.00	00.00	00.00	00.00	00.00	00.00	00.00	00.00	00.00
210109	DEFICIT / RENTAS CEDIDAS	00.00	00.00	00.00	00.00	00.00	00.00	00.00	00.00	00.00	00.00	00.00
2102	GASTOS GENERALES	2,628,746,318.00	(23,000,000.00)	2,605,746,318.00	2,040,464,828.86	1,797,453,242.80	243,011,586.06	1,220,080,097.32	1,012,627,440.20	134,527,837.12	1,147,155,277.32	72,924,820.00
210203	IMPUESTOS MULTAS Y DEVOLUCIONES	16,087,181.00	13,000,000.00	29,087,181.00	10,358,376.00	10,358,376.00	00.00	10,358,376.00	10,358,376.00	00.00	10,358,376.00	00.00
21020301	IMPUESTOS Y CONTRIBUCIONES	12,087,181.00	13,000,000.00	25,087,181.00	10,358,376.00	10,358,376.00	00.00	10,358,376.00	10,358,376.00	00.00	10,358,376.00	00.00
21020301001	IMPUESTO DE VEHICULOS	00.00	00.00	00.00	00.00	00.00	00.00	00.00	00.00	00.00	00.00	00.00
21020301001	IMPUESTO DE VEHICULOS / RENTAS CEDIDAS	00.00	00.00	00.00	00.00	00.00	00.00	00.00	00.00	00.00	00.00	00.00
21020301002	IMPUESTO PREDIAL	12,087,181.00	13,000,000.00	25,087,181.00	10,358,376.00	10,358,376.00	00.00	10,358,376.00	10,358,376.00	00.00	10,358,376.00	00.00
21020301002	IMPUESTO PREDIAL / RENTAS CEDIDAS	12,087,181.00	13,000,000.00	25,087,181.00	10,358,376.00	10,358,376.00	00.00	10,358,376.00	10,358,376.00	00.00	10,358,376.00	00.00
21020302	MULTAS SANCIONES Y	4,000,000.00	00.00	4,000,000.00	00.00	00.00	00.00	00.00	00.00	00.00	00.00	00.00
2102030201	MULTAS	2,000,000.00	00.00	2,000,000.00	00.00	00.00	00.00	00.00	00.00	00.00	00.00	00.00
2102030201	MULTAS / RENTAS CEDIDAS	2,000,000.00	00.00	2,000,000.00	00.00	00.00	00.00	00.00	00.00	00.00	00.00	00.00
2102030202	SANCIONES	2,000,000.00	00.00	2,000,000.00	00.00	00.00	00.00	00.00	00.00	00.00	00.00	00.00
2102030202	SANCIONES / RENTAS CEDIDAS	2,000,000.00	00.00	2,000,000.00	00.00	00.00	00.00	00.00	00.00	00.00	00.00	00.00
210204	ADQUISICIÓN BIENES Y	2,612,659,137.09	(36,000,000.00)	2,576,659,137.00	2,030,106,452.86	1,787,094,866.80	243,011,586.06	1,209,721,721.32	1,002,269,064.20	134,527,837.12	1,136,756,901.32	72,924,820.00
210204001	COMPRA DE EQUIPO	158,325,830.00	00.00	158,325,830.00	154,221,830.00	36,916,000.00	117,305,830.00	10,266,000.00	10,266,000.00	00.00	10,266,000.00	00.00
210204001001	EQUIPO DE SISTEMAS	135,804,830.00	00.00	135,804,830.00	131,700,830.00	36,916,000.00	94,784,830.00	10,266,000.00	10,266,000.00	00.00	10,266,000.00	00.00
210204001001	EQUIPO DE SISTEMAS / RENTAS CEDIDAS	135,804,830.00	00.00	135,804,830.00	131,700,830.00	36,916,000.00	94,784,830.00	10,266,000.00	10,266,000.00	00.00	10,266,000.00	00.00
210204001002	OTRAS COMPRAS DE EQUIPO	22,521,000.00	00.00	22,521,000.00	22,521,000.00	00.00	22,521,000.00	00.00	00.00	00.00	00.00	00.00
210204001002	OTRAS COMPRAS DE EQUIPO / RENTAS CEDIDAS	22,521,000.00	00.00	22,521,000.00	22,521,000.00	00.00	22,521,000.00	00.00	00.00	00.00	00.00	00.00
210204002	ENSERES Y EQUIPO DE OFICINA	20,000,000.00	20,000,000.00	40,000,000.00	2,870,000.00	2,870,000.00	00.00	00.00	00.00	00.00	00.00	00.00
210204002001	EQUIPOS Y MAQUINARIA PARA OFICINA	00.00	00.00	00.00	00.00	00.00	00.00	00.00	00.00	00.00	00.00	00.00

72

EJECUCION PRESUPUESTAL DE GASTOS
CORRESPONDIENTE AL MES DE OCTUBRE DE 2015

RUBRO	DESCRIPCION	APROPACION INICIAL	MODIFICACIONES	APROPACION VIGENTE	DISPONIBILIDADES	COMPROMISOS	DISPONIBILIDADES ABERTAS	OBLIGACIONES	PAGOS ANTERIORES	PAGOS DEL MES	PAGOS ACUMULADOS	OBLIGACIONES POR PAGAR
		1	2	3	4	5	6=(4-5)	7	8	9	10=(8+9)	11=(7-10)
210204002002	OTROS ENSERES Y EQUIPO DE OFICINA	20,000,000.00	20,000,000.00	40,000,000.00	2,870,000.00	2,870,000.00	00.00	00.00	00.00	00.00	00.00	00.00
210204002002	OTROS ENSERES Y EQUIPO DE OFICINA / RENTAS CEDIDAS	20,000,000.00	20,000,000.00	40,000,000.00	2,870,000.00	2,870,000.00	00.00	00.00	00.00	00.00	00.00	00.00
210204004	MATERIALES Y SUMINISTROS	326,969,099.00	(67,000,000.00)	269,969,099.00	206,723,302.00	159,815,613.00	46,907,689.00	147,042,017.00	142,180,710.00	4,861,307.00	147,042,017.00	00.00
210204004001	DOTACIÓN	32,781,810.00	18,000,000.00	50,781,810.00	2,961,172.00	2,961,172.00	00.00	2,961,172.00	2,961,172.00	00.00	2,961,172.00	00.00
210204004001	DOTACIÓN / RENTAS CEDIDAS	32,781,810.00	18,000,000.00	50,781,810.00	2,961,172.00	2,961,172.00	00.00	2,961,172.00	2,961,172.00	00.00	2,961,172.00	00.00
210204004002	PAPELERIA ÚTILES DE	160,000,000.00	(45,000,000.00)	115,000,000.00	114,172,389.00	114,172,389.00	00.00	114,172,389.00	114,172,389.00	00.00	114,172,389.00	00.00
210204004002	PAPELERIA ÚTILES DE ESCRITORIO Y OFICINA / RENTAS CEDIDAS	160,000,000.00	(45,000,000.00)	115,000,000.00	114,172,389.00	114,172,389.00	00.00	114,172,389.00	114,172,389.00	00.00	114,172,389.00	00.00
210204004003	PRODUCTOS DE ASEO Y	20,000,000.00	00.00	20,000,000.00	20,000,000.00	20,000,000.00	00.00	16,244,267.00	11,718,910.00	4,525,357.00	16,244,267.00	00.00
210204004003	PRODUCTOS DE ASEO Y LIMPIEZA / RENTAS CEDIDAS	20,000,000.00	00.00	20,000,000.00	20,000,000.00	20,000,000.00	00.00	16,244,267.00	11,718,910.00	4,525,357.00	16,244,267.00	00.00
210204004004	PRODUCTOS DE CAFETERIA Y	12,000,000.00	00.00	12,000,000.00	11,999,741.00	11,999,741.00	00.00	2,981,878.00	2,981,878.00	00.00	2,981,878.00	00.00
210204004004	PRODUCTOS DE CAFETERIA Y RESTAURANTE / RENTAS CEDIDAS	12,000,000.00	00.00	12,000,000.00	11,999,741.00	11,999,741.00	00.00	2,981,878.00	2,981,878.00	00.00	2,981,878.00	00.00
210204004005	OTROS MATERIALES Y	72,177,289.00	(30,000,000.00)	42,177,289.00	27,600,000.00	10,692,311.00	16,907,689.00	10,692,311.00	10,356,361.00	335,960.00	10,692,311.00	00.00
210204004005	OTROS MATERIALES Y SUMINISTROS / RENTAS CEDIDAS	72,177,289.00	(30,000,000.00)	42,177,289.00	27,600,000.00	10,692,311.00	16,907,689.00	10,692,311.00	10,356,361.00	335,960.00	10,692,311.00	00.00
210204004006	LLANTAS Y ACCESORIOS	30,000,000.00	00.00	30,000,000.00	30,000,000.00	00.00	30,000,000.00	00.00	00.00	00.00	00.00	00.00
210204004006	LLANTAS Y ACCESORIOS / RENTAS CEDIDAS	30,000,000.00	00.00	30,000,000.00	30,000,000.00	00.00	30,000,000.00	00.00	00.00	00.00	00.00	00.00
210204005	MANTENIMIENTO	1,003,221,555.00	(62,000,000.00)	941,221,555.00	718,690,903.30	675,675,561.30	43,015,342.00	448,338,942.98	292,672,790.06	86,557,443.92	379,230,233.98	69,106,709.00
210204005001	MANTENIMIENTO DE BIENES INMUEBLES	49,628,715.00	58,000,000.00	107,628,715.00	30,843,168.45	30,843,168.45	00.00	30,843,168.00	16,480,136.00	14,363,032.00	30,843,168.00	00.00
210204005001	MANTENIMIENTO DE BIENES INMUEBLES / RENTAS CEDIDAS	49,628,715.00	58,000,000.00	107,628,715.00	30,843,168.45	30,843,168.45	00.00	30,843,168.00	16,480,136.00	14,363,032.00	30,843,168.00	00.00
210204005001	MANTENIMIENTO DE BIENES INMUEBLES / RECURSOS PROPIOS	00.00	00.00	00.00	00.00	00.00	00.00	00.00	00.00	00.00	00.00	00.00
210204005002	MANTENIMIENTO DE BIENES	90,000,000.00	(30,000,000.00)	60,000,000.00	46,164,707.00	33,545,867.00	12,618,840.00	17,289,867.00	17,289,867.00	00.00	17,289,867.00	00.00
210204005002	MANTENIMIENTO DE BIENES MUEBLES EQUIPOS Y ENSERES / RENTAS CEDIDAS	90,000,000.00	(30,000,000.00)	60,000,000.00	46,164,707.00	33,545,867.00	12,618,840.00	17,289,867.00	17,289,867.00	00.00	17,289,867.00	00.00
210204005003	MANTENIMIENTO EQUIPO DE	110,000,000.00	(66,000,000.00)	44,000,000.00	21,387,000.00	21,387,000.00	00.00	18,896,000.00	16,406,000.00	2,491,000.00	18,896,000.00	00.00
210204005003	MANTENIMIENTO EQUIPO DE COMUNICACION Y COMPUTACION / RENTAS CEDIDAS	110,000,000.00	(66,000,000.00)	44,000,000.00	21,387,000.00	21,387,000.00	00.00	18,896,000.00	16,406,000.00	2,491,000.00	18,896,000.00	00.00
210204005004	SERVICIO DE CAFETERIA Y	30,000,000.00	10,000,000.00	40,000,000.00	30,000,000.00	26,111,327.00	3,888,673.00	22,827,761.00	22,206,166.00	74,300.00	22,280,468.00	547,313.00
210204005004	SERVICIO DE CAFETERIA Y RESTAURANTE / RENTAS CEDIDAS	30,000,000.00	10,000,000.00	40,000,000.00	30,000,000.00	26,111,327.00	3,888,673.00	22,827,761.00	22,206,166.00	74,300.00	22,280,468.00	547,313.00
210204005005	SERVICIO DE SEGURIDAD Y	423,624,840.00	(16,000,000.00)	407,624,840.00	331,702,007.85	331,702,007.85	00.00	216,426,118.98	102,810,946.06	45,053,776.92	147,864,722.98	68,561,396.00
210204005005	SERVICIO DE SEGURIDAD Y VIGILANCIA / RENTAS CEDIDAS	423,624,840.00	(16,000,000.00)	407,624,840.00	331,702,007.85	331,702,007.85	00.00	216,426,118.98	102,810,946.06	45,053,776.92	147,864,722.98	68,561,396.00

EJECUCION PRESUPUESTAL DE GASTOS
CORRESPONDIENTE AL MES DE OCTUBRE DE 2015

RUBRO	DESCRIPCION	APROPIACION INICIAL	MODIFICACIONES	APROPIACION VIGENTE	DISPONIBILIDADES	COMPROMISOS	DISPONIBILIDADES ABIERTAS	OBLIGACIONES	PAGOS ANTERIORES	PAGOS DEL MES	PAGOS ACUMULADOS	OBLIGACIONES POR PAGAR
		1	2	3	4	5	6=(4-5)	7	8	9	10 =(8+9)	11=(7-10)
210204005006	MANTENIMIENTO DE OTROS BIENES / RENTAS CEDIDAS	150,000,000.00	(18,000,000.00)	132,000,000.00	118,001,374.00	93,615,351.00	24,386,023.00	45,096,368.00	43,881,833.00	1,244,535.00	45,096,368.00	00.00
210204005006	MANTENIMIENTO DE OTROS BIENES / RENTAS CEDIDAS	150,000,000.00	(18,000,000.00)	132,000,000.00	118,001,374.00	93,615,351.00	24,386,023.00	45,096,368.00	43,881,833.00	1,244,535.00	45,096,368.00	00.00
210204005007	MANTENIMIENTO DE SOFTWARE / RENTAS CEDIDAS	149,968,000.00	00.00	149,968,000.00	140,582,646.00	138,470,340.00	2,121,806.00	96,959,640.00	73,628,840.00	23,330,800.00	96,959,640.00	00.00
210204005007	MANTENIMIENTO DE SOFTWARE / RENTAS CEDIDAS	149,968,000.00	00.00	149,968,000.00	140,582,646.00	138,470,340.00	2,121,806.00	96,959,640.00	73,628,840.00	23,330,800.00	96,959,640.00	00.00
210204006	COMUNICACION Y TRANSPORTE	119,093,000.00	00.00	119,093,000.00	115,011,249.00	106,797,915.00	8,213,434.00	46,482,271.00	46,059,692.00	1,324,097.00	47,383,789.00	1,098,482.00
210204006001	CORREO	9,000,000.00	00.00	9,000,000.00	9,000,000.00	9,000,000.00	00.00	3,801,817.00	1,466,538.00	1,236,797.00	2,703,335.00	1,098,482.00
210204006001	CORREO / RENTAS CEDIDAS	9,000,000.00	00.00	9,000,000.00	9,000,000.00	9,000,000.00	00.00	3,801,817.00	1,466,538.00	1,236,797.00	2,703,335.00	1,098,482.00
210204006002	SERVICIO DE TRANSMISION DE INFORMACION / RENTAS CEDIDAS	95,612,840.00	00.00	95,612,840.00	95,611,249.00	95,611,249.00	00.00	42,493,888.00	42,493,888.00	00.00	42,493,888.00	00.00
210204006002	SERVICIO DE TRANSMISION DE INFORMACION / RENTAS CEDIDAS	95,612,840.00	00.00	95,612,840.00	95,611,249.00	95,611,249.00	00.00	42,493,888.00	42,493,888.00	00.00	42,493,888.00	00.00
210204006003	OTROS COMUNICACIONES Y TRANSPORTE / RENTAS CEDIDAS	14,480,160.00	00.00	14,480,160.00	10,400,000.00	2,186,566.00	8,213,434.00	2,186,566.00	2,099,266.00	87,300.00	2,186,566.00	00.00
210204006003	OTROS COMUNICACIONES Y TRANSPORTE / RENTAS CEDIDAS	14,480,160.00	00.00	14,480,160.00	10,400,000.00	2,186,566.00	8,213,434.00	2,186,566.00	2,099,266.00	87,300.00	2,186,566.00	00.00
210204007	IMPRESOS Y PUBLICACIONES	53,838,614.00	5,000,000.00	58,838,614.00	58,823,614.00	51,638,614.00	7,185,000.00	22,524,800.00	22,524,800.00	00.00	22,524,800.00	00.00
210204007002	OTROS GASTOS POR IMPRESOS Y PUBLICACIONES	53,838,614.00	5,000,000.00	58,838,614.00	58,823,614.00	51,638,614.00	7,185,000.00	22,524,800.00	22,524,800.00	00.00	22,524,800.00	00.00
210204007002	OTROS GASTOS POR IMPRESOS Y PUBLICACIONES / RENTAS CEDIDAS	53,838,614.00	5,000,000.00	58,838,614.00	58,823,614.00	51,638,614.00	7,185,000.00	22,524,800.00	22,524,800.00	00.00	22,524,800.00	00.00
210204008	SERVICIOS PUBLICOS	180,250,000.00	5,000,000.00	185,250,000.00	131,562,456.50	131,562,456.50	00.00	129,975,446.50	116,905,963.50	13,069,483.20	129,975,446.50	00.00
210204008001	ACUEDUCTO Y ALCANTARILLADO	12,360,000.00	4,900,000.00	17,260,000.00	12,049,501.00	12,049,501.00	00.00	12,049,501.00	10,747,889.00	1,301,512.00	12,049,501.00	00.00
210204008001	ACUEDUCTO Y ALCANTARILLADO / RENTAS CEDIDAS	12,360,000.00	4,900,000.00	17,260,000.00	12,049,501.00	12,049,501.00	00.00	12,049,501.00	10,747,889.00	1,301,512.00	12,049,501.00	00.00
210204008002	ENERGIA	109,180,000.00	00.00	109,180,000.00	81,595,789.87	81,595,789.87	00.00	79,974,619.87	72,359,658.87	7,614,961.00	79,974,619.87	00.00
210204008002	ENERGIA / RENTAS CEDIDAS	109,180,000.00	00.00	109,180,000.00	81,595,789.87	81,595,789.87	00.00	79,974,619.87	72,359,658.87	7,614,961.00	79,974,619.87	00.00
210204008003	TELEFONIA MOVIL CELULAR	7,210,000.00	00.00	7,210,000.00	6,567,040.50	6,567,040.50	00.00	6,567,040.50	5,922,921.30	644,119.20	6,567,040.50	00.00
210204008003	TELEFONIA MOVIL CELULAR / RENTAS CEDIDAS	7,210,000.00	00.00	7,210,000.00	6,567,040.50	6,567,040.50	00.00	6,567,040.50	5,922,921.30	644,119.20	6,567,040.50	00.00
210204008004	TELEFONO FAX Y OTROS	44,290,000.00	00.00	44,290,000.00	24,313,420.00	24,313,420.00	00.00	24,313,420.00	21,526,529.00	2,786,891.00	24,313,420.00	00.00
210204008004	TELEFONO FAX Y OTROS / RENTAS CEDIDAS	44,290,000.00	00.00	44,290,000.00	24,313,420.00	24,313,420.00	00.00	24,313,420.00	21,526,529.00	2,786,891.00	24,313,420.00	00.00
210204008005	OTROS SERVICIOS PUBLICOS	7,210,000.00	100,000.00	7,310,000.00	7,136,705.13	7,136,705.13	00.00	7,070,865.13	6,348,865.13	722,000.00	7,070,865.13	00.00
210204008005	OTROS SERVICIOS PUBLICOS / RENTAS CEDIDAS	7,210,000.00	100,000.00	7,310,000.00	7,136,705.13	7,136,705.13	00.00	7,070,865.13	6,348,865.13	722,000.00	7,070,865.13	00.00
210204009	SEGUROS	191,647,877.00	51,000,000.00	242,647,877.00	203,266,963.00	200,481,189.00	2,786,774.00	184,486,053.84	162,888,053.84	21,598,000.00	184,486,053.84	00.00
210204009001	SEGURO DE VIDA	22,000,000.00	00.00	22,000,000.00	21,598,000.00	21,598,000.00	00.00	21,598,000.00	00.00	21,598,000.00	21,598,000.00	00.00
210204009001	SEGURO DE VIDA / RENTAS CEDIDAS	22,000,000.00	00.00	22,000,000.00	21,598,000.00	21,598,000.00	00.00	21,598,000.00	00.00	21,598,000.00	21,598,000.00	00.00
210204009002	SEGURO DE RESPONSABILIDAD	5,000,000.00	33,000,000.00	38,000,000.00	6,167,938.00	3,480,000.00	2,687,938.00	3,480,000.00	3,480,000.00	00.00	3,480,000.00	00.00
210204009002	SEGURO DE RESPONSABILIDAD CIVIL / RENTAS CEDIDAS	5,000,000.00	33,000,000.00	38,000,000.00	6,167,938.00	3,480,000.00	2,687,938.00	3,480,000.00	3,480,000.00	00.00	3,480,000.00	00.00
210204009003	OTROS SEGUROS	164,647,877.00	18,000,000.00	182,647,877.00	175,501,025.00	175,403,189.00	97,836.00	159,408,053.84	159,408,053.84	00.00	159,408,053.84	00.00
210204009003	OTROS SEGUROS / RENTAS CEDIDAS	164,647,877.00	18,000,000.00	182,647,877.00	175,501,025.00	175,403,189.00	97,836.00	159,408,053.84	159,408,053.84	00.00	159,408,053.84	00.00

EJECUCION PRESUPUESTAL DE GASTOS
CORRESPONDIENTE AL MES DE OCTUBRE DE 2015

RUBRO	DESCRIPCION	APROPIACION INICIAL	MODIFICACIONES	AFROPACION VICENTE	DISPONIBILIDADES	COMPROMISOS	DISPONIBILIDADES ABIERTAS	OBLIGACIONES	PAGOS ANTERIORES	PAGOS DEL MES	PAGOS ACUMULADOS	OBLIGACIONES POR PAGAR
210204010	ARRENDAMIENTOS	1248,917.00	200.00	248,917.00	248,917.00	59,443.00	6=(4-5) 189,474.00	759,443.00	859,443.00	900.00	10=(8+9) 59,443.00	11=(7-10) 00.00
210204010001	ARRENDAMIENTOS BIENES INMUEBLES	248,917.00	00.00	248,917.00	248,917.00	59,443.00	189,474.00	59,443.00	59,443.00	00.00	59,443.00	00.00
210204010001	ARRENDAMIENTOS BIENES INMUEBLES / RENTAS CEDIDAS	248,917.00	00.00	248,917.00	248,917.00	59,443.00	189,474.00	59,443.00	59,443.00	00.00	59,443.00	00.00
210204010002	ARRENDAMIENTO DE BIENES	00.00	00.00	00.00	00.00	00.00	00.00	00.00	00.00	00.00	00.00	00.00
210204011	VIÁTICOS Y GASTOS DE VIAJE	205,757,523.00	00.00	205,757,523.00	122,291,488.00	117,927,788.00	4,363,700.00	114,226,385.00	107,108,879.00	7,117,506.00	114,226,385.00	00.00
210204011001	VIÁTICOS Y GASTOS DE VIAJE AL INTERIOR	205,757,523.00	00.00	205,757,523.00	122,291,488.00	117,927,788.00	4,363,700.00	114,226,385.00	107,108,879.00	7,117,506.00	114,226,385.00	00.00
210204011001	VIÁTICOS Y GASTOS DE VIAJE AL INTERIOR / RENTAS CEDIDAS	205,757,523.00	00.00	205,757,523.00	122,291,488.00	117,927,788.00	4,363,700.00	114,226,385.00	107,108,879.00	7,117,506.00	114,226,385.00	00.00
210204012	GASTOS LEGALES	500,000.00	2,000,000.00	2,500,000.00	500,000.00	500,000.00	00.00	500,000.00	500,000.00	00.00	500,000.00	00.00
210204012001	GASTOS LEGALES	500,000.00	2,000,000.00	2,500,000.00	500,000.00	500,000.00	00.00	500,000.00	500,000.00	00.00	500,000.00	00.00
210204012001	GASTOS LEGALES / RENTAS CEDIDAS	500,000.00	2,000,000.00	2,500,000.00	500,000.00	500,000.00	00.00	500,000.00	500,000.00	00.00	500,000.00	00.00
210204013	CAPACTIACIÓN BIENESTAR	301,570,316.00	00.00	301,570,316.00	300,075,698.00	294,797,698.00	5,278,000.00	95,867,673.00	95,867,673.00	00.00	95,867,673.00	00.00
210204013001	SERVICIOS DE BIENESTAR SOCIAL	239,770,316.00	00.00	239,770,316.00	239,770,316.00	239,770,316.00	00.00	80,357,091.00	80,357,091.00	00.00	80,357,091.00	00.00
210204013001	SERVICIOS DE BIENESTAR SOCIAL / RENTAS CEDIDAS	239,770,316.00	00.00	239,770,316.00	239,770,316.00	239,770,316.00	00.00	80,357,091.00	80,357,091.00	00.00	80,357,091.00	00.00
210204013002	SERVICIOS DE CAPACTIACIÓN	61,800,000.00	00.00	61,800,000.00	60,305,382.00	55,027,382.00	5,278,000.00	15,510,582.00	15,510,582.00	00.00	15,510,582.00	00.00
210204013002	SERVICIOS DE CAPACTIACIÓN / RENTAS CEDIDAS	61,800,000.00	00.00	61,800,000.00	60,305,382.00	55,027,382.00	5,278,000.00	15,510,582.00	15,510,582.00	00.00	15,510,582.00	00.00
210204014	GASTOS FINANCIEROS	10,046,406.00	00.00	10,046,406.00	8,579,832.06	7,952,689.00	627,143.06	7,952,689.00	5,235,060.00	00.00	5,235,060.00	2,717,629.00
210204014001	COMISIONES BANCARIAS	10,046,406.00	00.00	10,046,406.00	8,579,832.06	7,952,689.00	627,143.06	7,952,689.00	5,235,060.00	00.00	5,235,060.00	2,717,629.00
210204014001	COMISIONES BANCARIAS / RENTAS CEDIDAS	10,046,406.00	00.00	10,046,406.00	8,579,832.06	7,952,689.00	627,143.06	7,952,689.00	5,235,060.00	00.00	5,235,060.00	2,717,629.00
210204015	OTROS GASTOS POR	41,200,000.00	00.00	41,200,000.00	7,140,200.00	00.00	7,140,200.00	00.00	00.00	00.00	00.00	00.00
210204015002	SAUD OCUPACIONAL	41,200,000.00	00.00	41,200,000.00	7,140,200.00	00.00	7,140,200.00	00.00	00.00	00.00	00.00	00.00
210204015002	SAUD OCUPACIONAL / RENTAS CEDIDAS	41,200,000.00	00.00	41,200,000.00	7,140,200.00	00.00	7,140,200.00	00.00	00.00	00.00	00.00	00.00
210204018	REGISTRO Y LEGALIZACION DE	00.00	00.00	00.00	00.00	00.00	00.00	00.00	00.00	00.00	00.00	00.00
21020401801	REGISTRO Y LEGALIZACION DE BIENES INMUEBLES	00.00	00.00	00.00	00.00	00.00	00.00	00.00	00.00	00.00	00.00	00.00
21020401801	REGISTRO Y LEGALIZACION DE BIENES INMUEBLES / RENTAS CEDIDAS	00.00	00.00	00.00	00.00	00.00	00.00	00.00	00.00	00.00	00.00	00.00
210209	DEFICIT	00.00	00.00	00.00	00.00	00.00	00.00	00.00	00.00	00.00	00.00	00.00
210209	DEFICIT / RENTAS CEDIDAS	00.00	00.00	00.00	00.00	00.00	00.00	00.00	00.00	00.00	00.00	00.00
2103	TRANSFERENCIAS	436,338,858.00	45,000,000.00	481,338,858.00	133,118,656.00	130,790,853.00	2,327,803.00	130,790,853.00	103,179,689.00	27,611,164.00	130,790,853.00	00.00
210301	CORRIENTES AL SECTOR PUBLICO	1,545,000.00	30,000,000.00	31,545,000.00	31,299,652.00	31,299,652.00	00.00	31,299,652.00	13,013,580.00	18,286,072.00	31,299,652.00	00.00
210301001	CONTRALORIA DEPARTAMENTAL	1,545,000.00	30,000,000.00	31,545,000.00	31,299,652.00	31,299,652.00	00.00	31,299,652.00	13,013,580.00	18,286,072.00	31,299,652.00	00.00
210301001	CONTRALORIA DEPARTAMENTAL / RENTAS CEDIDAS	00.00	30,000,000.00	30,000,000.00	30,000,000.00	30,000,000.00	00.00	30,000,000.00	13,013,580.00	16,986,420.00	30,000,000.00	00.00
210301001	CONTRALORIA DEPARTAMENTAL / RECURSOS PROPIOS	1,545,000.00	00.00	1,545,000.00	1,299,652.00	1,299,652.00	00.00	1,299,652.00	00.00	1,299,652.00	1,299,652.00	00.00

57

EJECUCION PRESUPUESTAL DE GASTOS
CORRESPONDIENTE AL MES DE OCTUBRE DE 2015

RUBRO	DESCRIPCION	APROPIACION INICIAL	MODIFICACIONES	APROPIACION VIGENTE	DISPONIBILIDADES	COMPROMISOS	DISPONIBILIDADES ABIERTAS	OBLIGACIONES	PAGOS ANTERIORES	PAGOS DEL MES	PAGOS ACUMULADOS	OBLIGACIONES POR PAGAR
		1	2	3	4	5	6=(4-5)	7	8	9	10 =(8+9)	11=(7-10)
210301002	DEVOLUCIONES	00.00	00.00	00.00	00.00	00.00	00.00	00.00	00.00	00.00	00.00	00.00
210301002	DEVOLUCIONES / RENTAS CEDIDAS	00.00	00.00	00.00	00.00	00.00	00.00	00.00	00.00	00.00	00.00	00.00
210301002	DEVOLUCIONES / MINIPROTECCION ETV	00.00	00.00	00.00	00.00	00.00	00.00	00.00	00.00	00.00	00.00	00.00
210301002	DEVOLUCIONES / S G P CSF	00.00	00.00	00.00	00.00	00.00	00.00	00.00	00.00	00.00	00.00	00.00
210303	DE CAPITAL	00.00	00.00	00.00	00.00	00.00	00.00	00.00	00.00	00.00	00.00	00.00
210303	DE PREVISION Y SEGURIDAD SOCIAL	434,793,858.00	15,000,000.00	449,793,858.00	101,819,004.00	99,491,201.00	2,327,803.00	99,491,201.00	90,166,109.00	9,325,092.00	99,491,201.00	00.00
21030301	DE PREVISION Y SEGURIDAD SOCIAL	434,793,858.00	15,000,000.00	449,793,858.00	101,819,004.00	99,491,201.00	2,327,803.00	99,491,201.00	90,166,109.00	9,325,092.00	99,491,201.00	00.00
21030301001	PENSIONES DE JUBILACION	114,460,134.00	15,000,000.00	129,460,134.00	94,661,037.00	94,661,037.00	00.00	94,661,037.00	86,073,670.00	8,607,367.00	94,661,037.00	00.00
21030301001	PENSIONES DE JUBILACION / RENTAS CEDIDAS	114,460,134.00	15,000,000.00	129,460,134.00	94,661,037.00	94,661,037.00	00.00	94,661,037.00	86,073,670.00	8,607,367.00	94,661,037.00	00.00
21030301002	CUOTAS PARTES PENSIONALES	158,929,000.00	00.00	158,929,000.00	00.00	00.00	00.00	00.00	00.00	00.00	00.00	00.00
21030301002	CUOTAS PARTES PENSIONALES / RENTAS CEDIDAS	158,929,000.00	00.00	158,929,000.00	00.00	00.00	00.00	00.00	00.00	00.00	00.00	00.00
21030301002	CUOTAS PARTES PENSIONALES / RECURSOS PROPIOS	00.00	00.00	00.00	00.00	00.00	00.00	00.00	00.00	00.00	00.00	00.00
21030301004	INTERESES DE CESANTIAS	16,212,725.00	00.00	16,212,725.00	219,602.00	219,602.00	00.00	219,602.00	212,665.00	6,917.00	219,602.00	00.00
21030301004	INTERESES DE CESANTIAS / RENTAS CEDIDAS	16,212,725.00	00.00	16,212,725.00	219,602.00	219,602.00	00.00	219,602.00	212,665.00	6,917.00	219,602.00	00.00
21030301005	AUXILIO FUNERARIO	10,000,000.00	00.00	10,000,000.00	00.00	00.00	00.00	00.00	00.00	00.00	00.00	00.00
21030301005	AUXILIO FUNERARIO / RENTAS CEDIDAS	10,000,000.00	00.00	10,000,000.00	00.00	00.00	00.00	00.00	00.00	00.00	00.00	00.00
21030301006	FONDOS ADMINISTRADORES DE	125,999,588.00	00.00	125,999,588.00	00.00	00.00	00.00	00.00	00.00	00.00	00.00	00.00
21030301006	FONDOS ADMINISTRADORES DE CESANTIAS PRIVADOS / S G P SSF	125,999,588.00	00.00	125,999,588.00	00.00	00.00	00.00	00.00	00.00	00.00	00.00	00.00
21030301007	FONDOS ADMINISTRADORES	9,192,411.00	00.00	9,192,411.00	6,918,365.00	4,590,562.00	2,327,803.00	4,590,562.00	3,879,754.00	710,808.00	4,590,562.00	00.00
21030301007	FONDOS ADMINISTRADORES DE CESANTIAS PUBLICOS / S G P SSF	9,192,411.00	00.00	9,192,411.00	6,918,365.00	4,590,562.00	2,327,803.00	4,590,562.00	3,879,754.00	710,808.00	4,590,562.00	00.00
22	SERVICIO A LA DEUDA	251,955,000.00	00.00	251,955,000.00	00.00	00.00	00.00	00.00	00.00	00.00	00.00	00.00
2201	OBLIGACIONES CONTINGENTES	251,955,000.00	00.00	251,955,000.00	00.00	00.00	00.00	00.00	00.00	00.00	00.00	00.00
220101	SENTENCIAS Y CONCILIACIONES	251,955,000.00	00.00	251,955,000.00	00.00	00.00	00.00	00.00	00.00	00.00	00.00	00.00
220101	SENTENCIAS Y CONCILIACIONES / RECURSOS PROPIOS	251,955,000.00	00.00	251,955,000.00	00.00	00.00	00.00	00.00	00.00	00.00	00.00	00.00
23	GASTOS DE INVERSION	9,895,937,877.00	3,953,566,354.00	13,849,504,231.00	10,865,232,618.52	10,306,977,801.52	558,254,817.00	8,213,659,259.84	6,756,960,108.00	1,407,057,103.84	8,164,017,211.84	49,542,048.00
2301	GASTOS DE PERSONAL	4,194,345,073.00	1,800,000.00	4,196,145,073.00	2,539,383,485.00	2,534,522,712.00	4,860,773.00	2,525,932,812.00	2,296,300,234.00	229,632,578.00	2,525,932,812.00	00.00
230101	SERVICIOS PERSONALES ASOCIADOS A NOMINA (ADM)	2,993,393,511.00	(100,200,000.00)	2,893,193,511.00	1,895,963,999.00	1,895,963,999.00	00.00	1,895,963,999.00	1,720,968,953.00	175,095,146.00	1,895,963,999.00	00.00
23010101	SUELDOS DE PERSONAL DE NOMINA	2,294,105,808.00	(102,000,000.00)	2,192,105,808.00	1,648,133,564.00	1,648,133,564.00	00.00	1,648,133,564.00	1,485,377,468.00	162,756,096.00	1,648,133,564.00	00.00
23010101001	SUELDOS	2,294,105,808.00	(102,000,000.00)	2,192,105,808.00	1,648,133,564.00	1,648,133,564.00	00.00	1,648,133,564.00	1,485,377,468.00	162,756,096.00	1,648,133,564.00	00.00
23010101001	SUELDOS / MINIPROTECCION ETV	942,278,579.00	(102,000,000.00)	840,278,579.00	510,622,576.00	510,622,576.00	00.00	510,622,576.00	467,684,752.00	42,937,824.00	510,622,576.00	00.00
23010101001	SUELDOS / S G P CSF	1,351,827,229.00	00.00	1,351,827,229.00	1,137,510,998.00	1,137,510,998.00	00.00	1,137,510,998.00	1,017,692,716.00	119,818,272.00	1,137,510,998.00	00.00
23010104	PRIMA TECNICA	22,500,866.00	1,800,000.00	24,300,866.00	17,719,058.00	17,719,058.00	00.00	17,719,058.00	15,813,767.00	1,905,291.00	17,719,058.00	00.00
23010104001	PRIMA TECNICA SALARIAL	22,500,866.00	1,800,000.00	24,300,866.00	17,719,058.00	17,719,058.00	00.00	17,719,058.00	15,813,767.00	1,905,291.00	17,719,058.00	00.00

19

EJECUCION PRESUPUESTAL DE GASTOS
CORRESPONDIENTE AL MES DE OCTUBRE DE 2015

RUBRO	DESCRIPCION	APROPIACION INICIAL	MODIFICACIONES	APROPIACION VIGENTE	DISPONIBILIDADES	CONTRATOS	DISPONIBILIDADES ABIERTAS	OBLIGACIONES	PAGOS ANTERIORES	PAGOS DEL MES	PAGOS ACUMULADOS	OBLIGACIONES POR PAGAR
23010104001	PRIMA TECNICA SALARIAL / S G P CSF	1 22,500,856.00	2 1,800,000.00	3 24,300,856.00	4 17,719,058.00	5 17,719,058.00	6=(4-5) 00.00	7 17,719,058.00	8 15,813,767.00	9 1,905,291.00	10 = (8+9) 17,719,058.00	11=(7-10) 00.00
23010105	OTROS	655,652,847.00	00.00	655,652,847.00	224,586,174.00	224,586,174.00	00.00	224,586,174.00	214,587,627.00	9,998,547.00	224,586,174.00	00.00
23010105001	BONIFICACIÓN ESPECIAL DE RECREACION	12,745,032.00	00.00	12,745,032.00	7,413,619.00	7,413,619.00	00.00	7,413,619.00	6,895,093.00	518,526.00	7,413,619.00	00.00
23010105001	BONIFICACIÓN ESPECIAL DE RECREACION / MINPROTECCION ETV	5,234,881.00	00.00	5,234,881.00	3,279,252.00	3,279,252.00	00.00	3,279,252.00	3,185,721.00	93,531.00	3,279,252.00	00.00
23010105001	BONIFICACIÓN ESPECIAL DE RECREACION / S G P CSF	7,510,151.00	00.00	7,510,151.00	4,134,367.00	4,134,367.00	00.00	4,134,367.00	3,709,372.00	424,995.00	4,134,367.00	00.00
23010105002	BONIFICACION SERVICIOS PRESTADOS / MINPROTECCION ETV	12,167,395.00	00.00	12,167,395.00	9,345,689.00	9,345,689.00	00.00	9,345,689.00	9,279,420.00	66,269.00	9,345,689.00	00.00
23010105002	BONIFICACION SERVICIOS PRESTADOS / S G P CSF	12,167,395.00	00.00	12,167,395.00	9,345,689.00	9,345,689.00	00.00	9,345,689.00	9,279,420.00	66,269.00	9,345,689.00	00.00
23010105002	BONIFICACION SERVICIOS PRESTADOS / S G P CSF	00.00	00.00	00.00	00.00	00.00	00.00	00.00	00.00	00.00	00.00	00.00
23010105003	SUBSIDIO ALIMENTACION / MINPROTECCION ETV	36,439,283.00	00.00	36,439,283.00	19,189,533.00	19,189,533.00	00.00	19,189,533.00	17,452,661.00	1,736,872.00	19,189,533.00	00.00
23010105003	SUBSIDIO ALIMENTACION / MINPROTECCION ETV	30,561,979.00	00.00	30,561,979.00	14,687,275.00	14,687,275.00	00.00	14,687,275.00	13,446,415.00	1,240,860.00	14,687,275.00	00.00
23010105003	SUBSIDIO ALIMENTACION / S G P CSF	5,877,304.00	00.00	5,877,304.00	4,502,258.00	4,502,258.00	00.00	4,502,258.00	4,006,246.00	496,012.00	4,502,258.00	00.00
23010105004	AUXILIO DE TRANSPORTE	55,175,040.00	00.00	55,175,040.00	28,704,831.00	28,704,831.00	00.00	28,704,831.00	26,122,028.00	2,582,803.00	28,704,831.00	00.00
23010105004	AUXILIO DE TRANSPORTE / MINPROTECCION ETV	46,275,840.00	00.00	46,275,840.00	22,010,294.00	22,010,294.00	00.00	22,010,294.00	20,165,025.00	1,845,269.00	22,010,294.00	00.00
23010105004	AUXILIO DE TRANSPORTE / S G P CSF	8,899,200.00	00.00	8,899,200.00	6,694,537.00	6,694,537.00	00.00	6,694,537.00	5,957,003.00	737,534.00	6,694,537.00	00.00
23010105005	PRIMA DE SERVICIO	100,954,693.00	00.00	100,954,693.00	88,839,560.00	88,839,560.00	00.00	88,839,560.00	88,773,971.00	65,689.00	88,839,560.00	00.00
23010105005	PRIMA DE SERVICIO / MINPROTECCION ETV	43,075,335.00	00.00	43,075,335.00	30,960,202.00	30,960,202.00	00.00	30,960,202.00	30,894,613.00	65,589.00	30,960,202.00	00.00
23010105005	PRIMA DE SERVICIO / S G P CSF	57,879,358.00	00.00	57,879,358.00	57,879,358.00	57,879,358.00	00.00	57,879,358.00	57,879,358.00	00.00	57,879,358.00	00.00
23010105006	PRIMA DE VACACIONES / MINPROTECCION ETV	109,367,585.00	00.00	109,367,585.00	62,024,376.00	62,024,376.00	00.00	62,024,376.00	57,782,749.00	4,241,627.00	62,024,376.00	00.00
23010105006	PRIMA DE VACACIONES / MINPROTECCION ETV	46,664,946.00	00.00	46,664,946.00	27,620,959.00	27,620,959.00	00.00	27,620,959.00	26,838,032.00	782,927.00	27,620,959.00	00.00
23010105006	PRIMA DE VACACIONES / S G P CSF	62,702,639.00	00.00	62,702,639.00	34,403,417.00	34,403,417.00	00.00	34,403,417.00	30,944,717.00	3,458,700.00	34,403,417.00	00.00
23010105007	PRIMA DE NAVIDAD / MINPROTECCION ETV	227,849,126.00	00.00	227,849,126.00	9,068,566.00	9,068,566.00	00.00	9,068,566.00	8,281,705.00	786,861.00	9,068,566.00	00.00
23010105007	PRIMA DE NAVIDAD / MINPROTECCION ETV	97,218,638.00	00.00	97,218,638.00	8,986,895.00	8,986,895.00	00.00	8,986,895.00	8,203,646.00	783,249.00	8,986,895.00	00.00
23010105007	PRIMA DE NAVIDAD / S G P CSF	130,630,488.00	00.00	130,630,488.00	81,671.00	81,671.00	00.00	81,671.00	76,059.00	3,612.00	81,671.00	00.00
23010105008	PRIMAS EXTRA / MINPROTECCION ETV	100,954,693.00	00.00	100,954,693.00	00.00	00.00	00.00	00.00	00.00	00.00	00.00	00.00
23010105008	PRIMAS EXTRA / S G P CSF	43,075,335.00	00.00	43,075,335.00	00.00	00.00	00.00	00.00	00.00	00.00	00.00	00.00
23010105008	PRIMAS EXTRA / S G P CSF	57,879,358.00	00.00	57,879,358.00	00.00	00.00	00.00	00.00	00.00	00.00	00.00	00.00
23010105009	PRIMA DE ANTIGÜEDAD / MINPROTECCION ETV	00.00	00.00	00.00	00.00	00.00	00.00	00.00	00.00	00.00	00.00	00.00
23010105009	PRIMA DE ANTIGÜEDAD / MINPROTECCION ETV	00.00	00.00	00.00	00.00	00.00	00.00	00.00	00.00	00.00	00.00	00.00
23010109	HORAS EXTRAS DIAS FESTIVOS	11,124,000.00	00.00	11,124,000.00	5,525,203.00	5,525,203.00	00.00	5,525,203.00	5,089,991.00	435,212.00	5,525,203.00	00.00
23010109001	RECARGOS NOCTURNOS Y FESTIVOS	11,124,000.00	00.00	11,124,000.00	5,525,203.00	5,525,203.00	00.00	5,525,203.00	5,089,991.00	435,212.00	5,525,203.00	00.00
23010109001	RECARGOS NOCTURNOS Y FESTIVOS / MINPROTECCION ETV	11,124,000.00	00.00	11,124,000.00	5,525,203.00	5,525,203.00	00.00	5,525,203.00	5,089,991.00	435,212.00	5,525,203.00	00.00

EJECUCION PRESUPUESTAL DE GASTOS
 CORRESPONDIENTE AL MES DE OCTUBRE DE 2015

RUBRO	DESCRIPCION	APROPIACION INICIAL	MODIFICACIONES	APROPIACION VIGENTE	DISPONIBILIDADES	CONTRMISOS	DISPONIBILIDADES ABIERTAS	OBLIGACIONES	PAGOS ANTERIORES	PAGOS DEL MES	PAGOS ACUMULADOS	OBLIGACIONES POR PAGAR
		1	2	3	4	5	6= (4-5)	7	8	9	10 = (8+9)	11=(7 -10)
23010109002	INDENMIZACION POR	00.00	00.00	00.00	00.00	00.00	00.00	00.00	00.00	00.00	00.00	00.00
230102	SERVICIOS PERSONALES INDIRECTOS	121,554,605.00	00.00	121,554,605.00	118,826,950.00	118,826,950.00	00.00	110,237,050.00	104,510,450.00	5,726,600.00	110,237,050.00	00.00
23010201	GASTOS DE PERSONAL SUPERNUMERARIO	00.00	00.00	00.00	00.00	00.00	00.00	00.00	00.00	00.00	00.00	00.00
23010202	HONORARIOS	121,554,605.00	00.00	121,554,605.00	118,826,950.00	118,826,950.00	00.00	110,237,050.00	104,510,450.00	5,726,600.00	110,237,050.00	00.00
23010202	HONORARIOS / MINPROTECCION ETV	121,554,605.00	00.00	121,554,605.00	118,826,950.00	118,826,950.00	00.00	110,237,050.00	104,510,450.00	5,726,600.00	110,237,050.00	00.00
23010203	REMUNERACION POR SERVICIOS	100,000.00	00.00	100,000.00	00.00	00.00	00.00	00.00	00.00	00.00	00.00	00.00
23010203	REMUNERACION POR SERVICIOS TECNICOS / MINPROTECCION ETV	100,000.00	00.00	100,000.00	00.00	00.00	00.00	00.00	00.00	00.00	00.00	00.00
230105	CONTRIBUCIONES INHERENTES A LA NOMINA SECTOR PRIVADO Y	1,089,306,957.00	102,000,000.00	1,191,306,957.00	524,592,536.00	519,731,763.00	4,860,773.00	519,731,763.00	470,920,931.00	48,810,832.00	519,731,763.00	00.00
23010501	ADMINISTRADAS POR EL SECTOR PRIVADO	806,930,634.00	90,000,000.00	896,930,634.00	378,136,689.00	376,621,072.00	1,515,617.00	376,621,072.00	350,464,346.00	26,156,726.00	376,621,072.00	00.00
23010501001	CAJAS DE COMPENSACION PRIVADAS	124,280,163.00	00.00	124,280,163.00	69,687,680.00	69,687,680.00	00.00	69,687,680.00	63,112,660.00	6,575,000.00	69,687,680.00	00.00
23010501001	CAJAS DE COMPENSACION PRIVADAS / MINPROTECCION ETV	56,352,306.00	00.00	56,352,306.00	21,721,780.00	21,721,780.00	00.00	21,721,780.00	20,037,380.00	1,684,400.00	21,721,780.00	00.00
23010501001	CAJAS DE COMPENSACION PRIVADAS / S G P CSF	67,927,857.00	00.00	67,927,857.00	47,965,900.00	47,965,900.00	00.00	47,965,900.00	43,075,300.00	4,890,600.00	47,965,900.00	00.00
23010501002	FONDOS ADMINISTRADORES DE CESANTIAS PRIVADOS / S G P CSF	180,710,632.00	90,000,000.00	270,710,632.00	15,145,151.00	13,629,534.00	1,515,617.00	13,629,534.00	13,629,534.00	00.00	13,629,534.00	00.00
23010501002	FONDOS ADMINISTRADORES DE CESANTIAS PRIVADOS / MINPROTECCION ETV	100,000.00	90,000,000.00	90,100,000.00	8,901,181.00	7,385,564.00	1,515,617.00	7,385,564.00	7,385,564.00	00.00	7,385,564.00	00.00
23010501002	FONDOS ADMINISTRADORES DE CESANTIAS PRIVADOS / S G P SSF	180,610,632.00	00.00	180,610,632.00	6,243,970.00	6,243,970.00	00.00	6,243,970.00	6,243,970.00	00.00	6,243,970.00	00.00
23010501003	FONDOS ADMINISTRADORES DE PENSIONES PRIVADOS / MINPROTECCION ETV	202,545,553.00	00.00	202,545,553.00	151,242,226.00	151,242,226.00	00.00	151,242,226.00	145,311,800.00	5,930,426.00	151,242,226.00	00.00
23010501003	FONDOS ADMINISTRADORES DE PENSIONES PRIVADOS / S G P CSF	113,730,895.00	00.00	113,730,895.00	62,470,226.00	62,470,226.00	00.00	62,470,226.00	57,292,000.00	5,178,226.00	62,470,226.00	00.00
23010501003	FONDOS ADMINISTRADORES DE PENSIONES PRIVADOS / S G P SSF	88,814,658.00	00.00	88,814,658.00	88,772,000.00	88,772,000.00	00.00	88,772,000.00	88,019,800.00	752,200.00	88,772,000.00	00.00
23010501004	EMPRESAS PRIVADAS	234,985,416.00	00.00	234,985,416.00	118,855,132.00	118,855,132.00	00.00	118,855,132.00	107,356,932.00	11,498,200.00	118,855,132.00	00.00
23010501004	EMPRESAS PRIVADAS PROMOTORAS DE SALUD / MINPROTECCION ETV	80,559,384.00	00.00	80,559,384.00	44,007,832.00	44,007,832.00	00.00	44,007,832.00	40,345,332.00	3,662,500.00	44,007,832.00	00.00
23010501004	EMPRESAS PRIVADAS PROMOTORAS DE SALUD / S G P SSF	154,426,032.00	00.00	154,426,032.00	74,847,300.00	74,847,300.00	00.00	74,847,300.00	67,011,600.00	7,835,700.00	74,847,300.00	00.00
23010501005	ADMINISTRADORAS PRIVADAS DE APORTES PARA ACCIDENTES DE TRABAJO Y ENFERMEDADES	64,408,870.00	00.00	64,408,870.00	23,206,500.00	23,206,500.00	00.00	23,206,500.00	21,053,400.00	2,153,100.00	23,206,500.00	00.00
23010501005	ADMINISTRADORAS PRIVADAS DE APORTES PARA ACCIDENTES DE TRABAJO Y ENFERMEDADES PROFESIONALES / MINPR	38,658,870.00	00.00	38,658,870.00	9,879,100.00	9,879,100.00	00.00	9,879,100.00	9,138,200.00	740,900.00	9,879,100.00	00.00

EJECUCION PRESUPUESTAL DE GASTOS
CORRESPONDIENTE AL MES DE OCTUBRE DE 2015

RUBRO	DESCRIPCION	APROPIACION INICIAL	MODIFICACIONES	APROPIACION VICENTE	DISPONIBILIDADES	COMPROMISOS	DISPONIBILIDADES ABIERTAS	OBLIGACIONES	PAGOS ANTERIORES	PAGOS DEL MES	PAGOS ACUMULADOS	OBLIGACIONES POR PAGAR
		1	2	3	4	5	6=(4-5)	7	8	9	10 = (8+9)	11=(7-10)
23010501005	ADMINISTRADORAS PRIVADAS DE APORTES PARA ACCIDENTES DE TRABAJO Y ENFERMEDADES PROFESIONALES / S G P	25,750,000.00	00.00	25,750,000.00	13,327,400.00	13,327,400.00	00.00	13,327,400.00	11,915,200.00	1,412,200.00	13,327,400.00	00.00
23010502	ADMINISTRADAS POR EL SECTOR	282,376,323.00	12,000,000.00	294,376,323.00	146,455,847.00	143,110,591.00	3,345,156.00	143,110,691.00	120,456,585.00	22,654,106.00	143,110,691.00	00.00
23010502002	APORTES AL ICBF	93,210,122.00	00.00	93,210,122.00	54,331,460.00	54,331,460.00	00.00	54,331,460.00	49,400,360.00	4,931,100.00	54,331,460.00	00.00
23010502002	APORTES AL ICBF / MINPROTECCION ETV	42,264,229.00	00.00	42,264,229.00	16,288,860.00	16,288,860.00	00.00	16,288,860.00	15,024,560.00	1,264,300.00	16,288,860.00	00.00
23010502002	APORTES AL ICBF / S G P CSF	50,945,893.00	00.00	50,945,893.00	38,042,600.00	38,042,600.00	00.00	38,042,600.00	34,375,800.00	3,666,800.00	38,042,600.00	00.00
23010502003	APORTES AL SENA	62,140,082.00	00.00	62,140,082.00	32,765,940.00	32,765,940.00	00.00	32,765,940.00	29,479,140.00	3,286,800.00	32,765,940.00	00.00
23010502003	APORTES AL SENA / MINPROTECCION ETV	28,176,153.00	00.00	28,176,153.00	10,853,740.00	10,853,740.00	00.00	10,853,740.00	10,011,440.00	842,300.00	10,853,740.00	00.00
23010502003	APORTES AL SENA / S G P CSF	33,963,929.00	00.00	33,963,929.00	21,912,200.00	21,912,200.00	00.00	21,912,200.00	19,467,700.00	2,444,500.00	21,912,200.00	00.00
23010502004	FONDOS ADMINISTRADORES DE CESANTIAS PUBLICOS / S G P	3,366,534.00	12,000,000.00	15,366,534.00	7,498,747.00	4,153,591.00	3,345,156.00	4,153,591.00	3,280,785.00	872,806.00	4,153,591.00	00.00
23010502004	FONDOS ADMINISTRADORES DE CESANTIAS PUBLICOS / MINPROTECCION ETV	00.00	12,000,000.00	12,000,000.00	4,234,347.00	2,307,735.00	1,926,612.00	2,307,735.00	1,881,909.00	425,826.00	2,307,735.00	00.00
23010502004	FONDOS ADMINISTRADORES DE CESANTIAS PUBLICOS /											
23010502004	FONDOS ADMINISTRADORES DE CESANTIAS PUBLICOS / S G P SSF	3,366,534.00	00.00	3,366,534.00	3,264,400.00	1,845,856.00	1,418,544.00	1,845,856.00	1,398,876.00	446,980.00	1,845,856.00	00.00
23010502005	FONDOS ADMINISTRADORES DE	93,982,905.00	00.00	93,982,905.00	50,398,900.00	50,398,900.00	00.00	50,398,900.00	36,835,500.00	13,563,400.00	50,398,900.00	00.00
23010502005	FONDOS ADMINISTRADORES DE PENSIONES PUBLICOS / S G P SSF	93,982,905.00	00.00	93,982,905.00	50,398,900.00	50,398,900.00	00.00	50,398,900.00	36,835,500.00	13,563,400.00	50,398,900.00	00.00
23010502006	EMPRESAS PUBLICAS	29,676,680.00	00.00	29,676,680.00	1,460,800.00	1,460,800.00	00.00	1,460,800.00	1,460,800.00	00.00	1,460,800.00	00.00
23010502006	EMPRESAS PUBLICAS PROMOTORAS DE SALUD / S G P SSF	29,676,680.00	00.00	29,676,680.00	1,460,800.00	1,460,800.00	00.00	1,460,800.00	1,460,800.00	00.00	1,460,800.00	00.00
23010502007	ADMINISTRADORAS PRIVADAS DE APORTES PARA ACCIDENTES DE TRABAJO Y ENFERMEDADES	00.00	00.00	00.00	00.00	00.00	00.00	00.00	00.00	00.00	00.00	00.00
2302	GASTOS GENERALES	710,274,294.00	(43,886,598.00)	666,387,696.00	400,959,769.00	385,879,769.00	15,080,000.00	376,025,447.00	343,089,575.00	32,389,929.00	375,479,504.00	545,943.00
23020301	IMPUESTOS Y CONTRIBUCIONES	00.00	00.00	00.00	00.00	00.00	00.00	00.00	00.00	00.00	00.00	00.00
23020001001	IMPUESTO DE VEHICULOS	00.00	00.00	00.00	00.00	00.00	00.00	00.00	00.00	00.00	00.00	00.00
23020001001	IMPUESTO DE VEHICULOS / MINPROTECCION ETV	00.00	00.00	00.00	00.00	00.00	00.00	00.00	00.00	00.00	00.00	00.00
23020001002	IMPUESTO PREDIAL	00.00	00.00	00.00	00.00	00.00	00.00	00.00	00.00	00.00	00.00	00.00
23020001002	IMPUESTO PREDIAL / MINPROTECCION ETV	00.00	00.00	00.00	00.00	00.00	00.00	00.00	00.00	00.00	00.00	00.00
230203	IMPUESTOS MULTAS Y	00.00	00.00	00.00	00.00	00.00	00.00	00.00	00.00	00.00	00.00	00.00
230204	ADQUISICIÓN BIENES Y SERVICIOS	710,274,294.00	(43,886,598.00)	666,387,696.00	400,959,769.00	385,879,769.00	15,080,000.00	376,025,447.00	343,089,575.00	32,389,929.00	375,479,504.00	545,943.00
230204001	COMPRA DE EQUIPO	15,080,000.00	00.00	15,080,000.00	15,080,000.00	15,080,000.00	00.00	00.00	00.00	00.00	00.00	00.00
230204001	COMPRA DE EQUIPO / MINPROTECCION ETV	15,080,000.00	00.00	15,080,000.00	15,080,000.00	15,080,000.00	00.00	00.00	00.00	00.00	00.00	00.00
230204004	MATERIALES Y SUMINISTROS	80,000,000.00	(10,000,000.00)	70,000,000.00	68,735,540.00	68,735,540.00	00.00	68,735,540.00	68,735,540.00	00.00	68,735,540.00	00.00
230204004	MATERIALES Y SUMINISTROS / MINPROTECCION ETV	80,000,000.00	(10,000,000.00)	70,000,000.00	68,735,540.00	68,735,540.00	00.00	68,735,540.00	68,735,540.00	00.00	68,735,540.00	00.00
230204005	MANTENIMIENTO	44,493,079.00	00.00	44,493,079.00	00.00	00.00	00.00	00.00	00.00	00.00	00.00	00.00

67

EJECUCION PRESUPUESTAL DE GASTOS
CORRESPONDIENTE AL MES DE OCTUBRE DE 2015

RUBRO	DESCRIPCION	APROPICIACION INICIAL	MODIFICACIONES	APROPIACION VIGENTE	DISPONIBILIDADES	CONTRONIMOS	DISPONIBILIDADES ABIERTAS	OBLIGACIONES	PAGOS ANTERIORES	PAGOS DEL MES	PAGOS ACUMULADOS	OBLIGACIONES POR PAGAR
		1	2	3	4	5	6=(4-5)	7	8	9	10=(8+9)	11=(7-10)
230204005	MANTENIMIENTO / MINIPROTECCION ETV	44,493,079.00	00.00	44,493,079.00	00.00	00.00	00.00	00.00	00.00	00.00	00.00	00.00
230204006	COMUNICACION Y TRANSPORTE	10,000,000.00	00.00	10,000,000.00	00.00	00.00	00.00	00.00	00.00	00.00	00.00	00.00
230204005	COMUNICACIÓN Y TRANSPORTE / MINIPROTECCION ETV	10,000,000.00	00.00	10,000,000.00	00.00	00.00	00.00	00.00	00.00	00.00	00.00	00.00
230204007	IMPRESOS Y PUBLICACIONES / MINIPROTECCION ETV	58,608,072.00	00.00	58,608,072.00	00.00	00.00	00.00	00.00	00.00	00.00	00.00	00.00
230204008	SERVICIOS PUBLICOS / MINIPROTECCION ETV	10,000,000.00	00.00	10,000,000.00	4,301,170.00	4,301,170.00	00.00	4,301,170.00	4,301,170.00	00.00	4,301,170.00	00.00
230204008	SERVICIOS PUBLICOS / MINIPROTECCION ETV	10,000,000.00	00.00	10,000,000.00	4,301,170.00	4,301,170.00	00.00	4,301,170.00	4,301,170.00	00.00	4,301,170.00	00.00
230204010	ARRENDAMIENTOS / MINIPROTECCION ETV	12,700,000.00	10,000,000.00	22,700,000.00	22,575,775.00	22,575,775.00	00.00	19,283,790.00	19,283,790.00	00.00	19,283,790.00	00.00
230204010	ARRENDAMIENTOS / MINIPROTECCION ETV	12,700,000.00	10,000,000.00	22,700,000.00	22,575,775.00	22,575,775.00	00.00	19,283,790.00	19,283,790.00	00.00	19,283,790.00	00.00
230204011	VIATICOS Y GASTOS DE VIAJE / MINIPROTECCION ETV	477,393,143.00	(43,886,598.00)	433,506,545.00	289,186,742.00	289,186,742.00	00.00	282,624,405.00	249,944,197.00	32,389,929.00	282,334,126.00	290,279.00
230204011	VIATICOS Y GASTOS DE VIAJE / MINIPROTECCION ETV	133,037,416.00	00.00	133,037,416.00	95,119,984.00	95,119,984.00	00.00	88,557,647.00	79,586,992.00	8,680,376.00	88,267,368.00	290,279.00
230204011	VIATICOS Y GASTOS DE VIAJE / S G P CSF	344,355,727.00	(43,886,598.00)	300,469,129.00	194,066,758.00	194,066,758.00	00.00	194,066,758.00	170,357,205.00	23,709,553.00	194,066,758.00	00.00
230204014	COMISIONES BANCARIAS	2,000,000.00	00.00	2,000,000.00	1,080,542.00	1,080,542.00	00.00	1,080,542.00	824,878.00	00.00	824,878.00	255,664.00
230204014	COMISIONES BANCARIAS / MINIPROTECCION ETV	2,000,000.00	00.00	2,000,000.00	1,080,542.00	1,080,542.00	00.00	1,080,542.00	824,878.00	00.00	824,878.00	255,664.00
2303	TRANSFERENCIAS	23,707,286.00	00.00	23,707,286.00	525,402.00	525,402.00	00.00	525,402.00	443,825.00	81,577.00	525,402.00	00.00
230303	DE PREVISION Y SEGURIDAD SOCIAL	23,707,286.00	00.00	23,707,286.00	525,402.00	525,402.00	00.00	525,402.00	443,825.00	81,577.00	525,402.00	00.00
230303001	INTERESES DE CESANTIAS	23,707,286.00	00.00	23,707,286.00	525,402.00	525,402.00	00.00	525,402.00	443,825.00	81,577.00	525,402.00	00.00
230303001	INTERESES DE CESANTIAS / MINIPROTECCION ETV	14,802,004.00	00.00	14,802,004.00	477,602.00	477,602.00	00.00	477,602.00	396,036.00	81,566.00	477,602.00	00.00
230303001	INTERESES DE CESANTIAS / S G P CSF	8,905,282.00	00.00	8,905,282.00	47,800.00	47,800.00	00.00	47,800.00	47,789.00	11.00	47,800.00	00.00
2310	OTROS GASTOS DE INVERSION	4,967,611,224.00	3,995,652,952.00	8,963,264,176.00	7,924,363,962.52	7,386,049,918.52	538,314,044.00	5,311,175,598.84	4,117,126,474.00	1,144,953,019.84	5,262,079,493.84	49,096,105.00
231001	SUBCUENTA UES	4,147,665,974.00	202,086,598.00	4,349,752,572.00	3,978,994,364.00	3,792,835,736.00	186,158,628.00	3,137,497,097.00	2,630,470,520.00	501,299,977.00	3,131,770,497.00	5,726,600.00
23100101	CONTRATACION DE INSUMOS Y PRESTACION DE SERVICIOS	3,825,511,404.00	156,639,611.00	3,982,151,015.00	3,693,219,981.00	3,454,325,910.00	178,894,071.00	2,941,257,669.00	2,468,555,161.00	466,975,908.00	2,935,531,069.00	5,726,600.00
23100101001	MerCADEO Y Atención al Usuario	48,708,100.00	14,540,560.00	63,248,660.00	53,350,360.00	53,350,360.00	00.00	50,830,360.00	42,412,060.00	8,418,300.00	50,830,360.00	00.00
2310010100101	MerCADEO Y Atención al Usuario- Talento Humano	48,708,100.00	14,540,560.00	63,248,660.00	53,350,360.00	53,350,360.00	00.00	50,830,360.00	42,412,060.00	8,418,300.00	50,830,360.00	00.00
2310010100101	MerCADEO Y Atención al Usuario- Talento Humano / S.G.P. CSF	48,708,100.00	14,540,560.00	63,248,660.00	53,350,360.00	53,350,360.00	00.00	50,830,360.00	42,412,060.00	8,418,300.00	50,830,360.00	00.00
23100101002	IVC Agua de Consumo humano y San. Básico Talento Humano	230,248,387.00	(38,832,747.00)	191,415,640.00	178,282,440.00	159,235,640.00	19,046,800.00	147,740,240.00	122,182,120.00	19,831,520.00	142,013,640.00	5,726,600.00
2310010100201	IVC Agua de Consumo humano y San. Básico Talento Humano	171,864,605.00	(20,218,005.00)	151,646,600.00	138,513,400.00	134,421,600.00	4,091,800.00	122,926,200.00	99,974,600.00	17,225,000.00	117,199,600.00	5,726,600.00
2310010100201	IVC Agua de Consumo humano y San. Básico - Talento Humano / S.G.P. CSF	171,864,605.00	(20,218,005.00)	151,646,600.00	138,513,400.00	134,421,600.00	4,091,800.00	122,926,200.00	99,974,600.00	17,225,000.00	117,199,600.00	5,726,600.00
2310010100202	Materiales y Suministros	58,383,782.00	(18,614,742.00)	39,769,040.00	39,769,040.00	24,814,040.00	14,955,000.00	24,814,040.00	22,207,520.00	2,606,520.00	24,814,040.00	00.00
2310010100202	IVC Agua de Consumo humano y San. Básico-Materiales y Suministros / S.G.P. CSF	58,383,782.00	(18,614,742.00)	39,769,040.00	39,769,040.00	24,814,040.00	14,955,000.00	24,814,040.00	22,207,520.00	2,606,520.00	24,814,040.00	00.00
23100101003	Servicios de Laboratorio Ambiental	410,824,870.00	75,013,669.00	485,838,539.00	481,838,539.00	400,219,634.00	81,618,925.00	342,376,053.00	295,275,685.00	47,100,368.00	342,376,053.00	00.00

67

EJECUCION PRESUPUESTAL DE GASTOS
CORRESPONDIENTE AL MES DE OCTUBRE DE 2015

RUBRO	DESCRIPCION	APROPRIACION INICIAL	MODIFICACIONES 2	APROPRIACION VIGENTE 3	DISPONIBILIDADES 4	COMPROMISOS 5	DISPONIBILIDADES ABIENTAS 6=(4-5)	OBLIGACIONES 7	PAGOS ANTERIORES 8	PAGOS DEL MES 9	PAGOS ACUMULADOS 10 =(8+9)	OBLIGACIONES FOR PAGAR 11=(7-10)
2310010100301	1Servicios de Laboratorio Ambiental-Talento Humano	178,661,135.00	26,022,575.00	204,683,710.00	204,683,710.00	150,947,510.00	53,736,200.00	138,090,960.00	138,090,960.00	00.00	138,090,960.00	00.00
2310010100301	Servicios de Laboratorio Ambiental - Talento Humano / S.G.P. CSF	178,661,135.00	26,022,575.00	204,683,710.00	204,683,710.00	150,947,510.00	53,736,200.00	138,090,960.00	138,090,960.00	00.00	138,090,960.00	00.00
2310010100302	1Materiales y Suministros	102,707,884.00	(18,250,484.00)	84,457,400.00	84,457,400.00	80,655,811.00	3,801,589.00	64,652,731.00	64,652,731.00	00.00	64,652,731.00	00.00
2310010100302	Serv. de Lab. Amb. -Materiales y Suministros / S.G.P. CSF	102,707,884.00	(18,250,484.00)	84,457,400.00	84,457,400.00	80,655,811.00	3,801,589.00	64,652,731.00	64,652,731.00	00.00	64,652,731.00	00.00
2310010100303	1Compra de Equipos	54,305,632.00	(14,373,632.00)	39,932,000.00	39,932,000.00	37,932,000.00	2,000,000.00	37,932,000.00	37,932,000.00	00.00	37,932,000.00	00.00
2310010100303	Serv. de Lab. Amb.-Compra de Equipos / S.G.P. CSF	54,305,632.00	(14,373,632.00)	39,932,000.00	39,932,000.00	37,932,000.00	2,000,000.00	37,932,000.00	37,932,000.00	00.00	37,932,000.00	00.00
2310010100304	1Mantenimiento de Equipos	75,150,219.00	81,615,230.00	156,765,449.00	152,765,449.00	130,664,313.00	22,081,136.00	101,700,362.00	54,599,994.00	47,100,368.00	101,700,362.00	00.00
2310010100304	Serv. de Lab. Amb.-Mantenimiento de Equipos / S.G.P. CSF	75,150,219.00	81,615,230.00	156,765,449.00	152,765,449.00	130,664,313.00	22,081,136.00	101,700,362.00	54,599,994.00	47,100,368.00	101,700,362.00	00.00
23100101004	1NC de Alimentos y Bebidas	283,361,956.00	(82,354,726.00)	201,007,230.00	182,325,641.00	160,844,030.00	21,481,611.00	128,792,580.00	110,122,680.00	18,669,900.00	128,792,580.00	00.00
2310010100401	1NC de Alimentos y Bebidas alcoholicas-Talento Humano	169,321,267.00	14,735,963.00	184,057,230.00	165,387,330.00	160,844,030.00	4,543,300.00	128,792,580.00	110,122,680.00	18,669,900.00	128,792,580.00	00.00
2310010100401	NC de Alimentos y Bebidas alcoholicas - Talento Humano / S.G.P. CSF	169,321,267.00	14,735,963.00	184,057,230.00	165,387,330.00	160,844,030.00	4,543,300.00	128,792,580.00	110,122,680.00	18,669,900.00	128,792,580.00	00.00
2310010100402	1Materiales y Suministros	114,040,689.00	(97,090,689.00)	16,950,000.00	16,938,311.00	00.00	16,938,311.00	00.00	00.00	00.00	00.00	00.00
2310010100402	NC de Alimentos y Bebidas alcoholicas-Materiales y Suministros / S.G.P. CSF	114,040,689.00	(97,090,689.00)	16,950,000.00	16,938,311.00	00.00	16,938,311.00	00.00	00.00	00.00	00.00	00.00
23100101005	1NC de los Medicamento e Insumos	208,976,846.00	(16,373,396.00)	192,603,450.00	180,807,850.00	169,219,050.00	11,588,800.00	145,834,650.00	122,450,250.00	23,384,400.00	145,834,650.00	00.00
2310010100501	1NC de los Med. e Insumos Médicos - Talento Humano	208,976,846.00	(16,373,396.00)	192,603,450.00	180,807,850.00	169,219,050.00	11,588,800.00	145,834,650.00	122,450,250.00	23,384,400.00	145,834,650.00	00.00
2310010100501	NC de los Med. e Insumos Médicos - Talento Humano / S.G.P. CSF	208,976,846.00	(16,373,396.00)	192,603,450.00	180,807,850.00	169,219,050.00	11,588,800.00	145,834,650.00	122,450,250.00	23,384,400.00	145,834,650.00	00.00
2310010100502	1Materiales y Suministros	00.00	00.00	00.00	00.00	00.00	00.00	00.00	00.00	00.00	00.00	00.00
23100101006	1NC en Salud Ocupacional	221,151,875.00	5,567,304.00	226,719,179.00	187,073,060.00	187,073,060.00	00.00	160,951,360.00	134,829,660.00	26,121,700.00	160,951,360.00	00.00
2310010100601	1NC en Salud Ocupacional - Talento Humano	207,627,456.00	5,567,304.00	213,194,760.00	187,073,060.00	187,073,060.00	00.00	160,951,360.00	134,829,660.00	26,121,700.00	160,951,360.00	00.00
2310010100601	NC en Salud Ocupacional -Talento Humano / S.G.P. CSF	207,627,456.00	5,567,304.00	213,194,760.00	187,073,060.00	187,073,060.00	00.00	160,951,360.00	134,829,660.00	26,121,700.00	160,951,360.00	00.00
2310010100602	1Materiales y Suministros	13,524,419.00	00.00	13,524,419.00	00.00	00.00	00.00	00.00	00.00	00.00	00.00	00.00
2310010100602	Materiales y Suministros / S.G.P. CSF	13,524,419.00	00.00	13,524,419.00	00.00	00.00	00.00	00.00	00.00	00.00	00.00	00.00
23100101007	1NC de las Enfermedades de	643,331,852.00	323,727,748.00	967,059,600.00	839,823,000.00	836,242,800.00	3,580,200.00	714,607,600.00	609,849,300.00	104,758,300.00	714,607,600.00	00.00
2310010100701	1NC de las ETV - Talento Humano	643,331,852.00	323,727,748.00	967,059,600.00	839,823,000.00	836,242,800.00	3,580,200.00	714,607,600.00	609,849,300.00	104,758,300.00	714,607,600.00	00.00
2310010100701	NC de las ETV - Talento Humano / S.G.P. CSF	643,331,852.00	323,727,748.00	967,059,600.00	839,823,000.00	836,242,800.00	3,580,200.00	714,607,600.00	609,849,300.00	104,758,300.00	714,607,600.00	00.00
23100101008	1NC de las Zoonosis	273,459,334.00	89,036,583.00	362,495,937.00	308,260,145.00	275,282,410.00	32,977,735.00	213,863,150.00	170,761,750.00	43,101,400.00	213,863,150.00	00.00
2310010100801	1NC de las Zoonosis-Talento Humano	206,039,927.00	106,036,583.00	312,076,510.00	258,474,910.00	258,474,910.00	00.00	213,863,150.00	170,761,750.00	43,101,400.00	213,863,150.00	00.00
2310010100801	NC de las Zoonosis - Talento Humano / S.G.P. CSF	206,039,927.00	106,036,583.00	312,076,510.00	258,474,910.00	258,474,910.00	00.00	213,863,150.00	170,761,750.00	43,101,400.00	213,863,150.00	00.00
2310010100802	1Materiales y Suministros	67,419,427.00	(17,000,000.00)	50,419,427.00	49,785,235.00	16,807,500.00	32,977,735.00	00.00	00.00	00.00	00.00	00.00

EJECUCION PRESUPUESTAL DE GASTOS
CORRESPONDIENTE AL MES DE OCTUBRE DE 2015

RUBRO	DESCRIPCION	APROPRIACION INICIAL	MODIFICACIONES	APROPRIACION VIGENTE	DISPONIBILIDADES	COMPROMISOS	DISPONIBILIDADES ABIERTAS	OBLIGACIONES	PAGOS ANTERIORES	PAGOS DEL MES	PAGOS ACUMULADOS	OBLIGACIONES POR PAGAR
		1	2	3	4	5	6=(4-5)	7	8	9	10 =(8+9)	11=(7-10)
2310010100802	IVC de las Zoonosis - Materiales y Suministros / S.G.P. CSF	67,419,427.00	(17,000,000.00)	50,419,427.00	49,785,235.00	16,807,500.00	32,977,735.00	00.00	00.00	00.00	00.00	00.00
23100101009	Inspeccion y Vigilancia en Salud	367,617,424.00	(36,152,724.00)	331,464,700.00	287,637,700.00	287,637,700.00	00.00	243,095,950.00	200,597,950.00	42,498,000.00	243,095,950.00	00.00
2310010100901	Inspeccion y Vigilancia en Salud Ambiental-Talento Humano	367,617,424.00	(36,152,724.00)	331,464,700.00	287,637,700.00	287,637,700.00	00.00	243,095,950.00	200,597,950.00	42,498,000.00	243,095,950.00	00.00
2310010100901	Insp y Vig. en Salud Ambiental - Talento Humano / S.G.P. CSF	367,617,424.00	(36,152,724.00)	331,464,700.00	287,637,700.00	287,637,700.00	00.00	243,095,950.00	200,597,950.00	42,498,000.00	243,095,950.00	00.00
23100101010	Apoyo al Area Misional	1,137,830,740.00	(177,532,680.00)	960,298,060.00	933,821,226.00	925,221,226.00	8,600,000.00	793,165,726.00	660,073,706.00	133,092,020.00	793,165,726.00	00.00
2310010101001	Apoyo al Area Misional - Talento Humano	987,830,740.00	(40,000,000.00)	947,830,740.00	921,353,906.00	921,353,906.00	00.00	789,298,406.00	660,073,706.00	129,224,700.00	789,298,406.00	00.00
2310010101001	Apoyo al Area Misional - Talento Humano / S.G.P. CSF	987,830,740.00	(40,000,000.00)	947,830,740.00	921,353,906.00	921,353,906.00	00.00	789,298,406.00	660,073,706.00	129,224,700.00	789,298,406.00	00.00
2310010101002	Materiales y Suministros	00.00	00.00	00.00	00.00	00.00	00.00	00.00	00.00	00.00	00.00	00.00
2310010101003	Compra de Equipo	00.00	00.00	00.00	00.00	00.00	00.00	00.00	00.00	00.00	00.00	00.00
2310010101004	Mantenimiento	00.00	00.00	00.00	00.00	00.00	00.00	00.00	00.00	00.00	00.00	00.00
2310010101005	Impresos y Publicaciones	70,000,000.00	(70,000,000.00)	00.00	00.00	00.00	00.00	00.00	00.00	00.00	00.00	00.00
2310010101005	Impresos y Publicaciones / S.G.P. CSF	70,000,000.00	(70,000,000.00)	00.00	00.00	00.00	00.00	00.00	00.00	00.00	00.00	00.00
2310010101006	Otros Servicios	80,000,000.00	(67,532,680.00)	12,467,320.00	12,467,320.00	3,867,320.00	8,600,000.00	3,867,320.00	00.00	3,867,320.00	3,867,320.00	00.00
2310010101006	Otros Servicios / S.G.P. CSF	80,000,000.00	(67,532,680.00)	12,467,320.00	12,467,320.00	3,867,320.00	8,600,000.00	3,867,320.00	00.00	3,867,320.00	3,867,320.00	00.00
2310010102	CONTRATACION DE INSUMOS Y PRESTACION DE SERVICIOS	322,154,570.00	45,446,987.00	367,601,557.00	345,774,383.00	338,509,826.00	7,264,557.00	196,239,428.00	161,915,358.00	34,324,063.00	196,239,428.00	00.00
23100101D2	CONTRATACION DE INSUMOS Y PRESTACION DE SERVICIOS / RENTAS CEDIDAS	322,154,570.00	00.00	322,154,570.00	302,336,902.00	295,272,345.00	7,264,557.00	195,297,658.00	160,973,589.00	34,324,069.00	195,297,658.00	00.00
23100102	CONTRATACION DE INSUMOS Y PRESTACION DE SERVICIOS / S.G.P. CSF	00.00	45,446,987.00	45,446,987.00	43,237,481.00	43,237,481.00	00.00	941,770.00	941,770.00	00.00	941,770.00	00.00
231002	SUBCUESTA ETV	400,000.00	00.00	400,000.00	00.00	00.00	00.00	00.00	00.00	00.00	00.00	00.00
23100201	COMPONENTE DENGUE	100,000.00	00.00	100,000.00	00.00	00.00	00.00	00.00	00.00	00.00	00.00	00.00
23100201	COMPONENTE DENGUE / MINPROTECCION ETV	100,000.00	00.00	100,000.00	00.00	00.00	00.00	00.00	00.00	00.00	00.00	00.00
23100202	COMPONENTE MALARIA	100,000.00	00.00	100,000.00	00.00	00.00	00.00	00.00	00.00	00.00	00.00	00.00
23100202	COMPONENTE MALARIA / MINPROTECCION ETV	100,000.00	00.00	100,000.00	00.00	00.00	00.00	00.00	00.00	00.00	00.00	00.00
23100203	COMPONENTE CHAGAS	100,000.00	00.00	100,000.00	00.00	00.00	00.00	00.00	00.00	00.00	00.00	00.00
23100203	COMPONENTE CHAGAS / MINPROTECCION ETV	100,000.00	00.00	100,000.00	00.00	00.00	00.00	00.00	00.00	00.00	00.00	00.00
23100204	COMPONENTE LEISHMANIASIS	100,000.00	00.00	100,000.00	00.00	00.00	00.00	00.00	00.00	00.00	00.00	00.00
23100204	COMPONENTE LEISHMANIASIS / MINPROTECCION ETV	100,000.00	00.00	100,000.00	00.00	00.00	00.00	00.00	00.00	00.00	00.00	00.00
231003	SUBCUESTA	819,545,250.00	3,793,566,354.00	4,613,111,604.00	3,945,369,598.52	3,593,214,182.52	352,155,416.00	2,173,678,501.84	1,488,655,954.00	643,653,042.84	2,130,308,996.84	43,389,505.00
23100301	VIGILANCIA EVENTOS SALUD PUBLICA	00.00	3,414,209,719.00	3,414,209,719.00	2,838,824,209.52	2,609,710,555.52	227,113,654.00	1,410,226,431.84	867,256,967.00	499,597,959.84	1,366,856,926.84	43,389,505.00
23100301	VIGILANCIA EVENTOS SALUD PUBLICA / S.G.P. CSF	00.00	3,414,209,719.00	3,414,209,719.00	2,838,824,209.52	2,609,710,555.52	227,113,654.00	1,410,226,431.84	867,256,967.00	499,597,959.84	1,366,856,926.84	43,389,505.00
23100302	SEGURIDAD SANITARIA GESTION	737,590,725.00	00.00	737,590,725.00	736,310,550.00	668,806,988.00	67,503,562.00	517,022,581.00	451,345,817.00	65,676,764.00	517,022,581.00	00.00
23100302	SEGURIDAD SANITARIA GESTION AMBIENTAL / S.G.P. CSF	737,590,725.00	00.00	737,590,725.00	736,310,550.00	668,806,988.00	67,503,562.00	517,022,581.00	451,345,817.00	65,676,764.00	517,022,581.00	00.00
23100303	APOYO A LA GESTION	81,954,523.00	379,356,635.00	461,311,160.00	372,234,839.00	314,696,639.00	57,538,200.00	246,429,489.00	166,051,170.00	78,378,319.00	246,429,489.00	00.00

9

EJECUCION PRESUPUESTAL DE GASTOS
CORRESPONDIENTE AL MES DE OCTUBRE DE 2015

RUBRO	DESCRIPCION	APROPRIACION INICIAL	MODIFICACIONES	APROPRIACION VIGENTE	DISPONIBILIDADES	COMPROMISOS	DISPONIBILIDADES ABIERTAS	OBLIGACIONES	PAGOS ANTERIORES	PAGOS DEL MES	PAGOS ACUMULADOS	OBLIGACIONES POR PAGAR
		1	2	3	4	5	6=(4-5)	7	8	9	10 =(8+9)	11=(7-10)
23100303	APOYO A LA GESTION / S G P CSF	81,954,525.00	379,356,635.00	461,311,160.00	372,234,839.00	314,696,639.00	57,538,200.00	246,429,489.00	168,051,170.00	78,378,319.00	246,429,489.00	00.00
23100304	FORTALECIMIENTO DE LA VIGILANCIA DE EVENTOS EN SALUD PUBLICA EN EL MARCO DEL R S I	00.00	00.00	00.00	00.00	00.00	00.00	00.00	00.00	00.00	00.00	00.00
2390	DEFICIT FISCAL	00.00	00.00	00.00	00.00	00.00	00.00	00.00	00.00	00.00	00.00	00.00
2390	DEFICIT FISCAL / RENTAS CEDIDAS	00.00	00.00	00.00	00.00	00.00	00.00	00.00	00.00	00.00	00.00	00.00
3	Reserva de Apropriación	39,837,200.00	00.00	39,837,200.00	39,837,200.00	39,837,200.00	00.00	39,837,200.00	39,837,200.00	00.00	39,837,200.00	00.00
33	GASTOS DE INVERSION	39,837,200.00	00.00	39,837,200.00	39,837,200.00	39,837,200.00	00.00	39,837,200.00	39,837,200.00	00.00	39,837,200.00	00.00
3310	OTROS GASTOS DE INVERSION	39,837,200.00	00.00	39,837,200.00	39,837,200.00	39,837,200.00	00.00	39,837,200.00	39,837,200.00	00.00	39,837,200.00	00.00
331001	SUBCUENTA UES	32,100,000.00	00.00	32,100,000.00	32,100,000.00	32,100,000.00	00.00	32,100,000.00	32,100,000.00	00.00	32,100,000.00	00.00
33100101	Contratacion de insumos y prestación de servicios	32,100,000.00	00.00	32,100,000.00	32,100,000.00	32,100,000.00	00.00	32,100,000.00	32,100,000.00	00.00	32,100,000.00	00.00
33100101	Contratacion de insumos y prestación de servicios / S.G.P. CSF	32,100,000.00	00.00	32,100,000.00	32,100,000.00	32,100,000.00	00.00	32,100,000.00	32,100,000.00	00.00	32,100,000.00	00.00
331003	SUBCUENTA	7,737,200.00	00.00	7,737,200.00	7,737,200.00	7,737,200.00	00.00	7,737,200.00	7,737,200.00	00.00	7,737,200.00	00.00
33100301	Vigilancia Eventos Salud Publica	7,737,200.00	00.00	7,737,200.00	7,737,200.00	7,737,200.00	00.00	7,737,200.00	7,737,200.00	00.00	7,737,200.00	00.00
33100301	Vigilancia Eventos Salud Publica / S.G.P. CSF	7,737,200.00	00.00	7,737,200.00	7,737,200.00	7,737,200.00	00.00	7,737,200.00	7,737,200.00	00.00	7,737,200.00	00.00
4	Reservas de Caja	2,560,169,295.00	00.00	2,560,169,295.00	2,560,169,295.00	2,560,169,295.00	00.00	2,560,169,295.00	1,427,090,287.00	20,997,410.00	1,448,087,697.00	1,112,081,598.00
41	GASTOS FUNCIONAMIENTO	2,014,554,399.00	00.00	2,014,554,399.00	2,014,554,399.00	2,014,554,399.00	00.00	886,669,274.00	20,997,410.00	20,997,410.00	907,666,694.00	1,106,887,715.00
4101	GASTOS DE PERSONAL	394,649,280.00	00.00	394,649,280.00	394,649,280.00	394,649,280.00	00.00	394,649,280.00	35,563,700.00	56,561,110.00	56,561,110.00	338,088,170.00
410105	CONTRIBUCIONES INHERENTES A LA NOMINA SECTOR PRIVADO Y PUBLICO	394,649,280.00	00.00	394,649,280.00	394,649,280.00	394,649,280.00	00.00	394,649,280.00	35,563,700.00	20,997,410.00	56,561,110.00	338,088,170.00
41010501	ADMINISTRADAS POR EL SECTOR PRIVADO	394,649,280.00	00.00	394,649,280.00	394,649,280.00	394,649,280.00	00.00	394,649,280.00	35,563,700.00	20,997,410.00	56,561,110.00	338,088,170.00
41010501003	FONDOS ADMINISTRADORES DE PENSIONES PRIVADOS	331,729,103.00	00.00	331,729,103.00	331,729,103.00	331,729,103.00	00.00	331,729,103.00	00.00	00.00	00.00	331,729,103.00
41010501003	FONDOS ADMINISTRADORES DE PENSIONES PRIVADOS / RECURSOS PROPIOS	331,729,103.00	00.00	331,729,103.00	331,729,103.00	331,729,103.00	00.00	331,729,103.00	00.00	00.00	00.00	331,729,103.00
41010501004	EMPRESAS PRIVADAS	62,920,177.00	00.00	62,920,177.00	62,920,177.00	62,920,177.00	00.00	62,920,177.00	35,563,700.00	20,997,410.00	56,561,110.00	6,359,067.00
41010501004	EMPRESAS PRIVADAS PROMOTORAS DE SALUD / RECURSOS PROPIOS	62,920,177.00	00.00	62,920,177.00	62,920,177.00	62,920,177.00	00.00	62,920,177.00	35,563,700.00	20,997,410.00	56,561,110.00	6,359,067.00
4102	GASTOS GENERALES	779,199,919.00	00.00	779,199,919.00	779,199,919.00	779,199,919.00	00.00	779,199,919.00	779,199,919.00	00.00	779,199,919.00	00.00
410204	ADQUISICION BIENES Y SERVICIOS	779,199,919.00	00.00	779,199,919.00	779,199,919.00	779,199,919.00	00.00	779,199,919.00	779,199,919.00	00.00	779,199,919.00	00.00
410204001	COMPRA DE EQUIPO	517,428,376.00	00.00	517,428,376.00	517,428,376.00	517,428,376.00	00.00	517,428,376.00	517,428,376.00	00.00	517,428,376.00	00.00
410204001001	EQUIPO DE SISTEMAS	79,538,000.00	00.00	79,538,000.00	79,538,000.00	79,538,000.00	00.00	79,538,000.00	79,538,000.00	00.00	79,538,000.00	00.00
410204001001	EQUIPO DE SISTEMAS / RENTAS CEDIDAS	79,538,000.00	00.00	79,538,000.00	79,538,000.00	79,538,000.00	00.00	79,538,000.00	79,538,000.00	00.00	79,538,000.00	00.00
410204001002	OTRAS COMPRAS DE EQUIPO	437,890,376.00	00.00	437,890,376.00	437,890,376.00	437,890,376.00	00.00	437,890,376.00	437,890,376.00	00.00	437,890,376.00	00.00
410204001002	OTRAS COMPRAS DE EQUIPO / RENTAS CEDIDAS	437,890,376.00	00.00	437,890,376.00	437,890,376.00	437,890,376.00	00.00	437,890,376.00	437,890,376.00	00.00	437,890,376.00	00.00
410204004	MATERIALES Y SUMINISTROS	86,227,340.00	00.00	86,227,340.00	86,227,340.00	86,227,340.00	00.00	86,227,340.00	86,227,340.00	00.00	86,227,340.00	00.00
410204004001	DOTACION	50,577,420.00	00.00	50,577,420.00	50,577,420.00	50,577,420.00	00.00	50,577,420.00	50,577,420.00	00.00	50,577,420.00	00.00

EJECUCION PRESUPUESTAL DE GASTOS
CORRESPONDIENTE AL MES DE OCTUBRE DE 2015

RUBRO	DESCRIPCION	APROPIACION INICIAL	MODIFICACIONES	APROPACION VICENTE	DISPONIBILIDADES	COMPROMISOS	DISPONIBILIDADES ABIERTAS	OBLIGACIONES	PAGOS ANTERIORES	PAGOS DEL MES	PAGOS ACUMULADOS	OBLIGACIONES POR PAGAR
		1	2	3	4	5	6=(4-5)	7	8	9	10 =(8+9)	11=(7-10)
410204004001	DOTACIÓN / RENTAS CEDIDAS	50,577,420.00	00.00	50,577,420.00	50,577,420.00	50,577,420.00	00.00	50,577,420.00	50,577,420.00	00.00	50,577,420.00	00.00
410204004005	OTROS MATERIALES Y	35,649,920.00	00.00	35,649,920.00	35,649,920.00	35,649,920.00	00.00	35,649,920.00	35,649,920.00	00.00	35,649,920.00	00.00
410204004005	OTROS MATERIALES Y SUMINISTROS / RENTAS CEDIDAS	35,649,920.00	00.00	35,649,920.00	35,649,920.00	35,649,920.00	00.00	35,649,920.00	35,649,920.00	00.00	35,649,920.00	00.00
410204005	MANTENIMIENTO	144,492,969.00	00.00	144,492,969.00	144,492,969.00	144,492,969.00	00.00	144,492,969.00	144,492,969.00	00.00	144,492,969.00	00.00
410204005003	MANTENIMIENTO EQUIPO DE COMUNICACIÓN Y COMPUTACIÓN	100,000,000.00	00.00	100,000,000.00	100,000,000.00	100,000,000.00	00.00	100,000,000.00	100,000,000.00	00.00	100,000,000.00	00.00
410204005003	MANTENIMIENTO EQUIPO DE COMUNICACION Y COMPUTACION Y RENTAS CEDIDAS	100,000,000.00	00.00	100,000,000.00	100,000,000.00	100,000,000.00	00.00	100,000,000.00	100,000,000.00	00.00	100,000,000.00	00.00
410204005006	MANTENIMIENTO DE OTROS BIENES / RENTAS CEDIDAS	44,492,969.00	00.00	44,492,969.00	44,492,969.00	44,492,969.00	00.00	44,492,969.00	44,492,969.00	00.00	44,492,969.00	00.00
410204005006	MANTENIMIENTO DE OTROS BIENES / RENTAS CEDIDAS	44,492,969.00	00.00	44,492,969.00	44,492,969.00	44,492,969.00	00.00	44,492,969.00	44,492,969.00	00.00	44,492,969.00	00.00
410204009	SEGUROS	237,734.00	00.00	237,734.00	237,734.00	237,734.00	00.00	237,734.00	237,734.00	00.00	237,734.00	00.00
410204009003	OTROS SEGUROS	237,734.00	00.00	237,734.00	237,734.00	237,734.00	00.00	237,734.00	237,734.00	00.00	237,734.00	00.00
410204009003	OTROS SEGUROS / RENTAS CEDIDAS	237,734.00	00.00	237,734.00	237,734.00	237,734.00	00.00	237,734.00	237,734.00	00.00	237,734.00	00.00
410204013	CAPACITACIÓN BIENESTAR SOCIAL	30,813,500.00	00.00	30,813,500.00	30,813,500.00	30,813,500.00	00.00	30,813,500.00	30,813,500.00	00.00	30,813,500.00	00.00
410204013001	SERVICIOS DE BIENESTAR SOCIAL	30,813,500.00	00.00	30,813,500.00	30,813,500.00	30,813,500.00	00.00	30,813,500.00	30,813,500.00	00.00	30,813,500.00	00.00
410204013001	SERVICIOS DE BIENESTAR SOCIAL / RENTAS CEDIDAS	30,813,500.00	00.00	30,813,500.00	30,813,500.00	30,813,500.00	00.00	30,813,500.00	30,813,500.00	00.00	30,813,500.00	00.00
4103	TRANSFERENCIAS	840,705,200.00	00.00	840,705,200.00	840,705,200.00	840,705,200.00	00.00	840,705,200.00	71,905,655.00	00.00	71,905,655.00	768,799,545.00
410301	CORRIENTES AL SECTOR PUBLICO	768,799,545.00	00.00	768,799,545.00	768,799,545.00	768,799,545.00	00.00	768,799,545.00	00.00	00.00	00.00	768,799,545.00
410301002	DEVOLUCIONES	768,799,545.00	00.00	768,799,545.00	768,799,545.00	768,799,545.00	00.00	768,799,545.00	00.00	00.00	00.00	768,799,545.00
410301002	DEVOLUCIONES / RENTAS CEDIDAS	158,669,929.00	00.00	158,669,929.00	158,669,929.00	158,669,929.00	00.00	158,669,929.00	00.00	00.00	00.00	158,669,929.00
410301002	DEVOLUCIONES / S.G.P. CSF	610,129,616.00	00.00	610,129,616.00	610,129,616.00	610,129,616.00	00.00	610,129,616.00	00.00	00.00	00.00	610,129,616.00
410303	DE PREVISIÓN Y SEGURIDAD	71,905,655.00	00.00	71,905,655.00	71,905,655.00	71,905,655.00	00.00	71,905,655.00	71,905,655.00	00.00	71,905,655.00	00.00
41030301	DE PREVISION Y SEGURIDAD SOCIAL	71,905,655.00	00.00	71,905,655.00	71,905,655.00	71,905,655.00	00.00	71,905,655.00	71,905,655.00	00.00	71,905,655.00	00.00
41030301002	CUOTAS PARTES PENSIONALES	56,520,000.00	00.00	56,520,000.00	56,520,000.00	56,520,000.00	00.00	56,520,000.00	56,520,000.00	00.00	56,520,000.00	00.00
41030301002	CUOTAS PARTES PENSIONALES / RENTAS CEDIDAS	56,520,000.00	00.00	56,520,000.00	56,520,000.00	56,520,000.00	00.00	56,520,000.00	56,520,000.00	00.00	56,520,000.00	00.00
41030301004	INTERESES DE CESANTIAS	15,385,655.00	00.00	15,385,655.00	15,385,655.00	15,385,655.00	00.00	15,385,655.00	15,385,655.00	00.00	15,385,655.00	00.00
41030301004	INTERESES DE CESANTIAS / RENTAS CEDIDAS	15,385,655.00	00.00	15,385,655.00	15,385,655.00	15,385,655.00	00.00	15,385,655.00	15,385,655.00	00.00	15,385,655.00	00.00
42	SERVICIO A LA DEUDA	100,000,000.00	00.00	100,000,000.00	100,000,000.00	100,000,000.00	00.00	100,000,000.00	100,000,000.00	00.00	100,000,000.00	00.00
4201	OBLIGACIONES CONTINGENTES	100,000,000.00	00.00	100,000,000.00	100,000,000.00	100,000,000.00	00.00	100,000,000.00	100,000,000.00	00.00	100,000,000.00	00.00
420101	SENTENCIAS Y CONCILIACIONES	100,000,000.00	00.00	100,000,000.00	100,000,000.00	100,000,000.00	00.00	100,000,000.00	100,000,000.00	00.00	100,000,000.00	00.00
420101	SENTENCIAS Y CONCILIACIONES / RECURSOS PROPIOS	100,000,000.00	00.00	100,000,000.00	100,000,000.00	100,000,000.00	00.00	100,000,000.00	100,000,000.00	00.00	100,000,000.00	00.00
43	GASTOS DE INVERSION	445,614,896.00	00.00	445,614,896.00	445,614,896.00	445,614,896.00	00.00	445,614,896.00	440,421,013.00	00.00	440,421,013.00	5,193,883.00
4301	GASTOS DE PERSONAL	72,093,272.00	00.00	72,093,272.00	72,093,272.00	72,093,272.00	00.00	72,093,272.00	66,899,389.00	00.00	66,899,389.00	5,193,883.00

EJECUCION PRESUPUESTAL DE GASTOS
CORRESPONDIENTE AL MES DE OCTUBRE DE 2015


RUBRO	DESCRIPCION	APROPACION INICIAL	MODIFICACIONES	APROPACION VIGENTE	DISPONIBILIDADES	COMPROMISOS	DISPONIBILIDADES ABIERTAS	OBLIGACIONES	PAGOS ANTERIORES	PAGOS DEL MES	PAGOS ACUMULADOS	OBLIGACIONES POR PAGAR
430105	CONTRIBUCIONES INHERENTES A LA NOMINA SECTOR PRIVADO Y PUBLICO	1 72,093,272.00	2 00.00	3 72,093,272.00	4 72,093,272.00	5 72,093,272.00	6=(4-5) 00.00	7 72,093,272.00	8 66,899,389.00	9 00.00	10=(8+9) 66,899,389.00	11=(7-10) 5,193,883.00
43010501	ADMINISTRADAS POR EL SECTOR PRIVADO	70,450,101.00	00.00	70,450,101.00	70,450,101.00	70,450,101.00	00.00	70,450,101.00	66,899,389.00	00.00	66,899,389.00	3,550,712.00
43010501001	CAJAS DE COMPENSACIÓN PRIVADAS	327,374.00	00.00	327,374.00	327,374.00	327,374.00	00.00	327,374.00	00.00	00.00	00.00	327,374.00
43010501001	CAJAS DE COMPENSACIÓN PRIVADAS / MINPROTECCION ETV	216,560.00	00.00	216,560.00	216,560.00	216,560.00	00.00	216,560.00	00.00	00.00	00.00	216,560.00
43010501001	CAJAS DE COMPENSACIÓN PRIVADAS / S.G.P. CSF	110,814.00	00.00	110,814.00	110,814.00	110,814.00	00.00	110,814.00	00.00	00.00	00.00	110,814.00
43010501002	FONDOS ADMINISTRADORES DE	66,899,389.00	00.00	66,899,389.00	66,899,389.00	66,899,389.00	00.00	66,899,389.00	66,899,389.00	00.00	66,899,389.00	00.00
43010501002	FONDOS ADMINISTRADORES DE CESANTIAS PRIVADOS / MINPROTECCION ETV	66,899,389.00	00.00	66,899,389.00	66,899,389.00	66,899,389.00	00.00	66,899,389.00	66,899,389.00	00.00	66,899,389.00	00.00
43010501004	EMPRESAS PRIVADAS	3,223,338.00	00.00	3,223,338.00	3,223,338.00	3,223,338.00	00.00	3,223,338.00	00.00	00.00	00.00	3,223,338.00
43010501004	EMPRESAS PRIVADAS PROMOTORAS DE SALUD / MINPROTECCION ETV	3,223,338.00	00.00	3,223,338.00	3,223,338.00	3,223,338.00	00.00	3,223,338.00	00.00	00.00	00.00	3,223,338.00
43010502	ADMINISTRADAS POR EL SECTOR	1,643,171.00	00.00	1,643,171.00	1,643,171.00	1,643,171.00	00.00	1,643,171.00	00.00	00.00	00.00	1,643,171.00
43010502002	APORTES AL ICBF	985,294.00	00.00	985,294.00	985,294.00	985,294.00	00.00	985,294.00	00.00	00.00	00.00	985,294.00
43010502002	APORTES AL ICBF / MINPROTECCION ETV	154,630.00	00.00	154,630.00	154,630.00	154,630.00	00.00	154,630.00	00.00	00.00	00.00	154,630.00
43010502002	APORTES AL ICBF / S.G.P. CSF	830,664.00	00.00	830,664.00	830,664.00	830,664.00	00.00	830,664.00	00.00	00.00	00.00	830,664.00
43010502003	APORTES AL SENA	657,877.00	00.00	657,877.00	657,877.00	657,877.00	00.00	657,877.00	00.00	00.00	00.00	657,877.00
43010502003	APORTES AL SENA / MINPROTECCION ETV	98,720.00	00.00	98,720.00	98,720.00	98,720.00	00.00	98,720.00	00.00	00.00	00.00	98,720.00
43010502003	APORTES AL SENA / S.G.P. CSF	559,157.00	00.00	559,157.00	559,157.00	559,157.00	00.00	559,157.00	00.00	00.00	00.00	559,157.00
4302	GASTOS GENERALES	162,901,200.00	00.00	162,901,200.00	162,901,200.00	162,901,200.00	00.00	162,901,200.00	162,901,200.00	00.00	162,901,200.00	00.00
430204	ADQUISICION BIENES Y SERVICIOS	162,901,200.00	00.00	162,901,200.00	162,901,200.00	162,901,200.00	00.00	162,901,200.00	162,901,200.00	00.00	162,901,200.00	00.00
43020404	MATERIALES Y SUMINISTROS	162,901,200.00	00.00	162,901,200.00	162,901,200.00	162,901,200.00	00.00	162,901,200.00	162,901,200.00	00.00	162,901,200.00	00.00
43020404	MATERIALES Y SUMINISTROS / MINPROTECCION ETV	162,901,200.00	00.00	162,901,200.00	162,901,200.00	162,901,200.00	00.00	162,901,200.00	162,901,200.00	00.00	162,901,200.00	00.00
4303	TRANSFERENCIAS	16,591,124.00	00.00	16,591,124.00	16,591,124.00	16,591,124.00	00.00	16,591,124.00	16,591,124.00	00.00	16,591,124.00	00.00
430303	DE PREVISION Y SEGURIDAD SOCIAL	16,591,124.00	00.00	16,591,124.00	16,591,124.00	16,591,124.00	00.00	16,591,124.00	16,591,124.00	00.00	16,591,124.00	00.00
430303001	INTERESES DE CESANTIAS	16,591,124.00	00.00	16,591,124.00	16,591,124.00	16,591,124.00	00.00	16,591,124.00	16,591,124.00	00.00	16,591,124.00	00.00
430303001	INTERESES DE CESANTIAS / MINPROTECCION ETV	8,027,928.00	00.00	8,027,928.00	8,027,928.00	8,027,928.00	00.00	8,027,928.00	8,027,928.00	00.00	8,027,928.00	00.00
430303001	INTERESES DE CESANTIAS / S.G.P. CSF	8,563,196.00	00.00	8,563,196.00	8,563,196.00	8,563,196.00	00.00	8,563,196.00	8,563,196.00	00.00	8,563,196.00	00.00
4310	OTROS GASTOS DE INVERSION	194,029,300.00	00.00	194,029,300.00	194,029,300.00	194,029,300.00	00.00	194,029,300.00	194,029,300.00	00.00	194,029,300.00	00.00
431001	SUBCUENTA UES	165,650,480.00	00.00	165,650,480.00	165,650,480.00	165,650,480.00	00.00	165,650,480.00	165,650,480.00	00.00	165,650,480.00	00.00
43100101	Contratación de insumos y prestación de servicios	165,650,480.00	00.00	165,650,480.00	165,650,480.00	165,650,480.00	00.00	165,650,480.00	165,650,480.00	00.00	165,650,480.00	00.00
43100101	Contratación de insumos y prestación de servicios / RENTAS CEDIDAS	19,972,000.00	00.00	19,972,000.00	19,972,000.00	19,972,000.00	00.00	19,972,000.00	19,972,000.00	00.00	19,972,000.00	00.00

97

EJECUCION PRESUPUESTAL DE GASTOS
CORRESPONDIENTE AL MES DE OCTUBRE DE 2015

RUBRO	DESCRIPCION	APROPIACION INICIAL	MODIFICACIONES	APROPIACION VIGENTE	DISPONIBILIDADES	COMPROMISOS	DISPONIBILIDADES ABIERTAS	OBLIGACIONES	PAGOS ANTERIORES	PAGOS DEL MES	PAGOS ACUMULADOS	OBLIGACIONES POR PAGAR
43100101	Contratacion de insumos y prestacion de servicios / S.G.P. CSF	1145,678,480.00	200.00	145,678,480.00	145,678,480.00	145,678,480.00	6=(4-5)00.00	145,678,480.00	145,678,480.00	900.00	10=(8+9)145,678,480.00	11=(7-10)00.00
431003	SUBCUENTA	28,378,820.00	00.00	28,378,820.00	28,378,820.00	28,378,820.00	00.00	28,378,820.00	28,378,820.00	00.00	28,378,820.00	00.00
43100301	Vigilancia Eventos Salud Publica	8,378,820.00	00.00	8,378,820.00	8,378,820.00	8,378,820.00	00.00	8,378,820.00	8,378,820.00	00.00	8,378,820.00	00.00
43100301	Vigilancia Eventos Salud Publica / S.G.P. CSF	8,378,820.00	00.00	8,378,820.00	8,378,820.00	8,378,820.00	00.00	8,378,820.00	8,378,820.00	00.00	8,378,820.00	00.00
43100302	Seguridad Sanitaria Gestion	20,000,000.00	00.00	20,000,000.00	20,000,000.00	20,000,000.00	00.00	20,000,000.00	20,000,000.00	00.00	20,000,000.00	00.00
43100302	Seguridad Sanitaria Gestion Ambiental / S.G.P. CSF	20,000,000.00	00.00	20,000,000.00	20,000,000.00	20,000,000.00	00.00	20,000,000.00	20,000,000.00	00.00	20,000,000.00	00.00


Ing. ANGELICA FRANCO GARCIA
Director General


Ing. LILIANA BETTY BARRROS
Subdirector Administrativo (E)


Profesional Universitario