

EJECUCION PRESUPUESTAL DE INGRESOS
CORRESPONDIENTE AL MES DE SEPTIEMBRE DE 2019

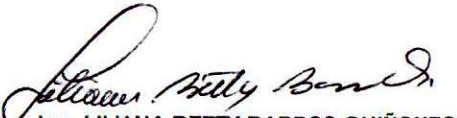
RUBRO	DESCRIPCION	PRESUPUESTO INICIAL	MODIFICACIONES	TOTAL PRESUPUESTO	RECAUDOS ANTERIORES	RECAUDOS DEL MES	RECAUDOS ACUMULADOS	POR RECAUDAR	% REC
1	INGRESOS	13,637,482,752.00	12,687,744,214.00	26,325,226,966.00	14,476,821,754.04	4,058,560,579.02	18,535,382,333.06	7,789,844,632.94	70.41
11	INGRESOS CORRIENTES	13,637,482,752.00	12,687,744,214.00	26,325,226,966.00	14,476,821,754.04	4,058,560,579.02	18,535,382,333.06	7,789,844,632.94	70.41
112	TRANSFERENCIAS	13,637,482,752.00	9,000,000,000.00	22,637,482,752.00	10,723,851,290.00	4,046,364,022.00	14,770,215,312.00	7,867,267,440.00	65.25
1121	TRANSFERENCIAS CORRIENTES RECIBIDAS	13,637,482,752.00	9,000,000,000.00	22,637,482,752.00	10,723,851,290.00	4,046,364,022.00	14,770,215,312.00	7,867,267,440.00	65.25
11212	DEL DEPARTAMENTO	13,637,482,752.00	9,000,000,000.00	22,637,482,752.00	10,723,851,290.00	4,046,364,022.00	14,770,215,312.00	7,867,267,440.00	65.25
112121	RENTAS CEDIDAS	5,941,889,112.00	00.00	5,941,889,112.00	2,412,406,979.00	2,044,009,855.00	4,456,416,834.00	1,485,472,278.00	75.00
112121	001 RENTAS CEDIDAS / RENTAS CEDIDAS	5,941,889,112.00	00.00	5,941,889,112.00	2,412,406,979.00	2,044,009,855.00	4,456,416,834.00	1,485,472,278.00	75.00
112122	MINPROTECCION	7,695,593,640.00	9,000,000,000.00	16,695,593,640.00	8,311,444,311.00	2,002,354,167.00	10,313,798,478.00	6,381,795,162.00	61.78
112122	002 MINPROTECCION / MINPROTECCION ETV	1,140,033,431.00	00.00	1,140,033,431.00	661,219,390.00	190,908,931.00	852,128,321.00	287,905,110.00	74.75
112122	005 MINPROTECCION / S.G.P. CSF	6,555,560,209.00	9,000,000,000.00	15,555,560,209.00	7,650,224,921.00	1,811,445,236.00	9,461,670,157.00	6,093,890,052.00	60.83
113	RECURSOS DE CAPITAL	00.00	3,687,744,214.00	3,687,744,214.00	3,752,970,464.04	12,196,557.02	3,765,167,021.06	(77,422,807.06)	102.10
11311	SUPERAVIT FISCAL	00.00	3,609,858,916.00	3,609,858,916.00	3,609,858,916.00	00.00	3,609,858,916.00	00.00	100.00
11311	001 SUPERAVIT FISCAL / RENTAS CEDIDAS	00.00	395,997,526.00	395,997,526.00	395,997,526.00	00.00	395,997,526.00	00.00	100.00
11311	002 SUPERAVIT FISCAL / MINPROTECCION ETV	00.00	38,588,969.00	38,588,969.00	38,588,969.00	00.00	38,588,969.00	00.00	100.00
11311	003 SUPERAVIT FISCAL / S.G.P. SSF	00.00	00.00	00.00	202,054,842.00	00.00	202,054,842.00	(202,054,842.00)	00.00
11311	004 SUPERAVIT FISCAL / RECURSOS PROPIOS	00.00	2,973,217,579.00	2,973,217,579.00	2,973,217,579.00	00.00	2,973,217,579.00	00.00	100.00
11311	005 SUPERAVIT FISCAL / S.G.P. CSF	00.00	202,054,842.00	202,054,842.00	00.00	00.00	00.00	202,054,842.00	00.00
11312	CANCELACIÓN DE RESERVAS	00.00	6,385,298.00	6,385,298.00	6,385,298.00	00.00	6,385,298.00	00.00	100.00
11312	001 CANCELACIÓN DE RESERVAS / RENTAS CEDIDAS	00.00	2,425,750.00	2,425,750.00	2,425,750.00	00.00	2,425,750.00	00.00	100.00
11312	004 CANCELACIÓN DE RESERVAS / RECURSOS PROPIOS	00.00	631,548.00	631,548.00	631,548.00	00.00	631,548.00	00.00	100.00
11312	005 CANCELACIÓN DE RESERVAS / S.G.P. CSF	00.00	3,328,000.00	3,328,000.00	3,328,000.00	00.00	3,328,000.00	00.00	100.00
1132	RENDIMIENTOS POR OPERACIONES	00.00	00.00	00.00	58,644,634.04	6,838,884.02	65,483,518.06	(65,483,518.06)	00.00
11321	RENDIMIENTOS POR OPERACIONES FINANCIERAS	00.00	00.00	00.00	58,644,634.04	6,838,884.02	65,483,518.06	(65,483,518.06)	00.00
11321	001 RENDIMIENTOS POR OPERACIONES FINANCIERAS / RENTAS CEDIDAS	00.00	00.00	00.00	3,796,345.00	686,997.76	4,483,342.76	(4,483,342.76)	00.00
11321	002 RENDIMIENTOS POR OPERACIONES FINANCIERAS / MINPROTECCION ETV	00.00	00.00	00.00	614,209.00	89,668.00	703,877.00	(703,877.00)	00.00
11321	004 RENDIMIENTOS POR OPERACIONES FINANCIERAS / RECURSOS PROPIOS	00.00	00.00	00.00	48,653,937.04	4,838,797.26	53,492,734.30	(53,492,734.30)	00.00

EJECUCION PRESUPUESTAL DE INGRESOS
CORRESPONDIENTE AL MES DE SEPTIEMBRE DE 2019

RUBRO	DESCRIPCION	PRESUPUESTO INICIAL	MODIFICACIONES	TOTAL PRESUPUESTO	RECAUDOS ANTERIORES	RECAUDOS DEL MES	RECAUDOS ACUMULADOS	POR RECAUDAR	% REC
11321	005 RENDIMIENTOS POR OPERACIONES FINANCIERAS / S.G.P. CSF	00.00	00.00	00.00	5,580,143.00	1,223,421.00	6,803,564.00	(6,803,564.00)	00.00
1133	OTROS INGRESOS DE CAPITAL	00.00	71,500,000.00	71,500,000.00	78,081,616.00	5,357,673.00	83,439,289.00	(11,939,289.00)	116.70
11332	REINTEGROS	00.00	71,500,000.00	71,500,000.00	78,081,616.00	5,357,673.00	83,439,289.00	(11,939,289.00)	116.70
11332	001 REINTEGROS / RENTAS CEDIDAS	00.00	71,500,000.00	71,500,000.00	76,123,548.00	5,357,673.00	81,481,221.00	(9,981,221.00)	113.96
11332	002 REINTEGROS / MINPROTECCION ETV	00.00	00.00	00.00	207,013.00	00.00	207,013.00	(207,013.00)	00.00
11332	005 REINTEGROS / S.G.P. CSF	00.00	00.00	00.00	1,751,055.00	00.00	1,751,055.00	(1,751,055.00)	00.00


Ing. DIEGO VICTORIA MEJÍA
Director General


Dr. FERNANDO GIRÓN VANDERHUK
Supdirector Administrativo


Ing. LILIANA BETTY BARROS QUIÑONES
Profesional Universitario

EJECUCION PRESUPUESTAL DE GASTOS
CORRESPONDIENTE AL MES DE SEPTIEMBRE DE 2019

RUBRO	DESCRIPCION	APROPIACION INICIAL	MODIFICACIONES	APROPIACION VIGENTE	DISPONIBILIDADES	COMPROMISOS	DISPONIBILIDADES ABIERTAS	OBLIGACIONES	PAGOS ANTERIORES	PAGOS DEL MES	PAGOS ACUMULADOS	OBLIGACIONES POR PAGAR
		1	2	3	4	5	6= (4-5)	7	8	9	10 = (8+9)	11=(7-10)
2	GASTOS	13,637,482,752.00	12,687,744,214.00	26,325,228,966.00	18,890,704,639.23	18,372,867,833.23	517,836,806.00	12,915,586,711.23	10,692,596,266.23	2,136,317,784.00	12,828,914,050.23	86,672,661.00
21	GASTOS FUNCIONAMIENTO	4,761,907,228.00	3,443,772,403.00	8,205,679,631.00	3,710,168,890.23	3,331,125,984.23	379,042,906.00	2,674,998,809.23	2,096,742,775.23	504,170,136.00	2,600,912,911.23	74,085,898.00
2101	GASTOS DE PERSONAL	2,461,204,562.00	2,214,234,092.00	4,675,438,654.00	1,764,400,615.00	1,764,400,615.00	00.00	1,757,560,815.00	1,524,428,731.00	217,171,884.00	1,741,600,615.00	15,960,000.00
210101	SERVICIOS PERSONALES ASOCIADOS A LA NOMINA	1,924,034,750.00	69,284,535.00	1,993,319,285.00	1,353,783,495.00	1,353,783,495.00	00.00	1,353,783,495.00	1,181,480,111.00	172,303,384.00	1,353,783,495.00	00.00
21010101	SUELDOS DE PERSONAL DE NÓMINA	1,451,355,821.00	13,822,321.00	1,465,178,142.00	1,111,659,080.00	1,111,659,080.00	00.00	1,111,659,080.00	966,785,033.00	144,874,047.00	1,111,659,080.00	00.00
21010101001	SUELDOS	1,451,355,821.00	13,822,321.00	1,465,178,142.00	1,111,659,080.00	1,111,659,080.00	00.00	1,111,659,080.00	966,785,033.00	144,874,047.00	1,111,659,080.00	00.00
21010101001	SUELDOS / RENTAS CEDIDAS	1,451,355,821.00	13,822,321.00	1,465,178,142.00	1,111,659,080.00	1,111,659,080.00	00.00	1,111,659,080.00	966,785,033.00	144,874,047.00	1,111,659,080.00	00.00
21010105	OTROS	428,328,929.00	6,991,214.00	433,320,143.00	165,169,463.00	165,169,463.00	00.00	165,169,463.00	141,631,106.00	23,538,357.00	165,169,463.00	00.00
21010105001	BONIFICACIÓN ESPECIAL DE RECREACIÓN	8,063,088.00	76,791.00	8,139,879.00	4,384,924.00	4,384,924.00	00.00	4,384,924.00	2,619,844.00	1,765,080.00	4,384,924.00	00.00
21010105001	BONIFICACIÓN ESPECIAL DE RECREACIÓN / RENTAS CEDIDAS	8,063,088.00	76,791.00	8,139,879.00	4,384,924.00	4,384,924.00	00.00	4,384,924.00	2,619,844.00	1,765,080.00	4,384,924.00	00.00
21010105002	SUBSIDIO ALIMENTACION	13,700,081.00	864,000.00	14,564,081.00	9,723,010.00	9,723,010.00	00.00	9,723,010.00	8,660,371.00	1,062,639.00	9,723,010.00	00.00
21010105002	SUBSIDIO ALIMENTACION / RENTAS CEDIDAS	13,700,081.00	864,000.00	14,564,081.00	9,723,010.00	9,723,010.00	00.00	9,723,010.00	8,660,371.00	1,062,639.00	9,723,010.00	00.00
21010105003	AUXILIO DE TRANSPORTE	20,006,255.00	954,720.00	20,960,975.00	15,004,389.00	15,004,389.00	00.00	15,004,389.00	13,364,548.00	1,639,841.00	15,004,389.00	00.00
21010105003	AUXILIO DE TRANSPORTE / RENTAS CEDIDAS	20,006,255.00	954,720.00	20,960,975.00	15,004,389.00	15,004,389.00	00.00	15,004,389.00	13,364,548.00	1,639,841.00	15,004,389.00	00.00
21010105004	PRIMA DE SERVICIO	63,792,729.00	1,769,949.00	65,562,678.00	65,341,830.00	65,341,830.00	00.00	65,341,830.00	65,341,830.00	00.00	65,341,830.00	00.00
21010105004	PRIMA DE SERVICIO / RENTAS CEDIDAS	63,792,729.00	1,769,949.00	65,562,678.00	65,341,830.00	65,341,830.00	00.00	65,341,830.00	65,341,830.00	00.00	65,341,830.00	00.00
21010105005	PRIMA DE VACACIONES	67,193,652.00	707,549.00	67,901,201.00	37,972,171.00	37,972,171.00	00.00	37,972,171.00	22,820,631.00	15,151,540.00	37,972,171.00	00.00
21010105005	PRIMA DE VACACIONES / RENTAS CEDIDAS	67,193,652.00	707,549.00	67,901,201.00	37,972,171.00	37,972,171.00	00.00	37,972,171.00	22,820,631.00	15,151,540.00	37,972,171.00	00.00
21010105006	PRIMA DE NAVIDAD	143,817,051.00	1,510,514.00	145,327,565.00	378,546.00	378,546.00	00.00	378,546.00	378,546.00	00.00	378,546.00	00.00
21010105006	PRIMA DE NAVIDAD / RENTAS CEDIDAS	143,817,051.00	1,510,514.00	145,327,565.00	378,546.00	378,546.00	00.00	378,546.00	378,546.00	00.00	378,546.00	00.00
21010105007	PRIMAS EXTRA	63,792,729.00	669,949.00	64,462,678.00	00.00	00.00	00.00	00.00	00.00	00.00	00.00	00.00
21010105007	PRIMAS EXTRA / RENTAS CEDIDAS	63,792,729.00	669,949.00	64,462,678.00	00.00	00.00	00.00	00.00	00.00	00.00	00.00	00.00
21010105008	BONIFICACION SERVICIOS	45,963,344.00	437,742.00	46,401,086.00	32,364,593.00	32,364,593.00	00.00	32,364,593.00	28,445,336.00	3,919,257.00	32,364,593.00	00.00
21010105008	BONIFICACION SERVICIOS PRESTADOS / RENTAS CEDIDAS	45,963,344.00	437,742.00	46,401,086.00	32,364,593.00	32,364,593.00	00.00	32,364,593.00	28,445,336.00	3,919,257.00	32,364,593.00	00.00
21010109	HORAS EXTRAS DIAS FESTIVOS	46,350,000.00	48,471,000.00	94,821,000.00	76,954,952.00	76,954,952.00	00.00	76,954,952.00	73,063,972.00	3,890,980.00	76,954,952.00	00.00
21010109001	RECARGOS NOCTURNOS Y FESTIVOS	46,350,000.00	6,000,000.00	52,350,000.00	38,045,439.00	38,045,439.00	00.00	38,045,439.00	34,154,459.00	3,890,980.00	38,045,439.00	00.00
21010109001	RECARGOS NOCTURNOS Y FESTIVOS / RENTAS CEDIDAS	46,350,000.00	6,000,000.00	52,350,000.00	38,045,439.00	38,045,439.00	00.00	38,045,439.00	34,154,459.00	3,890,980.00	38,045,439.00	00.00
21010109002	INDEMNIZACIÓN POR	00.00	42,471,000.00	42,471,000.00	38,909,513.00	38,909,513.00	00.00	38,909,513.00	38,909,513.00	00.00	38,909,513.00	00.00
21010109002	INDEMNIZACIÓN POR VACACIONES / RENTAS CEDIDAS	00.00	42,471,000.00	42,471,000.00	38,909,513.00	38,909,513.00	00.00	38,909,513.00	38,909,513.00	00.00	38,909,513.00	00.00
210102	SERVICIOS PERSONALES	41,041,656.00	(2,000,000.00)	39,041,656.00	25,008,320.00	25,008,320.00	00.00	18,168,320.00	2,208,320.00	00.00	2,208,320.00	15,960,000.00

98

EJECUCION PRESUPUESTAL DE GASTOS
CORRESPONDIENTE AL MES DE SEPTIEMBRE DE 2019

RUBRO	DESCRIPCION	APROPIACION INICIAL	MODIFICACIONES	APROPIACION VIGENTE	DISPONIBILIDADES	COMPROMISOS	DISPONIBILIDADES ABIERTAS	OBLIGACIONES	PAGOS ANTERIORES	PAGOS DEL MES	PAGOS ACUMULADOS	OBLIGACIONES POR PAGAR
		1	2	3	4	5	6= (4-5)	7	8	9	10 = (8+9)	11=(7-10)
21010201	GASTOS DE PERSONAL SUPERNUMERARIO	00.00	00.00	00.00	00.00	00.00	00.00	00.00	00.00	00.00	00.00	00.00
21010202	HONORARIOS	41,041,656.00	(2,000,000.00)	39,041,656.00	25,008,320.00	25,008,320.00	00.00	18,168,320.00	2,208,320.00	00.00	2,208,320.00	15,968,000.00
21010202	HONORARIOS / RENTAS CEDIDAS	41,041,656.00	(2,000,000.00)	39,041,656.00	25,008,320.00	25,008,320.00	00.00	18,168,320.00	2,208,320.00	00.00	2,208,320.00	15,968,000.00
21010203	REMUNERACION POR SERVICIOS	00.00	00.00	00.00	00.00	00.00	00.00	00.00	00.00	00.00	00.00	00.00
210105	CONTRIBUCIONES INHERENTES A LA NOMINA SECTOR PRIVADO Y PUBLICO	496,128,156.00	2,146,949,557.00	2,643,077,713.00	385,608,800.00	385,608,800.00	00.00	385,608,800.00	340,740,300.00	44,868,500.00	385,608,800.00	00.00
21010501	ADMINISTRADAS POR EL SECTOR PRIVADO	280,947,608.00	366,278,257.00	627,225,865.00	206,674,500.00	206,674,500.00	00.00	206,674,500.00	183,313,500.00	23,361,000.00	206,674,500.00	00.00
21010501001	CAJAS DE COMPENSACION PRIVADAS	68,144,438.00	90,000.00	68,234,438.00	51,535,500.00	51,535,500.00	00.00	51,535,500.00	44,785,300.00	6,750,200.00	51,535,500.00	00.00
21010501001	CAJAS DE COMPENSACION PRIVADAS / RENTAS CEDIDAS	68,144,438.00	90,000.00	68,234,438.00	51,535,500.00	51,535,500.00	00.00	51,535,500.00	44,785,300.00	6,750,200.00	51,535,500.00	00.00
21010501003	FONDOS ADMINISTRADORES DE	67,000,000.00	120,652,027.00	207,652,027.00	61,898,200.00	61,898,200.00	00.00	61,898,200.00	55,484,700.00	6,413,500.00	61,898,200.00	00.00
21010501003	FONDOS ADMINISTRADORES DE PENSIONES PRIVADOS / RENTAS CEDIDAS	67,000,000.00	(53,197,100.00)	33,802,900.00	33,802,900.00	33,802,900.00	00.00	33,802,900.00	33,802,900.00	00.00	33,802,900.00	00.00
21010501003	FONDOS ADMINISTRADORES DE PENSIONES PRIVADOS / RECURSOS PROPIOS	00.00	173,849,127.00	173,849,127.00	28,095,300.00	28,095,300.00	00.00	28,095,300.00	21,681,800.00	6,413,500.00	28,095,300.00	00.00
21010501004	EMPRESAS PRIVADAS	91,097,123.00	51,989,877.00	143,087,000.00	80,443,100.00	80,443,100.00	00.00	80,443,100.00	71,654,300.00	8,788,800.00	80,443,100.00	00.00
21010501004	EMPRESAS PRIVADAS PROMOTORAS DE SALUD / RENTAS CEDIDAS	91,097,123.00	(48,010,123.00)	43,087,000.00	43,087,000.00	43,087,000.00	00.00	43,087,000.00	43,087,000.00	00.00	43,087,000.00	00.00
21010501004	EMPRESAS PRIVADAS PROMOTORAS DE SALUD / RECURSOS PROPIOS	00.00	100,000,000.00	100,000,000.00	37,356,100.00	37,356,100.00	00.00	37,356,100.00	28,567,300.00	8,788,800.00	37,356,100.00	00.00
21010501005	ADMINISTRADORAS PRIVADAS DE APORTES PARA ACCIDENTES DE TRABAJO Y ENFERMEDADES	14,706,047.00	193,546,353.00	208,252,400.00	12,797,700.00	12,797,700.00	00.00	12,797,700.00	11,389,200.00	1,408,500.00	12,797,700.00	00.00
21010501005	ADMINISTRADORAS PRIVADAS DE APORTES PARA ACCIDENTES DE TRABAJO Y ENFERMEDADES PROFESIONALES / RENTA	14,706,047.00	(6,453,647.00)	8,252,400.00	8,252,400.00	8,252,400.00	00.00	8,252,400.00	8,252,400.00	00.00	8,252,400.00	00.00
21010501005	ADMINISTRADORAS PRIVADAS DE APORTES PARA ACCIDENTES DE TRABAJO Y ENFERMEDADES PROFESIONALES / RECURSOS PROPIOS	00.00	200,000,000.00	200,000,000.00	4,545,300.00	4,545,300.00	00.00	4,545,300.00	3,136,800.00	1,408,500.00	4,545,300.00	00.00
21010502	ADMINISTRADAS POR EL SECTOR	235,180,548.00	1,780,671,300.00	2,015,851,848.00	178,934,300.00	178,934,300.00	00.00	178,934,300.00	167,426,800.00	21,507,500.00	178,934,300.00	00.00
21010502002	APORTES AL ICBF	51,108,329.00	650,000.00	51,758,329.00	38,651,600.00	38,651,600.00	00.00	38,651,600.00	33,588,900.00	5,062,700.00	38,651,600.00	00.00
21010502002	APORTES AL ICBF / RENTAS CEDIDAS	51,108,329.00	650,000.00	51,758,329.00	38,651,600.00	38,651,600.00	00.00	38,651,600.00	33,588,900.00	5,062,700.00	38,651,600.00	00.00
21010502003	APORTES AL SENA	34,072,219.00	467,000.00	34,539,219.00	25,776,000.00	25,776,000.00	00.00	25,776,000.00	22,399,400.00	3,376,600.00	25,776,000.00	00.00
21010502003	APORTES AL SENA / RENTAS CEDIDAS	34,072,219.00	467,000.00	34,539,219.00	25,776,000.00	25,776,000.00	00.00	25,776,000.00	22,399,400.00	3,376,600.00	25,776,000.00	00.00
21010502004	FONDOS ADMINISTRADORES DE	00.00	00.00	00.00	00.00	00.00	00.00	00.00	00.00	00.00	00.00	00.00
21010502005	EMPRESAS PUBLICAS PROMOTORAS DE SALUD	40,000,000.00	879,554,300.00	919,554,300.00	30,820,600.00	30,820,600.00	00.00	30,820,600.00	27,374,900.00	3,445,700.00	30,820,600.00	00.00
21010502005	EMPRESAS PUBLICAS PROMOTORAS DE SALUD / RENTAS CEDIDAS	40,000,000.00	(20,445,700.00)	19,554,300.00	19,554,300.00	19,554,300.00	00.00	19,554,300.00	19,554,300.00	00.00	19,554,300.00	00.00

EJECUCION PRESUPUESTAL DE GASTOS
CORRESPONDIENTE AL MES DE SEPTIEMBRE DE 2019

RUBRO	DESCRIPCION	APROPICIACION INICIAL	MODIFICACIONES	APROPICIACION VIGENTE	DISPONIBILIDADES	COMPROMISOS	DISPONIBILIDADES ABIERTAS	OBLIGACIONES	PAGOS ANTERIORES	PAGOS DEL MES	PAGOS ACUMULADOS	OBLIGACIONES POR PAGAR
		1	2	3	4	5	6= (4-5)	7	8	9	10 = (8+9)	11=(7-10)
21010502005	EMPRESAS PUBLICAS PROMOTORAS DE SALUD / RECURSOS PROPIOS	00.00	900,000,000.00	900,000,000.00	11,266,300.00	11,266,300.00	00.00	11,266,300.00	7,820,600.00	3,445,700.00	11,266,300.00	00.00
21010502006	FONDOS ADMINISTRADORES DE	110,000,000.00	900,000,000.00	1,010,000,000.00	83,686,100.00	83,686,100.00	00.00	83,686,100.00	74,063,600.00	9,622,500.00	83,686,100.00	00.00
21010502006	FONDOS ADMINISTRADORES DE PENSION PUBLICOS / RENTAS CEDIDAS	110,000,000.00	00.00	110,000,000.00	43,703,700.00	43,703,700.00	00.00	43,703,700.00	43,703,700.00	00.00	43,703,700.00	00.00
21010502006	FONDOS ADMINISTRADORES DE PENSION PUBLICOS / RECURSOS PROPIOS	00.00	900,000,000.00	900,000,000.00	39,982,400.00	39,982,400.00	00.00	39,982,400.00	30,359,900.00	9,622,500.00	39,982,400.00	00.00
21010502007	ADMINISTRADORAS PRIVADAS DE APORTES PARA ACCIDENTES DE TRABAJO Y ENFERMEDADES	00.00	00.00	00.00	00.00	00.00	00.00	00.00	00.00	00.00	00.00	00.00
2102	GASTOS GENERALES	1,987,523,186.00	527,782,595.00	2,495,305,781.00	1,830,730,794.23	1,451,687,888.23	379,042,906.00	802,400,713.23	472,729,944.23	277,263,980.00	749,993,924.23	52,406,789.00
210203	IMPUESTOS MULTAS Y DEVOLUCIONES	16,654,259.00	00.00	16,654,259.00	15,134,882.00	15,134,882.00	00.00	15,134,882.00	15,134,882.00	00.00	15,134,882.00	00.00
21020301	IMPUESTOS Y CONTRIBUCIONES	14,654,259.00	490,000.00	15,144,259.00	15,134,882.00	15,134,882.00	00.00	15,134,882.00	15,134,882.00	00.00	15,134,882.00	00.00
21020301001	IMPUESTO DE VEHICULOS	00.00	00.00	00.00	00.00	00.00	00.00	00.00	00.00	00.00	00.00	00.00
21020301002	IMPUESTO PREDIAL	14,654,259.00	490,000.00	15,144,259.00	15,134,882.00	15,134,882.00	00.00	15,134,882.00	15,134,882.00	00.00	15,134,882.00	00.00
21020301002	IMPUESTO PREDIAL / RENTAS CEDIDAS	14,654,259.00	490,000.00	15,144,259.00	15,134,882.00	15,134,882.00	00.00	15,134,882.00	15,134,882.00	00.00	15,134,882.00	00.00
21020302	MULTAS SANCIONES Y	2,000,000.00	(490,000.00)	1,510,000.00	00.00	00.00	00.00	00.00	00.00	00.00	00.00	00.00
21020302001	MULTAS	1,000,000.00	00.00	1,000,000.00	00.00	00.00	00.00	00.00	00.00	00.00	00.00	00.00
21020302001	MULTAS / RENTAS CEDIDAS	1,000,000.00	00.00	1,000,000.00	00.00	00.00	00.00	00.00	00.00	00.00	00.00	00.00
21020302002	SANCIONES	1,000,000.00	(490,000.00)	510,000.00	00.00	00.00	00.00	00.00	00.00	00.00	00.00	00.00
21020302002	SANCIONES / RENTAS CEDIDAS	1,000,000.00	(490,000.00)	510,000.00	00.00	00.00	00.00	00.00	00.00	00.00	00.00	00.00
210204	ADQUISICIÓN BIENES Y	1,950,868,927.00	527,782,595.00	2,478,651,522.00	1,815,595,912.23	1,436,553,006.23	379,042,906.00	787,265,831.23	457,595,062.23	277,263,980.00	734,859,042.23	52,406,789.00
210204001	COMPRA DE EQUIPO	00.00	151,500,000.00	151,500,000.00	22,646,162.00	11,900,000.00	10,746,162.00	00.00	00.00	00.00	00.00	00.00
210204001001	EQUIPO DE SISTEMAS	00.00	80,000,000.00	80,000,000.00	22,646,162.00	11,900,000.00	10,746,162.00	00.00	00.00	00.00	00.00	00.00
210204001001	EQUIPO DE SISTEMAS / RENTAS CEDIDAS	00.00	80,000,000.00	80,000,000.00	22,646,162.00	11,900,000.00	10,746,162.00	00.00	00.00	00.00	00.00	00.00
210204001002	OTRAS COMPRAS DE EQUIPO	00.00	71,500,000.00	71,500,000.00	00.00	00.00	00.00	00.00	00.00	00.00	00.00	00.00
210204001002	OTRAS COMPRAS DE EQUIPO / RENTAS CEDIDAS	00.00	71,500,000.00	71,500,000.00	00.00	00.00	00.00	00.00	00.00	00.00	00.00	00.00
210204002	ENSERES Y EQUIPO DE OFICINA	22,694,940.00	00.00	22,694,940.00	00.00	00.00	00.00	00.00	00.00	00.00	00.00	00.00
210204002001	EQUIPOS Y MAQUINARIA PARA OFICINA	00.00	00.00	00.00	00.00	00.00	00.00	00.00	00.00	00.00	00.00	00.00
210204002002	OTROS ENSERES Y EQUIPO DE OFICINA	22,694,940.00	00.00	22,694,940.00	00.00	00.00	00.00	00.00	00.00	00.00	00.00	00.00
210204002002	OTROS ENSERES Y EQUIPO DE OFICINA / RENTAS CEDIDAS	22,694,940.00	00.00	22,694,940.00	00.00	00.00	00.00	00.00	00.00	00.00	00.00	00.00
210204004	MATERIALES Y SUMINISTROS	185,855,958.00	121,282,595.00	307,138,553.00	191,207,773.00	140,855,481.00	50,352,292.00	76,525,271.00	71,668,135.00	4,857,136.00	76,525,271.00	00.00
210204004001	DOTACIÓN	58,916,000.00	8,000,000.00	66,916,000.00	64,330,210.00	64,330,210.00	00.00	00.00	00.00	00.00	00.00	00.00
210204004001	DOTACIÓN / RENTAS CEDIDAS	58,916,000.00	8,000,000.00	66,916,000.00	64,330,210.00	64,330,210.00	00.00	00.00	00.00	00.00	00.00	00.00
210204004002	PAPELERÍA ÚTILES DE	37,014,981.00	105,482,595.00	142,497,576.00	36,967,970.00	36,967,970.00	00.00	36,967,970.00	36,967,970.00	00.00	36,967,970.00	00.00
210204004002	PAPELERÍA ÚTILES DE ESCRITORIO Y OFICINA / RENTAS CEDIDAS	37,014,981.00	105,482,595.00	142,497,576.00	36,967,970.00	36,967,970.00	00.00	36,967,970.00	36,967,970.00	00.00	36,967,970.00	00.00
210204004003	PRODUCTOS DE ASEO Y	19,583,175.00	00.00	19,583,175.00	19,571,123.00	00.00	19,571,123.00	00.00	00.00	00.00	00.00	00.00

3

EJECUCION PRESUPUESTAL DE GASTOS
CORRESPONDIENTE AL MES DE SEPTIEMBRE DE 2019

RUBRO	DESCRIPCION	APROPIACION INICIAL	MODIFICACIONES	APROPIACION VIGENTE	DISPONIBILIDADES	COMPROMISOS	DISPONIBILIDADES ABIERTAS	OBLIGACIONES	PAGOS ANTERIORES	PAGOS DEL MES	PAGOS ACUMULADOS	OBLIGACIONES POR PAGAR
		1	2	3	4	5	6= (4-5)	7	8	9	10 = (6+9)	11=(7-10)
210204004003	PRODUCTOS DE ASEO Y LIMPIEZA / RENTAS CEDIDAS	19,583,175.00	00.00	19,583,175.00	19,571,123.00	00.00	19,571,123.00	00.00	00.00	00.00	00.00	00.00
210204004004	PRODUCTOS DE CAFETERIA Y	23,341,802.00	00.00	23,341,802.00	15,538,470.00	00.00	15,538,470.00	00.00	00.00	00.00	00.00	00.00
210204004004	PRODUCTOS DE CAFETERIA Y RESTAURANTE / RENTAS CEDIDAS	23,341,802.00	00.00	23,341,802.00	15,538,470.00	00.00	15,538,470.00	00.00	00.00	00.00	00.00	00.00
210204004005	OTROS MATERIALES Y	38,000,000.00	7,800,000.00	45,800,000.00	45,800,000.00	30,557,301.00	15,242,699.00	30,557,301.00	25,700,165.00	4,857,136.00	30,557,301.00	00.00
210204004005	OTROS MATERIALES Y SUMINISTROS / RENTAS CEDIDAS	38,000,000.00	7,800,000.00	45,800,000.00	45,800,000.00	30,557,301.00	15,242,699.00	30,557,301.00	25,700,165.00	4,857,136.00	30,557,301.00	00.00
210204004006	LLANTAS Y ACCESORIOS	00.00	00.00	00.00	00.00	00.00	00.00	00.00	00.00	00.00	00.00	00.00
210204004007	COMBUSTIBLE	9,000,000.00	00.00	9,000,000.00	9,000,000.00	9,000,000.00	00.00	9,000,000.00	9,000,000.00	00.00	9,000,000.00	00.00
210204004007	COMBUSTIBLE / RENTAS CEDIDAS	9,000,000.00	00.00	9,000,000.00	9,000,000.00	9,000,000.00	00.00	9,000,000.00	9,000,000.00	00.00	9,000,000.00	00.00
210204005	MANTENIMIENTO	643,428,000.00	206,000,000.00	849,428,000.00	747,246,937.00	449,080,044.00	298,166,893.00	214,536,244.00	155,293,176.00	46,243,068.00	261,536,244.00	13,000,000.00
210204005001	MANTENIMIENTO DE BIENES INMUEBLES	133,428,000.00	150,000,000.00	283,428,000.00	283,421,288.00	5,276,976.00	278,144,312.00	5,276,976.00	4,606,976.00	670,000.00	5,276,976.00	00.00
210204005001	MANTENIMIENTO DE BIENES INMUEBLES / RENTAS CEDIDAS	133,428,000.00	150,000,000.00	283,428,000.00	283,421,288.00	5,276,976.00	278,144,312.00	5,276,976.00	4,606,976.00	670,000.00	5,276,976.00	00.00
210204005002	MANTENIMIENTO DE BIENES	70,000,000.00	00.00	70,000,000.00	45,300,337.00	34,526,657.00	10,773,680.00	27,624,657.00	26,749,257.00	875,400.00	27,624,657.00	00.00
210204005002	MANTENIMIENTO DE BIENES MUEBLES EQUIPOS Y ENSERES / RENTAS CEDIDAS	70,000,000.00	00.00	70,000,000.00	45,300,337.00	34,526,657.00	10,773,680.00	27,624,657.00	26,749,257.00	875,400.00	27,624,657.00	00.00
210204005003	MANTENIMIENTO EQUIPO DE	18,000,000.00	00.00	18,000,000.00	17,969,728.00	17,969,728.00	00.00	00.00	00.00	00.00	00.00	00.00
210204005003	MANTENIMIENTO EQUIPO DE COMUNICACIÓN Y COMPUTACIÓN / RENTAS CEDIDAS	18,000,000.00	00.00	18,000,000.00	17,969,728.00	17,969,728.00	00.00	00.00	00.00	00.00	00.00	00.00
210204005004	SERVICIO DE CAFETERIA Y	30,000,000.00	00.00	30,000,000.00	21,400,000.00	12,151,099.00	9,248,901.00	12,151,099.00	10,373,659.00	1,777,440.00	12,151,099.00	00.00
210204005004	SERVICIO DE CAFETERIA Y RESTAURANTE / RENTAS CEDIDAS	30,000,000.00	00.00	30,000,000.00	21,400,000.00	12,151,099.00	9,248,901.00	12,151,099.00	10,373,659.00	1,777,440.00	12,151,099.00	00.00
210204005005	SERVICIO DE SEGURIDAD Y	320,000,000.00	00.00	320,000,000.00	303,173,284.00	303,173,284.00	00.00	131,492,362.00	88,572,134.00	42,920,228.00	131,492,362.00	00.00
210204005005	SERVICIO DE SEGURIDAD Y VIGILANCIA / RENTAS CEDIDAS	320,000,000.00	00.00	320,000,000.00	303,173,284.00	303,173,284.00	00.00	131,492,362.00	88,572,134.00	42,920,228.00	131,492,362.00	00.00
210204005006	MANTENIMIENTO DE OTROS	00.00	00.00	00.00	00.00	00.00	00.00	00.00	00.00	00.00	00.00	00.00
210204005007	MANTENIMIENTO DE SOFTWARE	72,000,000.00	56,000,000.00	128,000,000.00	75,982,300.00	75,982,300.00	00.00	37,991,150.00	24,991,150.00	00.00	24,991,150.00	13,000,000.00
210204005007	MANTENIMIENTO DE SOFTWARE / RENTAS CEDIDAS	72,000,000.00	56,000,000.00	128,000,000.00	75,982,300.00	75,982,300.00	00.00	37,991,150.00	24,991,150.00	00.00	24,991,150.00	13,000,000.00
210204006	COMUNICACIÓN Y TRANSPORTE	110,000,000.00	11,500,000.00	121,500,000.00	116,398,556.00	112,807,459.00	3,591,097.00	56,808,181.00	30,585,192.00	26,222,989.00	56,808,181.00	00.00
210204006001	CORREO	6,000,000.00	00.00	6,000,000.00	6,000,000.00	6,000,000.00	00.00	00.00	00.00	00.00	00.00	00.00
210204006001	CORREO / RENTAS CEDIDAS	6,000,000.00	00.00	6,000,000.00	6,000,000.00	6,000,000.00	00.00	00.00	00.00	00.00	00.00	00.00
210204006002	SERVICIO DE TRANSMISION DE	100,000,000.00	00.00	100,000,000.00	99,998,556.00	99,998,556.00	00.00	49,999,278.00	24,999,639.00	24,999,639.00	49,999,278.00	00.00
210204006002	SERVICIO DE TRANSMISIÓN DE INFORMACIÓN / RENTAS CEDIDAS	100,000,000.00	00.00	100,000,000.00	99,998,556.00	99,998,556.00	00.00	49,999,278.00	24,999,639.00	24,999,639.00	49,999,278.00	00.00
210204006003	OTROS COMUNICACIONES Y	4,000,000.00	11,500,000.00	15,500,000.00	10,400,000.00	6,808,903.00	3,591,097.00	6,808,903.00	5,585,553.00	1,223,350.00	6,808,903.00	00.00
210204006003	OTROS COMUNICACIONES Y TRANSPORTE / RENTAS CEDIDAS	4,000,000.00	11,500,000.00	15,500,000.00	10,400,000.00	6,808,903.00	3,591,097.00	6,808,903.00	5,585,553.00	1,223,350.00	6,808,903.00	00.00
210204007	IMPRESOS Y PUBLICACIONES	10,000,000.00	00.00	10,000,000.00	4,433,933.00	1,090,395.00	3,343,538.00	1,090,395.00	845,545.00	244,850.00	1,090,395.00	00.00

EJECUCION PRESUPUESTAL DE GASTOS
CORRESPONDIENTE AL MES DE SEPTIEMBRE DE 2019

RUBRO	DESCRIPCION	APROPIACION INICIAL	MODIFICACIONES	APROPIACION VIGENTE	DISPONIBILIDADES	COMPROMISOS	DISPONIBILIDADES ABIERTAS	OBLIGACIONES	PAGOS ANTERIORES	PAGOS DEL MES	PAGOS ACUMULADOS	OBLIGACIONES POR PAGAR
		1	2	3	4	5	6= (4-5)	7	8	9	10 = (8+9)	11=(7-10)
210204007002	OTROS GASTOS POR IMPRESOS Y PUBLICACIONES	10,000,000.00	00.00	10,000,000.00	4,433,933.00	1,090,395.00	3,343,538.00	1,090,395.00	845,545.00	244,850.00	1,090,395.00	00.00
210204007002	OTROS GASTOS POR IMPRESOS Y PUBLICACIONES / RENTAS CEDIDAS	10,000,000.00	00.00	10,000,000.00	4,433,933.00	1,090,395.00	3,343,538.00	1,090,395.00	845,545.00	244,850.00	1,090,395.00	00.00
210204008	SERVICIOS PÚBLICOS	215,485,041.00	10,000,000.00	225,485,041.00	143,493,887.00	143,493,887.00	00.00	143,493,887.00	125,930,369.00	17,563,518.00	143,493,887.00	00.00
210204008001	ACUEDUCTO Y ALCANTARILLADO	45,461,982.00	00.00	45,461,982.00	22,759,775.00	22,759,775.00	00.00	22,759,775.00	20,039,359.00	2,720,416.00	22,759,775.00	00.00
210204008001	ACUEDUCTO Y ALCANTARILLADO / RENTAS CEDIDAS	45,461,982.00	00.00	45,461,982.00	22,759,775.00	22,759,775.00	00.00	22,759,775.00	20,039,359.00	2,720,416.00	22,759,775.00	00.00
210204008002	ENERGIA	135,867,869.00	00.00	135,867,869.00	98,531,198.35	98,531,198.35	00.00	98,531,198.35	86,022,869.35	12,508,329.00	98,531,198.35	00.00
210204008002	ENERGIA / RENTAS CEDIDAS	135,867,869.00	00.00	135,867,869.00	98,531,198.35	98,531,198.35	00.00	98,531,198.35	86,022,869.35	12,508,329.00	98,531,198.35	00.00
210204008003	TELEFONIA MOVIL CELULAR	4,573,200.00	00.00	4,573,200.00	3,455,559.00	3,455,559.00	00.00	3,455,559.00	3,071,608.00	383,951.00	3,455,559.00	00.00
210204008003	TELEFONIA MOVIL CELULAR / RENTAS CEDIDAS	4,573,200.00	00.00	4,573,200.00	3,455,559.00	3,455,559.00	00.00	3,455,559.00	3,071,608.00	383,951.00	3,455,559.00	00.00
210204008004	TELÉFONO FAX Y OTROS	22,705,634.00	00.00	22,705,634.00	13,092,456.00	13,092,456.00	00.00	13,092,456.00	11,711,434.00	1,381,022.00	13,092,456.00	00.00
210204008004	TELÉFONO FAX Y OTROS / RENTAS CEDIDAS	22,705,634.00	00.00	22,705,634.00	13,092,456.00	13,092,456.00	00.00	13,092,456.00	11,711,434.00	1,381,022.00	13,092,456.00	00.00
210204008005	OTROS SERVICIOS PÚBLICOS	6,876,356.00	10,000,000.00	16,876,356.00	5,654,898.65	5,654,898.65	00.00	5,654,898.65	5,085,098.65	569,800.00	5,654,898.65	00.00
210204008005	OTROS SERVICIOS PÚBLICOS / RENTAS CEDIDAS	6,876,356.00	10,000,000.00	16,876,356.00	5,654,898.65	5,654,898.65	00.00	5,654,898.65	5,085,098.65	569,800.00	5,654,898.65	00.00
210204009	SEGUROS	237,117,503.00	20,000,000.00	257,117,503.00	228,376,788.00	228,376,788.00	00.00	209,881,866.00	33,952,597.00	175,929,269.00	209,881,866.00	00.00
210204009001	SEGURO DE VIDA	00.00	00.00	00.00	00.00	00.00	00.00	00.00	00.00	00.00	00.00	00.00
210204009002	SEGURO DE RESPONSABILIDAD CIVIL	00.00	00.00	00.00	00.00	00.00	00.00	00.00	00.00	00.00	00.00	00.00
210204009003	OTROS SEGUROS	237,117,503.00	20,000,000.00	257,117,503.00	228,376,788.00	228,376,788.00	00.00	209,881,866.00	33,952,597.00	175,929,269.00	209,881,866.00	00.00
210204009003	OTROS SEGUROS / RENTAS CEDIDAS	237,117,503.00	20,000,000.00	257,117,503.00	228,376,788.00	228,376,788.00	00.00	209,881,866.00	33,952,597.00	175,929,269.00	209,881,866.00	00.00
210204010	ARRENDAMIENTOS	13,200,000.00	3,000,000.00	16,200,000.00	5,600,000.00	1,014,325.00	4,585,675.00	1,014,325.00	901,625.00	112,700.00	1,014,325.00	00.00
210204010001	ARRENDAMIENTOS BIENES INMUEBLES	00.00	3,000,000.00	3,000,000.00	00.00	00.00	00.00	00.00	00.00	00.00	00.00	00.00
210204010001	ARRENDAMIENTOS BIENES INMUEBLES / RENTAS CEDIDAS	00.00	3,000,000.00	3,000,000.00	00.00	00.00	00.00	00.00	00.00	00.00	00.00	00.00
210204010002	ARRENDAMIENTO DE BIENES	13,200,000.00	00.00	13,200,000.00	5,600,000.00	1,014,325.00	4,585,675.00	1,014,325.00	901,625.00	112,700.00	1,014,325.00	00.00
210204010002	ARRENDAMIENTO DE BIENES MUEBLES / RENTAS CEDIDAS	13,200,000.00	00.00	13,200,000.00	5,600,000.00	1,014,325.00	4,585,675.00	1,014,325.00	901,625.00	112,700.00	1,014,325.00	00.00
210204011	VIÁTICOS Y GASTOS DE VIAJE	116,000,000.00	(2,500,000.00)	113,500,000.00	33,431,348.23	26,519,916.23	6,911,432.00	26,519,916.23	22,939,219.23	3,580,697.00	26,519,916.23	00.00
210204011001	VIÁTICOS Y GASTOS DE VIAJE AL INTERIOR	116,000,000.00	(2,500,000.00)	113,500,000.00	33,431,348.23	26,519,916.23	6,911,432.00	26,519,916.23	22,939,219.23	3,580,697.00	26,519,916.23	00.00
210204011001	VIÁTICOS Y GASTOS DE VIAJE AL INTERIOR / RENTAS CEDIDAS	116,000,000.00	(2,500,000.00)	113,500,000.00	33,431,348.23	26,519,916.23	6,911,432.00	26,519,916.23	22,939,219.23	3,580,697.00	26,519,916.23	00.00
210204012	GASTOS LEGALES	00.00	2,000,000.00	2,000,000.00	2,000,000.00	654,183.00	1,345,817.00	654,183.00	634,287.00	19,896.00	654,183.00	00.00
210204012001	GASTOS LEGALES	00.00	2,000,000.00	2,000,000.00	2,000,000.00	654,183.00	1,345,817.00	654,183.00	634,287.00	19,896.00	654,183.00	00.00
210204012001	GASTOS LEGALES / RENTAS CEDIDAS	00.00	2,000,000.00	2,000,000.00	2,000,000.00	654,183.00	1,345,817.00	654,183.00	634,287.00	19,896.00	654,183.00	00.00
210204013	CAPACITACIÓN BIENESTAR	344,203,436.00	00.00	344,203,436.00	316,797,398.00	316,797,398.00	00.00	56,648,433.00	14,757,296.00	2,484,348.00	17,241,644.00	39,406,789.00
210204013001	SERVICIOS DE BIENESTAR SOCIAL	309,203,436.00	00.00	309,203,436.00	307,628,050.00	307,628,050.00	00.00	48,859,085.00	9,452,296.00	00.00	9,452,296.00	39,406,789.00
210204013001	SERVICIOS DE BIENESTAR SOCIAL / RENTAS CEDIDAS	309,203,436.00	00.00	309,203,436.00	307,628,050.00	307,628,050.00	00.00	48,859,085.00	9,452,296.00	00.00	9,452,296.00	39,406,789.00
210204013002	SERVICIOS DE CAPACITACIÓN	35,000,000.00	00.00	35,000,000.00	9,169,348.00	9,169,348.00	00.00	7,789,348.00	5,305,000.00	2,484,348.00	7,789,348.00	00.00

fu

EJECUCION PRESUPUESTAL DE GASTOS
CORRESPONDIENTE AL MES DE SEPTIEMBRE DE 2019

RUBRO	DESCRIPCION	AFROPIACION INICIAL	MODIFICACIONES	AFROPIACION VIGENTE	DISPONIBILIDADES	COMPROMISOS	DISPONIBILIDADES ABIERTAS	OBLIGACIONES	PAGOS ANTERIORES	PAGOS DEL MES	PAGOS ACUMULADOS	OBLIGACIONES POR PAGAR
		1	2	3	4	5	6= (4-5)	7	8	9	10 = (8+9)	11=(7-10)
210204013002	SERVICIOS DE CAPACITACIÓN / RENTAS CEDIDAS	35,000,000.00	00.00	35,000,000.00	9,169,348.00	9,169,348.00	00.00	7,789,348.00	5,305,000.00	2,484,348.00	7,789,348.00	00.00
210204014	GASTOS FINANCIEROS	10,761,710.00	00.00	10,761,710.00	93,130.00	93,130.00	00.00	93,130.00	87,621.00	5,509.00	93,130.00	00.00
210204014001	COMISIONES BANCARIAS	10,761,710.00	00.00	10,761,710.00	93,130.00	93,130.00	00.00	93,130.00	87,621.00	5,509.00	93,130.00	00.00
210204014001	COMISIONES BANCARIAS / RENTAS CEDIDAS	10,761,710.00	00.00	10,761,710.00	93,130.00	93,130.00	00.00	93,130.00	87,621.00	5,509.00	93,130.00	00.00
210204015	OTROS GASTOS POR	42,122,339.00	00.00	42,122,339.00	00.00	00.00	00.00	00.00	00.00	00.00	00.00	00.00
210204015002	SALUD OCUPACIONAL	42,122,339.00	00.00	42,122,339.00	00.00	00.00	00.00	00.00	00.00	00.00	00.00	00.00
210204015002	SALUD OCUPACIONAL / RENTAS CEDIDAS	42,122,339.00	00.00	42,122,339.00	00.00	00.00	00.00	00.00	00.00	00.00	00.00	00.00
210204016	OTROS GASTOS POR	00.00	5,000,000.00	5,000,000.00	3,870,000.00	3,870,000.00	00.00	00.00	00.00	00.00	00.00	00.00
210204016002	AVALUO	00.00	5,000,000.00	5,000,000.00	3,870,000.00	3,870,000.00	00.00	00.00	00.00	00.00	00.00	00.00
210204016002	AVALUO / RENTAS CEDIDAS	00.00	5,000,000.00	5,000,000.00	3,870,000.00	3,870,000.00	00.00	00.00	00.00	00.00	00.00	00.00
2103	TRANSFERENCIAS	333,179,480.00	701,755,716.00	1,034,935,196.00	115,037,481.00	115,037,481.00	00.00	115,037,481.00	99,584,100.00	9,734,272.00	109,318,372.00	5,719,109.00
210301	CORRIENTES AL SECTOR PÚBLICO	29,045,732.00	1,043,000.00	30,088,732.00	30,088,196.00	30,088,196.00	00.00	30,088,196.00	22,094,033.00	7,994,163.00	30,088,196.00	00.00
210301001	CONTRALORIA DEPARTAMENTAL	29,045,732.00	1,043,000.00	30,088,732.00	30,088,196.00	30,088,196.00	00.00	30,088,196.00	22,094,033.00	7,994,163.00	30,088,196.00	00.00
210301001	CONTRALORIA DEPARTAMENTAL / RENTAS CEDIDAS	29,045,732.00	1,043,000.00	30,088,732.00	30,088,196.00	30,088,196.00	00.00	30,088,196.00	22,094,033.00	7,994,163.00	30,088,196.00	00.00
210301002	DEVOLUCIONES	00.00	00.00	00.00	00.00	00.00	00.00	00.00	00.00	00.00	00.00	00.00
210302	DE CAPITAL	00.00	00.00	00.00	00.00	00.00	00.00	00.00	00.00	00.00	00.00	00.00
210303	DE PREVISION Y SEGURIDAD SOCIAL	304,133,748.00	632,015,069.00	936,148,817.00	84,949,285.00	84,949,285.00	00.00	84,949,285.00	77,490,067.00	1,740,109.00	79,230,176.00	5,719,109.00
21030301	DE PREVISION Y SEGURIDAD SOCIAL	304,133,748.00	632,015,069.00	936,148,817.00	84,949,285.00	84,949,285.00	00.00	84,949,285.00	77,490,067.00	1,740,109.00	79,230,176.00	5,719,109.00
21030301001	PENSIONES DE JUBILACIÓN	121,816,650.00	00.00	121,816,650.00	84,369,087.00	84,369,087.00	00.00	84,369,087.00	76,909,869.00	1,740,109.00	78,649,978.00	5,719,109.00
21030301001	PENSIONES DE JUBILACIÓN / RENTAS CEDIDAS	121,816,650.00	00.00	121,816,650.00	84,369,087.00	84,369,087.00	00.00	84,369,087.00	76,909,869.00	1,740,109.00	78,649,978.00	5,719,109.00
21030301002	CUOTAS PARTES PENSIONALES	00.00	500,000,000.00	500,000,000.00	00.00	00.00	00.00	00.00	00.00	00.00	00.00	00.00
21030301002	CUOTAS PARTES PENSIONALES / RECURSOS PROPIOS	00.00	500,000,000.00	500,000,000.00	00.00	00.00	00.00	00.00	00.00	00.00	00.00	00.00
21030301004	INTERESES DE CESANTIAS	18,462,546.00	248,839.00	18,711,385.00	17,263.00	17,263.00	00.00	17,263.00	17,263.00	00.00	17,263.00	00.00
21030301004	INTERESES DE CESANTIAS / RENTAS CEDIDAS	18,462,546.00	248,839.00	18,711,385.00	17,263.00	17,263.00	00.00	17,263.00	17,263.00	00.00	17,263.00	00.00
21030301005	AUXILIO FUNERARIO	10,000,000.00	00.00	10,000,000.00	00.00	00.00	00.00	00.00	00.00	00.00	00.00	00.00
21030301005	AUXILIO FUNERARIO / RENTAS CEDIDAS	10,000,000.00	00.00	10,000,000.00	00.00	00.00	00.00	00.00	00.00	00.00	00.00	00.00
21030301006	FONDOS ADMINISTRADORES DE	145,854,552.00	129,766,230.00	275,620,782.00	562,935.00	562,935.00	00.00	562,935.00	562,935.00	00.00	562,935.00	00.00
21030301006	FONDOS ADMINISTRADORES DE CESANTIAS PRIVADOS / RENTAS CEDIDAS	145,854,552.00	(60,233,770.00)	85,620,782.00	562,935.00	562,935.00	00.00	562,935.00	562,935.00	00.00	562,935.00	00.00
21030301006	FONDOS ADMINISTRADORES DE CESANTIAS PRIVADOS / RECURSOS PROPIOS	00.00	190,000,000.00	190,000,000.00	00.00	00.00	00.00	00.00	00.00	00.00	00.00	00.00
21030301007	FONDOS ADMINISTRADORES	8,000,000.00	2,000,000.00	10,000,000.00	00.00	00.00	00.00	00.00	00.00	00.00	00.00	00.00
21030301007	FONDOS ADMINISTRADORES DE CESANTIAS PUBLICOS / RENTAS CEDIDAS	8,000,000.00	(8,000,000.00)	00.00	00.00	00.00	00.00	00.00	00.00	00.00	00.00	00.00

EJECUCION PRESUPUESTAL DE GASTOS
CORRESPONDIENTE AL MES DE SEPTIEMBRE DE 2019

RUBRO	DESCRIPCION	APROPIACION INICIAL	MODIFICACIONES	APROPIACION VIGENTE	DISPONIBILIDADES	COMPROMISOS	DISPONIBILIDADES ABIERTAS	OBLIGACIONES	PAGOS ANTERIORES	PAGOS DEL MES	PAGOS ACUMULADOS	OBLIGACIONES POR PAGAR
		1	2	3	4	5	6= (4-5)	7	8	9	10 = (8+9)	11=(7-10)
21030301007	FONDOS ADMINISTRADORES DECESANTIAS PUBLICOS / RECURSOS PROPIOS	00.00	10,000,000.00	10,000,000.00	00.00	00.00	00.00	00.00	00.00	00.00	00.00	00.00
210304	OTRAS TRANSFERENCIAS	00.00	68,697,647.00	68,697,647.00	00.00	00.00	00.00	00.00	00.00	00.00	00.00	00.00
21030401	SENTENCIAS Y CONCILIACIONES	00.00	68,697,647.00	68,697,647.00	00.00	00.00	00.00	00.00	00.00	00.00	00.00	00.00
22	SERVICIO A LA DEUDA	00.00	00.00	00.00	00.00	00.00	00.00	00.00	00.00	00.00	00.00	00.00
2201	OBLIGACIONES CONTINGENTES	00.00	00.00	00.00	00.00	00.00	00.00	00.00	00.00	00.00	00.00	00.00
23	GASTOS DE INVERSIÓN	8,875,575,524.00	9,243,971,811.00	18,119,547,335.00	15,180,535,748.00	15,041,741,849.00	138,793,900.00	10,240,587,902.00	8,595,853,491.00	1,632,147,648.00	10,228,001,139.00	12,586,763.00
2301	GASTOS DE PERSONAL	5,081,276,971.00	(23,635,054.00)	5,057,641,917.00	3,009,592,917.00	3,009,592,917.00	00.00	3,009,592,917.00	2,680,752,809.00	324,956,627.00	3,005,709,436.00	3,883,481.00
230101	SERVICIOS PERSONALES ASOCIADOS A NÓMINA (OPE)	3,766,414,178.00	44,205,621.00	3,810,619,799.00	2,357,398,695.00	2,357,398,695.00	00.00	2,357,398,695.00	2,101,508,287.00	252,801,127.00	2,354,309,414.00	3,089,281.00
23010101	SUELDOS DE PERSONAL DE NÓMINA	2,844,367,893.00	31,809,862.00	2,876,177,755.00	2,000,068,111.00	2,000,068,111.00	00.00	2,000,068,111.00	1,772,023,750.00	225,511,306.00	1,997,535,056.00	2,533,055.00
23010101001	SUELDOS	2,844,367,893.00	31,809,862.00	2,876,177,755.00	2,000,068,111.00	2,000,068,111.00	00.00	2,000,068,111.00	1,772,023,750.00	225,511,306.00	1,997,535,056.00	2,533,055.00
23010101001	SUELDOS / MINPROTECCION ETV	428,275,118.00	11,154,538.00	439,429,656.00	425,213,650.00	425,213,650.00	00.00	425,213,650.00	00.00	00.00	425,213,650.00	00.00
23010101001	SUELDOS / S.G.P. CSF	2,416,092,775.00	20,655,324.00	2,436,748,099.00	1,574,854,461.00	1,574,854,461.00	00.00	1,574,854,461.00	1,346,810,100.00	225,511,306.00	1,572,321,406.00	2,533,055.00
23010104	PRIMA TECNICA	29,204,365.00	278,136.00	29,482,501.00	19,875,195.00	19,875,195.00	00.00	19,875,195.00	19,179,853.00	695,342.00	19,875,195.00	00.00
23010104001	PRIMA TECNICA SALARIAL	29,204,365.00	278,136.00	29,482,501.00	19,875,195.00	19,875,195.00	00.00	19,875,195.00	19,179,853.00	695,342.00	19,875,195.00	00.00
23010104001	PRIMA TECNICA SALARIAL / S.G.P. CSF	29,204,365.00	278,136.00	29,482,501.00	19,875,195.00	19,875,195.00	00.00	19,875,195.00	19,179,853.00	695,342.00	19,875,195.00	00.00
23010105	OTROS	873,161,920.00	20,117,623.00	893,279,543.00	330,019,322.00	330,019,322.00	00.00	330,019,322.00	303,423,734.00	26,039,362.00	329,463,096.00	556,226.00
23010105001	BONIFICACIÓN ESPECIAL DE RECREACIÓN	15,802,044.00	150,496.00	15,952,540.00	8,216,132.00	8,216,132.00	00.00	8,216,132.00	7,236,916.00	979,216.00	8,216,132.00	00.00
23010105001	BONIFICACIÓN ESPECIAL DE RECREACIÓN / MINPROTECCION ETV	3,753,147.00	35,744.00	3,788,891.00	2,106,634.00	2,106,634.00	00.00	2,106,634.00	1,918,770.00	187,864.00	2,106,634.00	00.00
23010105001	BONIFICACIÓN ESPECIAL DE RECREACIÓN / S.G.P. CSF	12,048,897.00	114,752.00	12,163,649.00	6,109,498.00	6,109,498.00	00.00	6,109,498.00	5,318,146.00	791,352.00	6,109,498.00	00.00
23010105002	BONIFICACION SERVICIOS	94,117,713.00	7,989,535.00	102,107,248.00	70,233,646.00	70,233,646.00	00.00	70,233,646.00	60,343,381.00	9,890,265.00	70,233,646.00	00.00
23010105002	BONIFICACION SERVICIOS PRESTADOS / MINPROTECCION ETV	26,410,321.00	251,524.00	26,661,845.00	19,389,868.00	19,389,868.00	00.00	19,389,868.00	16,840,478.00	2,549,390.00	19,389,868.00	00.00
23010105002	BONIFICACION SERVICIOS PRESTADOS / S.G.P. CSF	67,707,392.00	7,738,011.00	75,445,403.00	50,843,778.00	50,843,778.00	00.00	50,843,778.00	43,502,903.00	7,340,875.00	50,843,778.00	00.00
23010105003	SUBSIDIO ALIMENTACION	35,772,433.00	2,258,000.00	38,028,433.00	23,353,969.00	23,353,969.00	00.00	23,353,969.00	20,763,395.00	2,590,574.00	23,353,969.00	00.00
23010105003	SUBSIDIO ALIMENTACION / MINPROTECCION ETV	21,311,237.00	1,344,000.00	22,655,237.00	13,540,922.00	13,540,922.00	00.00	13,540,922.00	12,019,274.00	1,521,648.00	13,540,922.00	00.00
23010105003	SUBSIDIO ALIMENTACION / S.G.P. CSF	14,461,196.00	912,000.00	15,373,196.00	9,813,047.00	9,813,047.00	00.00	9,813,047.00	8,744,121.00	1,068,926.00	9,813,047.00	00.00
23010105004	AUXILIO DE TRANSPORTE	52,238,554.00	2,492,880.00	54,731,434.00	36,060,351.00	36,060,351.00	00.00	36,060,351.00	32,062,632.00	3,997,719.00	36,060,351.00	00.00
23010105004	AUXILIO DE TRANSPORTE / MINPROTECCION ETV	31,120,841.00	1,485,120.00	32,605,961.00	20,916,880.00	20,916,880.00	00.00	20,916,880.00	18,568,705.00	2,348,175.00	20,916,880.00	00.00
23010105004	AUXILIO DE TRANSPORTE / S.G.P. CSF	21,117,713.00	1,007,760.00	22,125,473.00	15,143,471.00	15,143,471.00	00.00	15,143,471.00	13,493,927.00	1,649,544.00	15,143,471.00	00.00
23010105005	PRIMA DE SERVICIO	126,993,502.00	1,375,525.00	128,369,027.00	118,716,185.00	118,716,185.00	00.00	118,716,185.00	118,159,959.00	00.00	118,159,959.00	556,226.00
23010105005	PRIMA DE SERVICIO / MINPROTECCION ETV	31,179,645.00	396,439.00	31,576,084.00	29,844,746.00	29,844,746.00	00.00	29,844,746.00	29,844,746.00	00.00	29,844,746.00	00.00
23010105005	PRIMA DE SERVICIO / S.G.P. CSF	95,813,857.00	979,086.00	96,792,943.00	88,871,439.00	88,871,439.00	00.00	88,871,439.00	88,315,213.00	00.00	88,315,213.00	556,226.00
23010105006	PRIMA DE VACACIONES	134,755,141.00	1,463,293.00	136,218,434.00	72,130,857.00	72,130,857.00	00.00	72,130,857.00	63,549,269.00	8,581,588.00	72,130,857.00	00.00
23010105006	PRIMA DE VACACIONES / MINPROTECCION ETV	33,777,948.00	429,476.00	34,207,424.00	19,057,501.00	19,057,501.00	00.00	19,057,501.00	17,294,391.00	1,763,110.00	19,057,501.00	00.00

70

EJECUCION PRESUPUESTAL DE GASTOS
CORRESPONDIENTE AL MES DE SEPTIEMBRE DE 2019

RUBRO	DESCRIPCION	APROPIACION INICIAL	MODIFICACIONES	APROPIACION VIGENTE	DISPONIBILIDADES	COMPROMISOS	DISPONIBILIDADES ABIERTAS	OBLIGACIONES	PAGOS ANTERIORES	PAGOS DEL MES	PAGOS ACUMULADOS	OBLIGACIONES POR PAGAR
		1	2	3	4	5	6= (4-5)	7	8	9	10 = (8+9)	11=(7-10)
23010105006	PRIMA DE VACACIONES / S.G.P. CSF	100,977,193.00	1,033,817.00	102,011,010.00	53,073,356.00	53,073,356.00	00.00	53,073,356.00	46,254,878.00	6,818,478.00	53,073,356.00	00.00
23010105007	PRIMA DE NAVIDAD	286,489,031.00	3,014,369.00	289,503,400.00	1,308,182.00	1,308,182.00	00.00	1,308,182.00	1,308,182.00	00.00	1,308,182.00	00.00
23010105007	PRIMA DE NAVIDAD / MINPROTECCION ETV	70,477,573.00	806,868.00	71,284,441.00	839,360.00	839,360.00	00.00	839,360.00	839,360.00	00.00	839,360.00	00.00
23010105007	PRIMA DE NAVIDAD / S.G.P. CSF	216,011,458.00	2,207,501.00	218,218,959.00	468,822.00	468,822.00	00.00	468,822.00	468,822.00	00.00	468,822.00	00.00
23010105008	PRIMAS EXTRA	126,993,502.00	1,375,525.00	128,369,027.00	00.00	00.00	00.00	00.00	00.00	00.00	00.00	00.00
23010105008	PRIMAS EXTRA / MINPROTECCION ETV	31,179,645.00	396,439.00	31,576,084.00	00.00	00.00	00.00	00.00	00.00	00.00	00.00	00.00
23010105008	PRIMAS EXTRA / S.G.P. CSF	95,813,857.00	979,086.00	96,792,943.00	00.00	00.00	00.00	00.00	00.00	00.00	00.00	00.00
23010109	HORAS EXTRAS DIAS FESTIVOS	19,680,000.00	(8,000,000.00)	11,680,000.00	7,436,067.00	7,436,067.00	00.00	7,436,067.00	6,880,950.00	555,117.00	7,436,067.00	00.00
23010109001	RECARGOS NOCTURNOS Y FESTIVOS	19,680,000.00	(8,000,000.00)	11,680,000.00	7,436,067.00	7,436,067.00	00.00	7,436,067.00	6,880,950.00	555,117.00	7,436,067.00	00.00
23010109001	RECARGOS NOCTURNOS Y FESTIVOS / MINPROTECCION ETV	00.00	00.00	00.00	00.00	00.00	00.00	00.00	00.00	00.00	00.00	00.00
23010109002	INDEMNIZACION POR	00.00	00.00	00.00	00.00	00.00	00.00	00.00	00.00	00.00	00.00	00.00
230102	SERVICIOS PERSONALES INDIRECTOS	00.00	00.00	00.00	00.00	00.00	00.00	00.00	00.00	00.00	00.00	00.00
23010201	GASTOS DE PERSONAL SUPERNUMERARIO	00.00	00.00	00.00	00.00	00.00	00.00	00.00	00.00	00.00	00.00	00.00
23010202	HONORARIOS	00.00	00.00	00.00	00.00	00.00	00.00	00.00	00.00	00.00	00.00	00.00
23010203	REMUNERACION POR SERVICIOS TECNICOS	00.00	00.00	00.00	00.00	00.00	00.00	00.00	00.00	00.00	00.00	00.00
230105	CONTRIBUCIONES INHERENTES A LA NOMINA SECTOR PRIVADO Y PÚBLICO	1,314,862,793.00	(67,840,675.00)	1,247,022,118.00	652,194,222.00	652,194,222.00	00.00	652,194,222.00	572,244,522.00	72,155,500.00	651,400,022.00	794,200.00
23010501	ADMINISTRADAS POR EL SECTOR PRIVADO	767,024,875.00	(20,348,113.00)	746,676,762.00	334,218,422.00	334,218,422.00	00.00	334,218,422.00	296,583,622.00	36,840,500.00	333,424,222.00	794,200.00
23010501001	CAJAS DE COMPENSACION PRIVADAS	142,766,401.00	(15,000,000.00)	127,766,401.00	92,576,100.00	92,576,100.00	00.00	92,576,100.00	82,644,500.00	5,891,600.00	92,576,100.00	00.00
23010501001	CAJAS DE COMPENSACION PRIVADAS / MINPROTECCION ETV	43,119,990.00	(15,000,000.00)	28,119,990.00	22,571,500.00	22,571,500.00	00.00	22,571,500.00	20,191,900.00	2,379,700.00	22,571,500.00	00.00
23010501001	CAJAS DE COMPENSACION PRIVADAS / S.G.P. CSF	99,646,411.00	00.00	99,646,411.00	70,004,600.00	70,004,600.00	00.00	70,004,600.00	62,492,700.00	7,511,900.00	70,004,600.00	00.00
23010501002	FONDOS ADMINISTRADORES DE	253,929,071.00	9,651,887.00	263,580,958.00	1,679,722.00	1,679,722.00	00.00	1,679,722.00	1,679,722.00	00.00	1,679,722.00	00.00
23010501002	FONDOS ADMINISTRADORES DE CESANTIAS PRIVADOS / MINPROTECCION ETV	84,115,839.00	7,831,840.00	91,947,679.00	1,030,626.00	1,030,626.00	00.00	1,030,626.00	1,030,626.00	00.00	1,030,626.00	00.00
23010501002	FONDOS ADMINISTRADORES DE CESANTIAS PRIVADOS / S.G.P. CSF	169,813,232.00	1,820,047.00	171,633,279.00	649,096.00	649,096.00	00.00	649,096.00	649,096.00	00.00	649,096.00	00.00
23010501003	FONDOS ADMINISTRADORES DE	107,585,576.00	(10,000,000.00)	97,585,576.00	64,529,400.00	64,529,400.00	00.00	64,529,400.00	57,375,800.00	7,153,600.00	64,529,400.00	00.00
23010501003	FONDOS ADMINISTRADORES DE PENSIONES PRIVADOS / MINPROTECCION ETV	28,700,000.00	(10,000,000.00)	18,700,000.00	13,177,500.00	13,177,500.00	00.00	13,177,500.00	11,804,900.00	1,372,600.00	13,177,500.00	00.00
23010501003	FONDOS ADMINISTRADORES DE PENSIONES PRIVADOS / S.G.P. CSF	78,885,576.00	00.00	78,885,576.00	51,351,900.00	51,351,900.00	00.00	51,351,900.00	45,570,900.00	5,781,000.00	51,351,900.00	00.00
23010501004	EMPRESAS PRIVADAS	205,926,447.00	(5,000,000.00)	200,926,447.00	142,509,100.00	142,509,100.00	00.00	142,509,100.00	126,733,500.00	15,775,600.00	142,509,100.00	00.00
23010501004	EMPRESAS PRIVADAS PROMOTORAS DE SALUD / MINPROTECCION ETV	43,340,831.00	(5,000,000.00)	38,340,831.00	32,794,500.00	32,794,500.00	00.00	32,794,500.00	29,249,200.00	3,545,300.00	32,794,500.00	00.00

EJECUCION PRESUPUESTAL DE GASTOS
CORRESPONDIENTE AL MES DE SEPTIEMBRE DE 2019

RUBRO	DESCRIPCION	APROPICIACION INICIAL	MODIFICACIONES	APROPICIACION VIGENTE	DISPONIBILIDADES	COMPROMISOS	DISPONIBILIDADES ABIERTAS	OBLIGACIONES	PAGOS ANTERIORES	PAGOS DEL MES	PAGOS ACUMULADOS	OBLIGACIONES POR PAGAR
		1	2	3	4	5	6= (4-5)	7	8	9	10 = (8+9)	11=(7-10)
23010501004	EMPRESAS PRIVADAS PROMOTORAS DE SALUD / S.G.P. CSF	162,585,616.00	00.00	162,585,616.00	109,714,600.00	109,714,600.00	00.00	109,714,600.00	97,484,300.00	12,230,300.00	109,714,600.00	00.00
23010501005	ADMINISTRADORAS PRIVADAS DE APORTES PARA ACCIDENTES DE TRABAJO Y ENFERMEDADES	56,817,380.00	00.00	56,817,380.00	32,924,100.00	32,924,100.00	00.00	32,924,100.00	28,110,100.00	4,019,800.00	32,129,900.00	794,200.00
23010501005	ADMINISTRADORAS PRIVADAS DE APORTES PARA ACCIDENTES DE TRABAJO Y ENFERMEDADES PROFESIONALES / MINPR	29,492,563.00	00.00	29,492,563.00	10,507,400.00	10,507,400.00	00.00	10,507,400.00	9,279,200.00	1,228,200.00	10,507,400.00	00.00
23010501005	ADMINISTRADORAS PRIVADAS DE APORTES PARA ACCIDENTES DE TRABAJO Y ENFERMEDADES PROFESIONALES / S.G.P	27,324,817.00	00.00	27,324,817.00	22,416,700.00	22,416,700.00	00.00	22,416,700.00	18,830,900.00	2,791,600.00	21,622,500.00	794,200.00
23010502	ADMINISTRADAS POR EL SECTOR	547,837,918.00	(47,492,562.00)	500,345,356.00	317,975,800.00	317,975,800.00	00.00	317,975,800.00	282,660,900.00	35,314,900.00	317,975,800.00	00.00
23010502002	APORTES AL ICBF	106,241,861.00	(5,000,000.00)	101,241,861.00	69,431,200.00	69,431,200.00	00.00	69,431,200.00	62,011,500.00	7,419,700.00	69,431,200.00	00.00
23010502002	APORTES AL ICBF / MINPROTECCION ETV	31,507,053.00	(5,000,000.00)	26,507,053.00	16,926,100.00	16,926,100.00	00.00	16,926,100.00	15,140,900.00	1,785,200.00	16,926,100.00	00.00
23010502002	APORTES AL ICBF / S.G.P. CSF	74,734,808.00	00.00	74,734,808.00	52,505,100.00	52,505,100.00	00.00	52,505,100.00	46,870,600.00	5,634,500.00	52,505,100.00	00.00
23010502003	APORTES AL SENA	71,278,678.00	(9,000,000.00)	62,278,678.00	46,308,500.00	46,308,500.00	00.00	46,308,500.00	41,358,600.00	4,949,900.00	46,308,500.00	00.00
23010502003	APORTES AL SENA / MINPROTECCION ETV	21,455,472.00	(9,000,000.00)	12,455,472.00	11,290,400.00	11,290,400.00	00.00	11,290,400.00	10,099,300.00	1,191,100.00	11,290,400.00	00.00
23010502003	APORTES AL SENA / S.G.P. CSF	49,823,206.00	00.00	49,823,206.00	35,018,100.00	35,018,100.00	00.00	35,018,100.00	31,259,300.00	3,758,800.00	35,018,100.00	00.00
23010502004	FONDOS ADMINISTRADORES DE	9,500,000.00	00.00	9,500,000.00	00.00	00.00	00.00	00.00	00.00	00.00	00.00	00.00
23010502004	FONDOS ADMINISTRADORES DE CESANTIAS PUBLICOS / MINPROTECCION ETV	9,500,000.00	00.00	9,500,000.00	00.00	00.00	00.00	00.00	00.00	00.00	00.00	00.00
23010502005	FONDOS ADMINISTRADORES DE	256,000,000.00	(4,000,000.00)	252,000,000.00	169,854,800.00	169,854,800.00	00.00	169,854,800.00	155,389,000.00	14,465,800.00	169,854,800.00	00.00
23010502005	FONDOS ADMINISTRADORES DE PENSIONES PUBLICOS / MINPROTECCION ETV	58,000,000.00	(4,000,000.00)	54,000,000.00	41,993,900.00	41,993,900.00	00.00	41,993,900.00	41,993,900.00	00.00	41,993,900.00	00.00
23010502005	FONDOS ADMINISTRADORES DE PENSIONES PUBLICOS / S.G.P. CSF	198,000,000.00	00.00	198,000,000.00	127,860,900.00	127,860,900.00	00.00	127,860,900.00	113,395,100.00	14,465,800.00	127,860,900.00	00.00
23010502006	EMPRESAS PUBLICAS	48,000,000.00	00.00	48,000,000.00	32,381,300.00	32,381,300.00	00.00	32,381,300.00	23,901,800.00	8,479,500.00	32,381,300.00	00.00
23010502006	EMPRESAS PUBLICAS PROMOTORAS DE SALUD / MINPROTECCION ETV	18,000,000.00	00.00	18,000,000.00	15,156,600.00	15,156,600.00	00.00	15,156,600.00	8,789,600.00	6,366,800.00	15,156,600.00	00.00
23010502006	EMPRESAS PUBLICAS PROMOTORAS DE SALUD / S.G.P. CSF	30,000,000.00	00.00	30,000,000.00	17,224,700.00	17,224,700.00	00.00	17,224,700.00	15,112,000.00	2,112,700.00	17,224,700.00	00.00
23010502007	ADMINISTRADORAS PRIVADAS DE APORTES PARA ACCIDENTES DE TRABAJO Y ENFERMEDADES	56,817,379.00	(29,492,562.00)	27,324,817.00	00.00	00.00	00.00	00.00	00.00	00.00	00.00	00.00
23010502007	ADMINISTRADORAS PRIVADAS DE APORTES PARA ACCIDENTES DE TRABAJO Y ENFERMEDADES PROFESIONALES / MINPR	29,492,562.00	(29,492,562.00)	00.00	00.00	00.00	00.00	00.00	00.00	00.00	00.00	00.00
23010502007	ADMINISTRADORAS PRIVADAS DE APORTES PARA ACCIDENTES DE TRABAJO Y ENFERMEDADES PROFESIONALES / S.G.P	27,324,817.00	00.00	27,324,817.00	00.00	00.00	00.00	00.00	00.00	00.00	00.00	00.00
2302	GASTOS GENERALES	707,425,090.00	201,411,226.00	908,836,316.00	608,061,878.00	554,885,831.00	53,176,047.00	440,408,155.00	386,312,615.00	54,095,540.00	440,408,155.00	00.00
23020001	IMPUESTOS Y CONTRIBUCIONES	00.00	00.00	00.00	00.00	00.00	00.00	00.00	00.00	00.00	00.00	00.00

EJECUCION PRESUPUESTAL DE GASTOS
CORRESPONDIENTE AL MES DE SEPTIEMBRE DE 2019

RUBRO	DESCRIPCION	APROPIACION INICIAL	MODIFICACIONES	APROPIACION VIGENTE	DISPONIBILIDADES	COMPROMISOS	DISPONIBILIDADES ABIERTAS	OBLIGACIONES	PAGOS ANTERIORES	PAGOS DEL MES	PAGOS ACUMULADOS	OBLIGACIONES POR PAGAR
		1	2	3	4	5	6= (4-5)	7	8	9	10 = (8+9)	11=(7-10)
23020001001	IMPUESTO DE VEHICULOS	00.00	00.00	00.00	00.00	00.00	00.00	00.00	00.00	00.00	00.00	00.00
23020001002	IMPUESTO PREDIAL	00.00	00.00	00.00	00.00	00.00	00.00	00.00	00.00	00.00	00.00	00.00
230203	IMPUESTOS MULTAS Y DEVOLUCIONES	00.00	00.00	00.00	00.00	00.00	00.00	00.00	00.00	00.00	00.00	00.00
230204	ADQUISICIÓN BIENES Y SERVICIOS	707,425,090.00	201,411,226.00	908,836,316.00	608,061,878.00	554,885,831.00	53,176,047.00	440,408,155.00	386,312,615.00	54,095,540.00	440,408,155.00	00.00
230204001	COMPRA DE EQUIPO	00.00	00.00	00.00	00.00	00.00	00.00	00.00	00.00	00.00	00.00	00.00
230204004	MATERIALES Y SUMINISTROS	35,990,000.00	26,306,612.00	62,296,612.00	00.00	00.00	00.00	00.00	00.00	00.00	00.00	00.00
230204004	MATERIALES Y SUMINISTROS / MINPROTECCION ETV	35,990,000.00	(17,752,197.00)	18,237,803.00	00.00	00.00	00.00	00.00	00.00	00.00	00.00	00.00
230204004	MATERIALES Y SUMINISTROS / S.G.P. CSF	00.00	44,058,809.00	44,058,809.00	00.00	00.00	00.00	00.00	00.00	00.00	00.00	00.00
230204005	MANTENIMIENTO	00.00	00.00	00.00	00.00	00.00	00.00	00.00	00.00	00.00	00.00	00.00
230204006	COMUNICACIÓN Y TRANSPORTE	80,000,000.00	(80,000,000.00)	00.00	00.00	00.00	00.00	00.00	00.00	00.00	00.00	00.00
230204006	COMUNICACION Y TRANSPORTE / S.G.P. CSF	80,000,000.00	(80,000,000.00)	00.00	00.00	00.00	00.00	00.00	00.00	00.00	00.00	00.00
230204007	IMPRESOS Y PUBLICACIONES	150,000,000.00	(38,870,898.00)	111,129,102.00	111,129,102.00	111,129,102.00	00.00	00.00	00.00	00.00	00.00	00.00
230204007	IMPRESOS Y PUBLICACIONES / S.G.P. CSF	150,000,000.00	(38,870,898.00)	111,129,102.00	111,129,102.00	111,129,102.00	00.00	00.00	00.00	00.00	00.00	00.00
230204008	SERVICIOS PÚBLICOS	00.00	00.00	00.00	00.00	00.00	00.00	00.00	00.00	00.00	00.00	00.00
230204010	ARRENDAMIENTOS	00.00	00.00	00.00	00.00	00.00	00.00	00.00	00.00	00.00	00.00	00.00
230204011	VIÁTICOS Y GASTOS DE VIAJE	441,435,090.00	293,975,512.00	735,410,602.00	496,932,776.00	443,756,729.00	53,176,047.00	440,408,155.00	386,312,615.00	54,095,540.00	440,408,155.00	00.00
230204011	VIÁTICOS Y GASTOS DE VIAJE / MINPROTECCION ETV	00.00	116,761,919.00	116,761,919.00	45,971,293.00	31,016,246.00	14,955,047.00	31,016,246.00	14,401,500.00	16,614,746.00	31,016,246.00	00.00
230204011	VIÁTICOS Y GASTOS DE VIAJE / S.G.P. CSF	441,435,090.00	177,213,593.00	618,648,683.00	450,961,483.00	412,740,483.00	38,221,000.00	409,391,909.00	371,911,115.00	37,480,794.00	409,391,909.00	00.00
230204014	COMISIONES BANCARIAS	00.00	00.00	00.00	00.00	00.00	00.00	00.00	00.00	00.00	00.00	00.00
2303	TRANSFERENCIAS	31,251,234.00	1,158,227.00	32,409,461.00	80,341.00	80,341.00	00.00	80,341.00	80,341.00	00.00	80,341.00	00.00
230303	DE PREVISION Y SEGURIDAD SOCIAL	31,251,234.00	1,158,227.00	32,409,461.00	80,341.00	80,341.00	00.00	80,341.00	80,341.00	00.00	80,341.00	00.00
230303001	INTERESES DE CESANTIAS	31,251,234.00	1,158,227.00	32,409,461.00	80,341.00	80,341.00	00.00	80,341.00	80,341.00	00.00	80,341.00	00.00
230303001	INTERESES DE CESANTIAS / MINPROTECCION ETV	10,153,646.00	939,821.00	11,093,467.00	61,150.00	61,150.00	00.00	61,150.00	61,150.00	00.00	61,150.00	00.00
230303001	INTERESES DE CESANTIAS / S.G.P. CSF	21,097,588.00	218,406.00	21,315,994.00	19,191.00	19,191.00	00.00	19,191.00	19,191.00	00.00	19,191.00	00.00
2310	OTROS GASTOS DE INVERSION	3,055,622,229.00	9,065,037,412.00	12,120,659,641.00	11,562,800,613.00	11,477,182,760.00	85,617,853.00	6,790,506,489.00	5,528,707,726.00	1,253,095,481.00	6,781,803,207.00	8,703,282.00
2310004	OTROS PROGRAMAS	00.00	00.00	00.00	00.00	00.00	00.00	00.00	00.00	00.00	00.00	00.00
231001	SUBCUENTA UES	3,055,622,229.00	9,065,037,412.00	12,120,659,641.00	11,562,800,613.00	11,477,182,760.00	85,617,853.00	6,790,506,489.00	5,528,707,726.00	1,253,095,481.00	6,781,803,207.00	8,703,282.00
23100101	CONTRATACION DE INSUMOS Y PRESTACION DE SERVICIOS	2,755,622,229.00	9,095,871,734.00	11,851,493,963.00	11,293,634,935.00	11,208,017,082.00	85,617,853.00	6,657,093,623.00	5,430,889,223.00	1,226,204,400.00	6,657,093,623.00	00.00
23100101002	AGUA PARA CONSUMO HUMANO	655,000,575.00	705,484,044.00	1,360,484,619.00	1,277,036,391.00	1,277,036,391.00	00.00	819,656,391.00	703,176,391.00	116,480,000.00	819,656,391.00	00.00
2310010100201	AGUA PARA CONSUMO HUMANO - TALENTO HUMANO	572,078,801.00	704,957,590.00	1,277,036,391.00	1,277,036,391.00	1,277,036,391.00	00.00	819,656,391.00	703,176,391.00	116,480,000.00	819,656,391.00	00.00
2310010100201	AGUA PARA CONSUMO HUMANO - TALENTO HUMANO / S.G.P. CSF	572,078,801.00	704,957,590.00	1,277,036,391.00	1,277,036,391.00	1,277,036,391.00	00.00	819,656,391.00	703,176,391.00	116,480,000.00	819,656,391.00	00.00
2310010100202	AGUA PARA CONSUMO HUMANO -	30,513,028.00	4,000,000.00	34,513,028.00	00.00	00.00	00.00	00.00	00.00	00.00	00.00	00.00
2310010100202	AGUA PARA CONSUMO HUMANO - MATERIALES Y SUMINISTROS / S.G.P. CSF	30,513,028.00	4,000,000.00	34,513,028.00	00.00	00.00	00.00	00.00	00.00	00.00	00.00	00.00
2310010100203	AGUA PARA CONS HUMANO -	52,408,746.00	(3,473,546.00)	48,935,200.00	00.00	00.00	00.00	00.00	00.00	00.00	00.00	00.00

EJECUCION PRESUPUESTAL DE GASTOS
CORRESPONDIENTE AL MES DE SEPTIEMBRE DE 2019

RUBRO	DESCRIPCION	APROPIACION INICIAL	MODIFICACIONES	APROPIACION VIGENTE	DISPONIBILIDADES	COMPROMISOS	DISPONIBILIDADES ABIERTAS	OBLIGACIONES	PAGOS ANTERIORES	PAGOS DEL MES	PAGOS ACUMULADOS	OBLIGACIONES POR PAGAR
		1	2	3	4	5	6= (4-5)	7	8	9	10 = (8+9)	11=(7-10)
2310010100203	AGUA PARA CONS HUMANO - COMPRA DE EQUIPO / S.G.P. CSF	52,408,746.00	(3,473,546.00)	48,935,200.00	00.00	00.00	00.00	00.00	00.00	00.00	00.00	00.00
23100101004	ALIMENTOS Y BEBIDAS	111,054,900.00	587,307,331.00	698,362,231.00	672,687,331.00	672,687,331.00	00.00	396,307,331.00	318,037,331.00	78,270,000.00	396,307,331.00	00.00
2310010100401	ALIMENTOS Y BEBIDAS - TALENTO HUMANO	101,880,000.00	587,307,331.00	689,187,331.00	672,687,331.00	672,687,331.00	00.00	396,307,331.00	318,037,331.00	78,270,000.00	396,307,331.00	00.00
2310010100401	ALIMENTOS Y BEBIDAS - TALENTO HUMANO / S.G.P. CSF	101,880,000.00	587,307,331.00	689,187,331.00	672,687,331.00	672,687,331.00	00.00	396,307,331.00	318,037,331.00	78,270,000.00	396,307,331.00	00.00
2310010100402	ALIMENTOS Y BEBIDAS -	9,174,900.00	00.00	9,174,900.00	00.00	00.00	00.00	00.00	00.00	00.00	00.00	00.00
2310010100402	ALIMENTOS Y BEBIDAS - MATERIALES Y SUMINISTROS / S.G.P. CSF	9,174,900.00	00.00	9,174,900.00	00.00	00.00	00.00	00.00	00.00	00.00	00.00	00.00
2310010100403	ALIMENTOS Y BEBIDAS - COMPRA	00.00	00.00	00.00	00.00	00.00	00.00	00.00	00.00	00.00	00.00	00.00
23100101005	MEDICAMENTOS Y DISPOSITIVOS MÉDICOS	69,060,000.00	419,730,000.00	488,790,000.00	481,990,000.00	481,990,000.00	00.00	296,550,000.00	246,690,000.00	49,860,000.00	296,550,000.00	00.00
2310010100501	IVC DE LOS MED E INSUMOS MÉDICOS TALENTO HUMANO	69,060,000.00	419,730,000.00	488,790,000.00	481,990,000.00	481,990,000.00	00.00	296,550,000.00	246,690,000.00	49,860,000.00	296,550,000.00	00.00
2310010100501	IVC DE LOS MED E INSUMOS MÉDICOS TALENTO HUMANO / S.G.P. CSF	69,060,000.00	419,730,000.00	488,790,000.00	481,990,000.00	481,990,000.00	00.00	296,550,000.00	246,690,000.00	49,860,000.00	296,550,000.00	00.00
2310010100502	IVC DE LOS MED E INSUMOS MÉDICOS - MATERIALES Y	00.00	00.00	00.00	00.00	00.00	00.00	00.00	00.00	00.00	00.00	00.00
23100101007	ENFERMEDADES TRANSMITIDAS POR VECTORES	149,580,000.00	2,301,580,000.00	2,451,160,000.00	2,445,600,000.00	2,445,600,000.00	00.00	1,434,961,000.00	1,144,771,000.00	290,190,000.00	1,434,961,000.00	00.00
2310010100701	ENFERMEDADES TRANSMITIDAS POR VECTORES - TALENTO HUMANO	149,580,000.00	2,301,580,000.00	2,451,160,000.00	2,445,600,000.00	2,445,600,000.00	00.00	1,434,961,000.00	1,144,771,000.00	290,190,000.00	1,434,961,000.00	00.00
2310010100701	ENFERMEDADES TRANSMITIDAS POR VECTORES - TALENTO HUMANO / S.G.P. CSF	149,580,000.00	2,301,580,000.00	2,451,160,000.00	2,445,600,000.00	2,445,600,000.00	00.00	1,434,961,000.00	1,144,771,000.00	290,190,000.00	1,434,961,000.00	00.00
23100101008	ZOONOSIS	213,934,260.00	2,412,695,000.00	2,626,629,260.00	2,570,360,000.00	2,568,970,000.00	1,390,000.00	1,447,017,000.00	1,132,021,000.00	314,996,000.00	1,447,017,000.00	00.00
2310010100801	ZOONOSIS - TALENTO HUMANO	163,920,000.00	2,412,695,000.00	2,576,615,000.00	2,570,360,000.00	2,568,970,000.00	1,390,000.00	1,447,017,000.00	1,132,021,000.00	314,996,000.00	1,447,017,000.00	00.00
2310010100801	ZOONOSIS - TALENTO HUMANO / S.G.P. CSF	163,920,000.00	2,412,695,000.00	2,576,615,000.00	2,570,360,000.00	2,568,970,000.00	1,390,000.00	1,447,017,000.00	1,132,021,000.00	314,996,000.00	1,447,017,000.00	00.00
2310010100802	ZOONOSIS - MATERIALES Y	50,014,260.00	00.00	50,014,260.00	00.00	00.00	00.00	00.00	00.00	00.00	00.00	00.00
2310010100802	ZOONOSIS - MATERIALES Y SUMINISTROS / S.G.P. CSF	50,014,260.00	00.00	50,014,260.00	00.00	00.00	00.00	00.00	00.00	00.00	00.00	00.00
2310010100803	ZOONOSIS - COMPRA DE EQUIPO	00.00	00.00	00.00	00.00	00.00	00.00	00.00	00.00	00.00	00.00	00.00
23100101011	FORTALECIMIENTO INSTITUCIONAL	1,362,925,315.00	1,403,894,566.00	2,766,819,883.00	2,401,901,213.00	2,317,673,360.00	84,227,853.00	1,454,241,901.00	1,255,853,501.00	198,388,400.00	1,454,241,901.00	00.00
2310010101101	Fortalecimiento Institucional - Talento Humano	482,943,431.00	1,409,060,246.00	1,892,003,677.00	1,385,443,677.00	1,885,443,677.00	00.00	1,175,913,677.00	985,093,677.00	190,820,000.00	1,175,913,677.00	00.00
2310010101101	Fortalecimiento Institucional - Talento Humano / RENTAS CEDIDAS	00.00	36,000,000.00	36,000,000.00	35,560,000.00	35,560,000.00	00.00	15,800,000.00	5,440,000.00	10,360,000.00	15,800,000.00	00.00
2310010101101	Fortalecimiento Institucional - Talento Humano / S.G.P. CSF	482,943,431.00	1,373,060,246.00	1,856,003,677.00	1,849,883,677.00	1,849,883,677.00	00.00	1,160,113,677.00	979,653,677.00	180,460,000.00	1,160,113,677.00	00.00
2310010101102	Fortalecimiento Institucional -	161,867,340.00	00.00	161,867,340.00	74,404,393.00	36,704,003.00	37,700,390.00	00.00	00.00	00.00	00.00	00.00
2310010101102	Fortalecimiento Institucional - Materiales y Suministros / RENTAS CEDIDAS	161,867,340.00	00.00	161,867,340.00	74,404,393.00	36,704,003.00	37,700,390.00	00.00	00.00	00.00	00.00	00.00
2310010101103	Fortalecimiento Institucional -	00.00	00.00	00.00	00.00	00.00	00.00	00.00	00.00	00.00	00.00	00.00

20

2

EJECUCION PRESUPUESTAL DE GASTOS

CORRESPONDIENTE AL MES DE SEPTIEMBRE DE 2019

RUBRO	DESCRIPCION	APROPIACION INICIAL	MODIFICACIONES	APROPIACION VIGENTE	DISPONIBILIDADES	COMPROMISOS	DISPONIBILIDADES ABIERTAS	OBLIGACIONES	PAGOS ANTERIORES	PAGOS DEL MES	PAGOS ACUMULADOS	OBLIGACIONES POR PAGAR
		1	2	3	4	5	6= (4-5)	7	8	9	10 = (8+9)	11=(7-10)
2310010101103	Fortalecimiento Institucional - Impresos y Publicaciones / RENTAS CEDIDAS	00.00	00.00	00.00	00.00	00.00	00.00	00.00	00.00	00.00	00.00	00.00
2310010101104	Fortalecimiento institucional -	184,767,715.00	00.00	184,767,715.00	00.00	00.00	00.00	00.00	00.00	00.00	00.00	00.00
2310010101104	Fortalecimiento institucional - Compra de Equipo / RENTAS CEDIDAS	184,767,715.00	00.00	184,767,715.00	00.00	00.00	00.00	00.00	00.00	00.00	00.00	00.00
2310010101105	Fortalecimiento Institucional -	263,675,430.00	(36,000,000.00)	227,675,430.00	193,507,198.00	146,979,735.00	46,527,463.00	52,487,479.00	52,487,479.00	00.00	52,487,479.00	00.00
2310010101105	Fortalecimiento Institucional - Mantenimiento / Rentas Cedidas / RENTAS CEDIDAS	263,675,430.00	(36,000,000.00)	227,675,430.00	193,507,198.00	146,979,735.00	46,527,463.00	52,487,479.00	52,487,479.00	00.00	52,487,479.00	00.00
2310010101106	Fortalecimiento Institucional -	102,000,000.00	00.00	102,000,000.00	83,252,400.00	83,252,400.00	00.00	60,547,200.00	52,978,800.00	7,568,400.00	60,547,200.00	00.00
2310010101106	Fortalecimiento Institucional - Arrendamientos / Rentas Cedidas / RENTAS CEDIDAS	102,000,000.00	00.00	102,000,000.00	83,252,400.00	83,252,400.00	00.00	60,547,200.00	52,978,800.00	7,568,400.00	60,547,200.00	00.00
2310010101107	Fortalecimiento Institucional - Vigilancia y seguridad / Rentas	167,671,399.00	30,834,322.00	198,505,721.00	165,293,545.00	165,293,545.00	00.00	165,293,545.00	165,293,545.00	00.00	165,293,545.00	00.00
2310010101107	Fortalecimiento Institucional - Vigilancia y seguridad / Rentas Cedidas / RENTAS CEDIDAS	167,671,399.00	30,834,322.00	198,505,721.00	165,293,545.00	165,293,545.00	00.00	165,293,545.00	165,293,545.00	00.00	165,293,545.00	00.00
23100101012	PROTECCION Y VIGILANCIA EN	61,975,970.00	335,032,000.00	397,007,970.00	381,820,000.00	381,820,000.00	00.00	210,340,000.00	163,340,000.00	47,000,000.00	210,340,000.00	00.00
2310010101201	Prot. y Vig. en Salud Ambiental- Talento Humano	46,788,000.00	335,032,000.00	381,820,000.00	381,820,000.00	381,820,000.00	00.00	210,340,000.00	163,340,000.00	47,000,000.00	210,340,000.00	00.00
2310010101201	Prot. y Vig. en Salud Ambiental- Talento Humano / S.G.P. CSF	46,788,000.00	335,032,000.00	381,820,000.00	381,820,000.00	381,820,000.00	00.00	210,340,000.00	163,340,000.00	47,000,000.00	210,340,000.00	00.00
2310010101202	Prot. y Vig. en Salud Ambiental-	00.00	00.00	00.00	00.00	00.00	00.00	00.00	00.00	00.00	00.00	00.00
2310010101204	Prot. y Vig. en Salud Ambiental- Mantenimiento de equipos	15,187,970.00	00.00	15,187,970.00	00.00	00.00	00.00	00.00	00.00	00.00	00.00	00.00
2310010101204	Prot. y Vig. en Salud Ambiental- Mantenimiento de equipos / S.G.P. CSF	15,187,970.00	00.00	15,187,970.00	00.00	00.00	00.00	00.00	00.00	00.00	00.00	00.00
23100101013	SEGURIDAD QUÍMICA Y	132,031,209.00	930,148,791.00	1,062,240,000.00	1,062,240,000.00	1,062,240,000.00	00.00	598,020,000.00	467,000,000.00	131,020,000.00	598,020,000.00	00.00
2310010101301	SEG. QUÍM. Y PROT.RADIOLÓGICA - Talento Humano / S.G.P. CSF	114,780,000.00	947,460,000.00	1,062,240,000.00	1,062,240,000.00	1,062,240,000.00	00.00	598,020,000.00	467,000,000.00	131,020,000.00	598,020,000.00	00.00
2310010101301	SEG. QUÍM. Y PROT.RADIOLÓGICA - Talento Humano / S.G.P. CSF / S.G.P. CSF	114,780,000.00	947,460,000.00	1,062,240,000.00	1,062,240,000.00	1,062,240,000.00	00.00	598,020,000.00	467,000,000.00	131,020,000.00	598,020,000.00	00.00
2310010101302	SEG. QUÍM. Y PROT.RADIOLÓGICA - Materiales y	17,311,209.00	(17,311,209.00)	00.00	00.00	00.00	00.00	00.00	00.00	00.00	00.00	00.00
2310010101302	SEG. QUÍM. Y PROT.RADIOLÓGICA - Materiales y suministros / S.G.P. CSF	17,311,209.00	(17,311,209.00)	00.00	00.00	00.00	00.00	00.00	00.00	00.00	00.00	00.00
2310010101303	SEG. QUÍM. Y PROT.RADIOLÓGICA - Compra de	00.00	00.00	00.00	00.00	00.00	00.00	00.00	00.00	00.00	00.00	00.00
23100102	CONTRATACION DE INSUMOS Y PRESTACION DE SERVICIOS	300,000,000.00	(30,834,322.00)	269,165,678.00	269,165,678.00	269,165,678.00	00.00	133,412,866.00	97,818,503.00	26,891,081.00	124,709,584.00	8,703,282.00
23100102	CONTRATACION DE INSUMOS Y PRESTACION DE SERVICIOS / RENTAS CEDIDAS	300,000,000.00	(30,834,322.00)	269,165,678.00	269,165,678.00	269,165,678.00	00.00	133,412,866.00	97,818,503.00	26,891,081.00	124,709,584.00	8,703,282.00
3	Reserva de Apropiación	00.00	00.00	00.00	00.00	00.00	00.00	00.00	00.00	00.00	00.00	00.00

EJECUCION PRESUPUESTAL DE GASTOS
CORRESPONDIENTE AL MES DE SEPTIEMBRE DE 2019

RUBRO	DESCRIPCION	APROPIACION INICIAL	MODIFICACIONES	APROPIACION VIGENTE	DISPONIBILIDADES	COMPROMISOS	DISPONIBILIDADES ABIERTAS	OBLIGACIONES	PAGOS ANTERIORES	PAGOS DEL MES	PAGOS ACUMULADOS	OBLIGACIONES POR PAGAR
		1	2	3	4	5	6= (4-5)	7	8	9	10 = (8+9)	11=(7-10)
4	Reservas de Caja	1,392,780,104.00	00.00	1,392,780,104.00	1,392,780,104.00	1,392,780,104.00	00.00	1,392,780,104.00	1,359,200,615.00	10,186,400.00	1,369,387,015.00	23,393,089.00
41	GASTOS FUNCIONAMIENTO	885,946,980.00	00.00	885,946,980.00	885,946,980.00	885,946,980.00	00.00	885,946,980.00	885,053,827.00	00.00	885,053,827.00	893,153.00
4102	GASTOS GENERALES	401,970,070.00	00.00	401,970,070.00	401,970,070.00	401,970,070.00	00.00	401,970,070.00	401,076,917.00	00.00	401,076,917.00	893,153.00
410204	ADQUISICIÓN BIENES Y SERVICIOS	401,970,070.00	00.00	401,970,070.00	401,970,070.00	401,970,070.00	00.00	401,970,070.00	401,076,917.00	00.00	401,076,917.00	893,153.00
410204004	MATERIALES Y SUMINISTROS	122,792,555.00	00.00	122,792,555.00	122,792,555.00	122,792,555.00	00.00	122,792,555.00	122,792,555.00	00.00	122,792,555.00	00.00
410204004001	DOTACIÓN	55,970,555.00	00.00	55,970,555.00	55,970,555.00	55,970,555.00	00.00	55,970,555.00	55,970,555.00	00.00	55,970,555.00	00.00
410204004001	DOTACIÓN / RENTAS CEDIDAS	55,970,555.00	00.00	55,970,555.00	55,970,555.00	55,970,555.00	00.00	55,970,555.00	55,970,555.00	00.00	55,970,555.00	00.00
410204004002	PAPELERÍA ÚTILES DE	29,122,800.00	00.00	29,122,800.00	29,122,800.00	29,122,800.00	00.00	29,122,800.00	29,122,800.00	00.00	29,122,800.00	00.00
410204004002	PAPELERÍA ÚTILES DE ESCRITORIO Y OFICINA / RENTAS CEDIDAS	29,122,800.00	00.00	29,122,800.00	29,122,800.00	29,122,800.00	00.00	29,122,800.00	29,122,800.00	00.00	29,122,800.00	00.00
410204004005	OTROS MATERIALES Y	37,699,200.00	00.00	37,699,200.00	37,699,200.00	37,699,200.00	00.00	37,699,200.00	37,699,200.00	00.00	37,699,200.00	00.00
410204004005	OTROS MATERIALES Y SUMINISTROS / RENTAS CEDIDAS	37,699,200.00	00.00	37,699,200.00	37,699,200.00	37,699,200.00	00.00	37,699,200.00	37,699,200.00	00.00	37,699,200.00	00.00
410204005	MANTENIMIENTO	178,393,683.00	00.00	178,393,683.00	178,393,683.00	178,393,683.00	00.00	178,393,683.00	178,393,683.00	00.00	178,393,683.00	00.00
410204005002	MANTENIMIENTO DE BIENES MUEBLES EQUIPOS Y ENSERES	61,126,960.00	00.00	61,126,960.00	61,126,960.00	61,126,960.00	00.00	61,126,960.00	61,126,960.00	00.00	61,126,960.00	00.00
410204005002	MANTENIMIENTO DE BIENES MUEBLES EQUIPOS Y ENSERES / RENTAS CEDIDAS	61,126,960.00	00.00	61,126,960.00	61,126,960.00	61,126,960.00	00.00	61,126,960.00	61,126,960.00	00.00	61,126,960.00	00.00
410204005005	SERVICIO DE SEGURIDAD Y	80,352,308.00	00.00	80,352,308.00	80,352,308.00	80,352,308.00	00.00	80,352,308.00	80,352,308.00	00.00	80,352,308.00	00.00
410204005005	SERVICIO DE SEGURIDAD Y VIGILANCIA / RENTAS CEDIDAS	80,352,308.00	00.00	80,352,308.00	80,352,308.00	80,352,308.00	00.00	80,352,308.00	80,352,308.00	00.00	80,352,308.00	00.00
410204005006	MANTENIMIENTO DE OTROS	9,368,475.00	00.00	9,368,475.00	9,368,475.00	9,368,475.00	00.00	9,368,475.00	9,368,475.00	00.00	9,368,475.00	00.00
410204005006	MANTENIMIENTO DE OTROS BIENES / RENTAS CEDIDAS	9,368,475.00	00.00	9,368,475.00	9,368,475.00	9,368,475.00	00.00	9,368,475.00	9,368,475.00	00.00	9,368,475.00	00.00
410204005007	MANTENIMIENTO DE SOFTWARE	27,545,940.00	00.00	27,545,940.00	27,545,940.00	27,545,940.00	00.00	27,545,940.00	27,545,940.00	00.00	27,545,940.00	00.00
410204005007	MANTENIMIENTO DE SOFTWARE / RENTAS CEDIDAS	27,545,940.00	00.00	27,545,940.00	27,545,940.00	27,545,940.00	00.00	27,545,940.00	27,545,940.00	00.00	27,545,940.00	00.00
410204006	COMUNICACIÓN Y TRANSPORTE	25,997,005.00	00.00	25,997,005.00	25,997,005.00	25,997,005.00	00.00	25,997,005.00	25,997,005.00	00.00	25,997,005.00	00.00
410204006001	CORREO	999,865.00	00.00	999,865.00	999,865.00	999,865.00	00.00	999,865.00	999,865.00	00.00	999,865.00	00.00
410204006001	CORREO / RENTAS CEDIDAS	999,865.00	00.00	999,865.00	999,865.00	999,865.00	00.00	999,865.00	999,865.00	00.00	999,865.00	00.00
410204006002	SERVICIO DE TRANSMISIÓN DE	24,997,140.00	00.00	24,997,140.00	24,997,140.00	24,997,140.00	00.00	24,997,140.00	24,997,140.00	00.00	24,997,140.00	00.00
410204006002	SERVICIO DE TRANSMISIÓN DE INFORMACIÓN / RENTAS CEDIDAS	24,997,140.00	00.00	24,997,140.00	24,997,140.00	24,997,140.00	00.00	24,997,140.00	24,997,140.00	00.00	24,997,140.00	00.00
410204007	IMPRESOS Y PUBLICACIONES	46,067,374.00	00.00	46,067,374.00	46,067,374.00	46,067,374.00	00.00	46,067,374.00	46,067,374.00	00.00	46,067,374.00	00.00
410204007002	OTROS GASTOS POR IMPRESOS Y PUBLICACIONES	46,067,374.00	00.00	46,067,374.00	46,067,374.00	46,067,374.00	00.00	46,067,374.00	46,067,374.00	00.00	46,067,374.00	00.00
410204007002	OTROS GASTOS POR IMPRESOS Y PUBLICACIONES / RENTAS CEDIDAS	46,067,374.00	00.00	46,067,374.00	46,067,374.00	46,067,374.00	00.00	46,067,374.00	46,067,374.00	00.00	46,067,374.00	00.00
410204009	SEGUROS	8,691,853.00	00.00	8,691,853.00	8,691,853.00	8,691,853.00	00.00	8,691,853.00	7,798,700.00	00.00	7,798,700.00	893,153.00
410204009003	OTROS SEGUROS	8,691,853.00	00.00	8,691,853.00	8,691,853.00	8,691,853.00	00.00	8,691,853.00	7,798,700.00	00.00	7,798,700.00	893,153.00
410204009003	OTROS SEGUROS / RENTAS CEDIDAS	8,691,853.00	00.00	8,691,853.00	8,691,853.00	8,691,853.00	00.00	8,691,853.00	7,798,700.00	00.00	7,798,700.00	893,153.00
410204011	VIÁTICOS Y GASTOS DE VIAJE	645,000.00	00.00	645,000.00	645,000.00	645,000.00	00.00	645,000.00	645,000.00	00.00	645,000.00	00.00
410204011001	VIÁTICOS Y GASTOS DE VIAJE AL INTERIOR	645,000.00	00.00	645,000.00	645,000.00	645,000.00	00.00	645,000.00	645,000.00	00.00	645,000.00	00.00

EJECUCION PRESUPUESTAL DE GASTOS
CORRESPONDIENTE AL MES DE SEPTIEMBRE DE 2019

RUBRO	DESCRIPCION	APROPIACION INICIAL	MODIFICACIONES	APROPIACION VIGENTE	DISPONIBILIDADES	COMPROMISOS	DISPONIBILIDADES ABIERTAS	OBLIGACIONES	PAGOS ANTERIORES	PAGOS DEL MES	PAGOS ACUMULADOS	OBLIGACIONES POR PAGAR
		1	2	3	4	5	6= (4-5)	7	8	9	10 = (8+9)	11=(7-10)
410204011001	VIÁTICOS Y GASTOS DE VIAJE AL INTERIOR / RENTAS CEDIDAS	645,000.00	00.00	645,000.00	645,000.00	645,000.00	00.00	645,000.00	645,000.00	00.00	645,000.00	00.00
410204015	OTROS GASTOS POR	19,382,600.00	00.00	19,382,600.00	19,382,600.00	19,382,600.00	00.00	19,382,600.00	19,382,600.00	00.00	19,382,600.00	00.00
410204015002	SALUD OCUPACIONAL	19,382,600.00	00.00	19,382,600.00	19,382,600.00	19,382,600.00	00.00	19,382,600.00	19,382,600.00	00.00	19,382,600.00	00.00
410204015002	SALUD OCUPACIONAL / RENTAS CEDIDAS	19,382,600.00	00.00	19,382,600.00	19,382,600.00	19,382,600.00	00.00	19,382,600.00	19,382,600.00	00.00	19,382,600.00	00.00
4103	TRANSFERENCIAS	483,976,910.00	00.00	483,976,910.00	483,976,910.00	483,976,910.00	00.00	483,976,910.00	483,976,910.00	00.00	483,976,910.00	00.00
410303	DE PREVISIÓN Y SEGURIDAD SOCIAL	483,976,910.00	00.00	483,976,910.00	483,976,910.00	483,976,910.00	00.00	483,976,910.00	483,976,910.00	00.00	483,976,910.00	00.00
41030301	DE PREVISION Y SEGURIDAD SOCIAL	483,976,910.00	00.00	483,976,910.00	483,976,910.00	483,976,910.00	00.00	483,976,910.00	483,976,910.00	00.00	483,976,910.00	00.00
41030301002	CUOTAS PARTES PENSIONALES	325,000,000.00	00.00	325,000,000.00	325,000,000.00	325,000,000.00	00.00	325,000,000.00	325,000,000.00	00.00	325,000,000.00	00.00
41030301002	CUOTAS PARTES PENSIONALES / RECURSOS PROPIOS	325,000,000.00	00.00	325,000,000.00	325,000,000.00	325,000,000.00	00.00	325,000,000.00	325,000,000.00	00.00	325,000,000.00	00.00
41030301004	INTERESES DE CESANTIAS	17,276,926.00	00.00	17,276,926.00	17,276,926.00	17,276,926.00	00.00	17,276,926.00	17,276,926.00	00.00	17,276,926.00	00.00
41030301004	INTERESES DE CESANTIAS / RENTAS CEDIDAS	17,276,926.00	00.00	17,276,926.00	17,276,926.00	17,276,926.00	00.00	17,276,926.00	17,276,926.00	00.00	17,276,926.00	00.00
41030301006	FONDOS ADMINISTRADORES DE	141,699,984.00	00.00	141,699,984.00	141,699,984.00	141,699,984.00	00.00	141,699,984.00	141,699,984.00	00.00	141,699,984.00	00.00
41030301006	FONDOS ADMINISTRADORES DE CESANTIAS PRIVADOS / RECURSOS PROPIOS	141,699,984.00	00.00	141,699,984.00	141,699,984.00	141,699,984.00	00.00	141,699,984.00	141,699,984.00	00.00	141,699,984.00	00.00
43	GASTOS DE INVERSIÓN	506,833,124.00	00.00	506,833,124.00	506,833,124.00	506,833,124.00	00.00	506,833,124.00	474,146,788.00	10,165,400.00	484,333,188.00	22,499,936.00
4301	GASTOS DE PERSONAL	232,936,459.00	00.00	232,936,459.00	232,936,459.00	232,936,459.00	00.00	232,936,459.00	232,936,459.00	00.00	232,936,459.00	00.00
430101	SERVICIOS PERSONALES ASOCIADOS A NÓMINA (OPE)	6,636,554.00	00.00	6,636,554.00	6,636,554.00	6,636,554.00	00.00	6,636,554.00	6,636,554.00	00.00	6,636,554.00	00.00
43010101	SUELDO DE PERSONAL DE NÓMINA	2,480,972.00	00.00	2,480,972.00	2,480,972.00	2,480,972.00	00.00	2,480,972.00	2,480,972.00	00.00	2,480,972.00	00.00
43010101001	SUELDO	2,480,972.00	00.00	2,480,972.00	2,480,972.00	2,480,972.00	00.00	2,480,972.00	2,480,972.00	00.00	2,480,972.00	00.00
43010101001	SUELDO / S.G.P. CSF	2,480,972.00	00.00	2,480,972.00	2,480,972.00	2,480,972.00	00.00	2,480,972.00	2,480,972.00	00.00	2,480,972.00	00.00
43010105	OTROS	4,155,582.00	00.00	4,155,582.00	4,155,582.00	4,155,582.00	00.00	4,155,582.00	4,155,582.00	00.00	4,155,582.00	00.00
43010105001	BONIFICACIÓN ESPECIAL DE RECREACIÓN	76,551.00	00.00	76,551.00	76,551.00	76,551.00	00.00	76,551.00	76,551.00	00.00	76,551.00	00.00
43010105001	BONIFICACIÓN ESPECIAL DE RECREACIÓN / S.G.P. CSF	76,551.00	00.00	76,551.00	76,551.00	76,551.00	00.00	76,551.00	76,551.00	00.00	76,551.00	00.00
43010105002	BONIFICACION SERVICIOS	401,893.00	00.00	401,893.00	401,893.00	401,893.00	00.00	401,893.00	401,893.00	00.00	401,893.00	00.00
43010105002	BONIFICACION SERVICIOS PRESTADOS / S.G.P. CSF	401,893.00	00.00	401,893.00	401,893.00	401,893.00	00.00	401,893.00	401,893.00	00.00	401,893.00	00.00
43010105005	PRIMA DE SERVICIO	284,380.00	00.00	284,380.00	284,380.00	284,380.00	00.00	284,380.00	284,380.00	00.00	284,380.00	00.00
43010105005	PRIMA DE SERVICIO / S.G.P. CSF	284,380.00	00.00	284,380.00	284,380.00	284,380.00	00.00	284,380.00	284,380.00	00.00	284,380.00	00.00
43010105006	PRIMA DE VACACIONES	614,801.00	00.00	614,801.00	614,801.00	614,801.00	00.00	614,801.00	614,801.00	00.00	614,801.00	00.00
43010105006	PRIMA DE VACACIONES / S.G.P. CSF	614,801.00	00.00	614,801.00	614,801.00	614,801.00	00.00	614,801.00	614,801.00	00.00	614,801.00	00.00
43010105007	PRIMA DE NAVIDAD	1,851,971.00	00.00	1,851,971.00	1,851,971.00	1,851,971.00	00.00	1,851,971.00	1,851,971.00	00.00	1,851,971.00	00.00
43010105007	PRIMA DE NAVIDAD / S.G.P. CSF	1,851,971.00	00.00	1,851,971.00	1,851,971.00	1,851,971.00	00.00	1,851,971.00	1,851,971.00	00.00	1,851,971.00	00.00
43010105008	PRIMAS EXTRA	925,986.00	00.00	925,986.00	925,986.00	925,986.00	00.00	925,986.00	925,986.00	00.00	925,986.00	00.00
43010105008	PRIMAS EXTRA / S.G.P. CSF	925,986.00	00.00	925,986.00	925,986.00	925,986.00	00.00	925,986.00	925,986.00	00.00	925,986.00	00.00
430105	CONTRIBUCIONES INHERENTES A LA NÓMINA SECTOR PRIVADO Y	226,299,905.00	00.00	226,299,905.00	226,299,905.00	226,299,905.00	00.00	226,299,905.00	226,299,905.00	00.00	226,299,905.00	00.00


EJECUCION PRESUPUESTAL DE GASTOS
CORRESPONDIENTE AL MES DE SEPTIEMBRE DE 2019


RUBRO	DESCRIPCION	APROPIACION INICIAL	MODIFICACIONES	APROPIACION VIGENTE	DISPONIBILIDADES	COMPROMISOS	DISPONIBILIDADES ABIERTAS	OBLIGACIONES	PAGOS ANTERIORES	PAGOS DEL MES	PAGOS ACUMULADOS	OBLIGACIONES POR PAGAR
		1	2	3	4	5	6= (4-5)	7	8	9	10 = (8+9)	11=(7-10)
43010801	ADMINISTRADAS POR EL SECTOR PRIVADO	226,299,905.00	00.00	226,299,905.00	226,299,905.00	226,299,905.00	00.00	226,299,905.00	226,299,905.00	00.00	226,299,905.00	00.00
43010501002	FONDOS ADMINISTRADORES DE CESANTIAS PRIVADOS	226,299,905.00	00.00	226,299,905.00	226,299,905.00	226,299,905.00	00.00	226,299,905.00	226,299,905.00	00.00	226,299,905.00	00.00
43010501002	FONDOS ADMINISTRADORES DE CESANTIAS PRIVADOS / MINPROTECCION ETV	67,494,401.00	00.00	67,494,401.00	67,494,401.00	67,494,401.00	00.00	67,494,401.00	67,494,401.00	00.00	67,494,401.00	00.00
43010501002	FONDOS ADMINISTRADORES DE CESANTIAS PRIVADOS / S.G.P. CSF	158,805,504.00	00.00	158,805,504.00	158,805,504.00	158,805,504.00	00.00	158,805,504.00	158,805,504.00	00.00	158,805,504.00	00.00
4302	GASTOS GENERALES	39,992,925.00	00.00	39,992,925.00	39,992,925.00	39,992,925.00	00.00	39,992,925.00	39,992,925.00	00.00	39,992,925.00	00.00
430204	ADQUISICIÓN BIENES Y SERVICIOS	39,992,925.00	00.00	39,992,925.00	39,992,925.00	39,992,925.00	00.00	39,992,925.00	39,992,925.00	00.00	39,992,925.00	00.00
430204004	MATERIALES Y SUMINISTROS	39,992,925.00	00.00	39,992,925.00	39,992,925.00	39,992,925.00	00.00	39,992,925.00	39,992,925.00	00.00	39,992,925.00	00.00
430204004	MATERIALES Y SUMINISTROS / RENTAS CEDIDAS	39,992,925.00	00.00	39,992,925.00	39,992,925.00	39,992,925.00	00.00	39,992,925.00	39,992,925.00	00.00	39,992,925.00	00.00
4303	TRANSFERENCIAS	26,751,192.00	00.00	26,751,192.00	26,751,192.00	26,751,192.00	00.00	26,751,192.00	26,751,192.00	00.00	26,751,192.00	00.00
430303	DE PREVISION Y SEGURIDAD SOCIAL	26,751,192.00	00.00	26,751,192.00	26,751,192.00	26,751,192.00	00.00	26,751,192.00	26,751,192.00	00.00	26,751,192.00	00.00
430303001	INTERESES DE CESANTIAS	26,751,192.00	00.00	26,751,192.00	26,751,192.00	26,751,192.00	00.00	26,751,192.00	26,751,192.00	00.00	26,751,192.00	00.00
430303001	INTERESES DE CESANTIAS / MINPROTECCION ETV	8,080,481.00	00.00	8,080,481.00	8,080,481.00	8,080,481.00	00.00	8,080,481.00	8,080,481.00	00.00	8,080,481.00	00.00
430303001	INTERESES DE CESANTIAS / S.G.P. CSF	18,670,711.00	00.00	18,670,711.00	18,670,711.00	18,670,711.00	00.00	18,670,711.00	18,670,711.00	00.00	18,670,711.00	00.00
4310	OTROS GASTOS DE INVERSION	207,152,548.00	00.00	207,152,548.00	207,152,548.00	207,152,548.00	00.00	207,152,548.00	174,466,212.00	10,186,400.00	184,652,612.00	22,499,936.00
431001	SUBCUENTA UES	207,152,548.00	00.00	207,152,548.00	207,152,548.00	207,152,548.00	00.00	207,152,548.00	174,466,212.00	10,186,400.00	184,652,612.00	22,499,936.00
43100101	CONTRATACION DE INSUMOS Y PRESTACION DE SERVICIOS	191,545,275.00	00.00	191,545,275.00	191,545,275.00	191,545,275.00	00.00	191,545,275.00	158,858,939.00	10,186,400.00	169,045,339.00	22,499,936.00
43100101002	AGUA PARA CONSUMO HUMANO	45,117,372.00	00.00	45,117,372.00	45,117,372.00	45,117,372.00	00.00	45,117,372.00	22,617,436.00	00.00	22,617,436.00	22,499,936.00
4310010100202	MATERIALES Y SUMINISTROS	22,499,936.00	00.00	22,499,936.00	22,499,936.00	22,499,936.00	00.00	22,499,936.00	00.00	00.00	00.00	22,499,936.00
4310010100202	MATERIALES Y SUMINISTROS / RENTAS CEDIDAS	22,499,936.00	00.00	22,499,936.00	22,499,936.00	22,499,936.00	00.00	22,499,936.00	00.00	00.00	00.00	22,499,936.00
4310010100203	AGUA PARA CONS HUMANO -	22,617,436.00	00.00	22,617,436.00	22,617,436.00	22,617,436.00	00.00	22,617,436.00	22,617,436.00	00.00	22,617,436.00	00.00
4310010100203	AGUA PARA CONS HUMANO - COMPRA DE EQUIPO / RENTAS CEDIDAS	22,617,436.00	00.00	22,617,436.00	22,617,436.00	22,617,436.00	00.00	22,617,436.00	22,617,436.00	00.00	22,617,436.00	00.00
43100101008	ZONOSIS	5,926,200.00	00.00	5,926,200.00	5,926,200.00	5,926,200.00	00.00	5,926,200.00	5,926,200.00	00.00	5,926,200.00	00.00
4310010100803	COMPRA DE EQUIPO	5,926,200.00	00.00	5,926,200.00	5,926,200.00	5,926,200.00	00.00	5,926,200.00	5,926,200.00	00.00	5,926,200.00	00.00
4310010100803	COMPRA DE EQUIPO / RENTAS CEDIDAS	5,926,200.00	00.00	5,926,200.00	5,926,200.00	5,926,200.00	00.00	5,926,200.00	5,926,200.00	00.00	5,926,200.00	00.00
43100101011	FORTALECIMIENTO	115,440,860.00	00.00	115,440,860.00	115,440,860.00	115,440,860.00	00.00	115,440,860.00	115,440,860.00	00.00	115,440,860.00	00.00
4310010101103	Fortalecimiento Institucional - Impresos y Publicaciones	50,000,000.00	00.00	50,000,000.00	50,000,000.00	50,000,000.00	00.00	50,000,000.00	50,000,000.00	00.00	50,000,000.00	00.00
4310010101103	Fortalecimiento Institucional - Impresos y Publicaciones / RENTAS CEDIDAS	50,000,000.00	00.00	50,000,000.00	50,000,000.00	50,000,000.00	00.00	50,000,000.00	50,000,000.00	00.00	50,000,000.00	00.00
4310010101104	Fortalecimiento institucional -	65,440,860.00	00.00	65,440,860.00	65,440,860.00	65,440,860.00	00.00	65,440,860.00	65,440,860.00	00.00	65,440,860.00	00.00
4310010101104	Fortalecimiento institucional - Compra de Equipo / RENTAS CEDIDAS	65,440,860.00	00.00	65,440,860.00	65,440,860.00	65,440,860.00	00.00	65,440,860.00	65,440,860.00	00.00	65,440,860.00	00.00
43100101012	PROTECCION Y VIGILANCIA EN	13,070,403.00	00.00	13,070,403.00	13,070,403.00	13,070,403.00	00.00	13,070,403.00	2,884,003.00	10,186,400.00	13,070,403.00	00.00
4310010101204	Mantenimiento de equipos	13,070,403.00	00.00	13,070,403.00	13,070,403.00	13,070,403.00	00.00	13,070,403.00	2,884,003.00	10,186,400.00	13,070,403.00	00.00

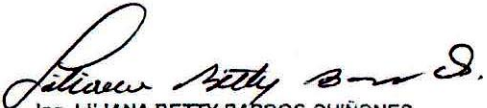
81

EJECUCION PRESUPUESTAL DE GASTOS
CORRESPONDIENTE AL MES DE SEPTIEMBRE DE 2019

RUBRO	DESCRIPCION	APROPIACION INICIAL	MODIFICACIONES	APROPIACION VIGENTE	DISPONIBILIDADES	COMPROMISOS	DISPONIBILIDADES ABIERTAS	OBLIGACIONES	PAGOS ANTERIORES	PAGOS DEL MES	PAGOS ACUMULADOS	OBLIGACIONES POR PAGAR
		1	2	3	4	5	6= (4-5)	7	8	9	10 = (8+9)	11=(7-10)
4310010101204	Mantenimiento de equipos / RENTAS CEDIDAS	13,070,403.00	00.00	13,070,403.00	13,070,403.00	13,070,403.00	00.00	13,070,403.00	2,884,003.00	10,186,400.00	13,070,403.00	00.00
43100101013	SEGURIDAD QUÍMICA Y	11,990,440.00	00.00	11,990,440.00	11,990,440.00	11,990,440.00	00.00	11,990,440.00	11,990,440.00	00.00	11,990,440.00	00.00
4310010101302	Materiales y suministros	11,990,440.00	00.00	11,990,440.00	11,990,440.00	11,990,440.00	00.00	11,990,440.00	11,990,440.00	00.00	11,990,440.00	00.00
4310010101302	Materiales y suministros / RENTAS CEDIDAS	11,990,440.00	00.00	11,990,440.00	11,990,440.00	11,990,440.00	00.00	11,990,440.00	11,990,440.00	00.00	11,990,440.00	00.00
43100102	CONTRATACION DE INSUMOS Y	15,607,273.00	00.00	15,607,273.00	15,607,273.00	15,607,273.00	00.00	15,607,273.00	15,607,273.00	00.00	15,607,273.00	00.00
43100102	CONTRATACION DE INSUMOS Y PRESTACION DE SERVICIOS / RENTAS CEDIDAS	15,607,273.00	00.00	15,607,273.00	15,607,273.00	15,607,273.00	00.00	15,607,273.00	15,607,273.00	00.00	15,607,273.00	00.00
8	Pasivo exigible	00.00	00.00	00.00	00.00	00.00	00.00	00.00	00.00	00.00	00.00	00.00


Ing. DIEGO VICTORIA MEJIA
Director General


Dr. FERNANDO GIRÓN VANDERHUK
Subdirector Administrativo


Ing. LILIANA BETTY BARROS QUINONES
Profesional Universitario